



US00D592413S

(12) **United States Design Patent**  
**Higashida**

(10) **Patent No.:** **US D592,413 S**

(45) **Date of Patent:** **\*\* May 19, 2009**

(54) **VEHICLE SEAT**

D541,542 S \* 5/2007 Yokoyama et al. .... D6/356  
D578,785 S \* 10/2008 Wyszogrod et al. .... D6/356

(75) Inventor: **Dai Higashida**, Saitama (JP)

\* cited by examiner

(73) Assignee: **Honda Motor Co., Ltd.**, Tokyo (JP)

*Primary Examiner*—Mimosa De  
(74) *Attorney, Agent, or Firm*—Plumsea Law Group, LLC;  
Mark E. Duell

(\*\*) Term: **14 Years**

(21) Appl. No.: **29/319,933**

(57) **CLAIM**

(22) Filed: **Jun. 17, 2008**

The ornamental design for a vehicle seat, as shown and described.

(51) **LOC (9) Cl.** ..... **06-01**

(52) **U.S. Cl.** ..... **D6/356**

(58) **Field of Classification Search** ..... D6/334–336,  
D6/356, 367, 368, 374, 375, 381, 500–502;  
297/232, 353, 354.1, 391, 396, 452.21, 452.24,  
297/452.25, 452.26, 452.29, 452.34, 452.35  
See application file for complete search history.

**DESCRIPTION**

FIG. 1 is a perspective view of a vehicle seat showing my new design;

FIG. 2 is a side view thereof; and,

FIG. 3 is a rear view thereof.

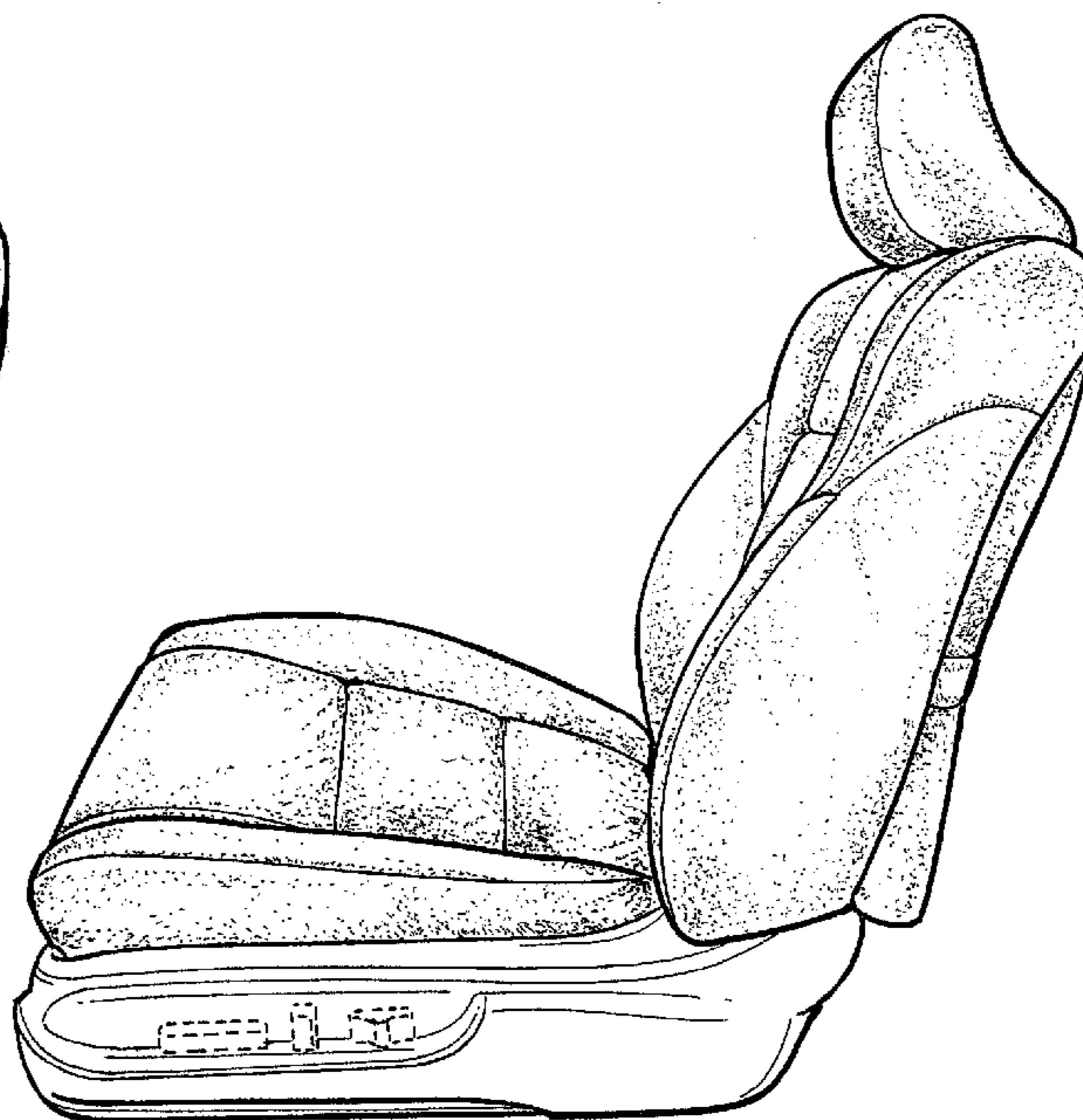
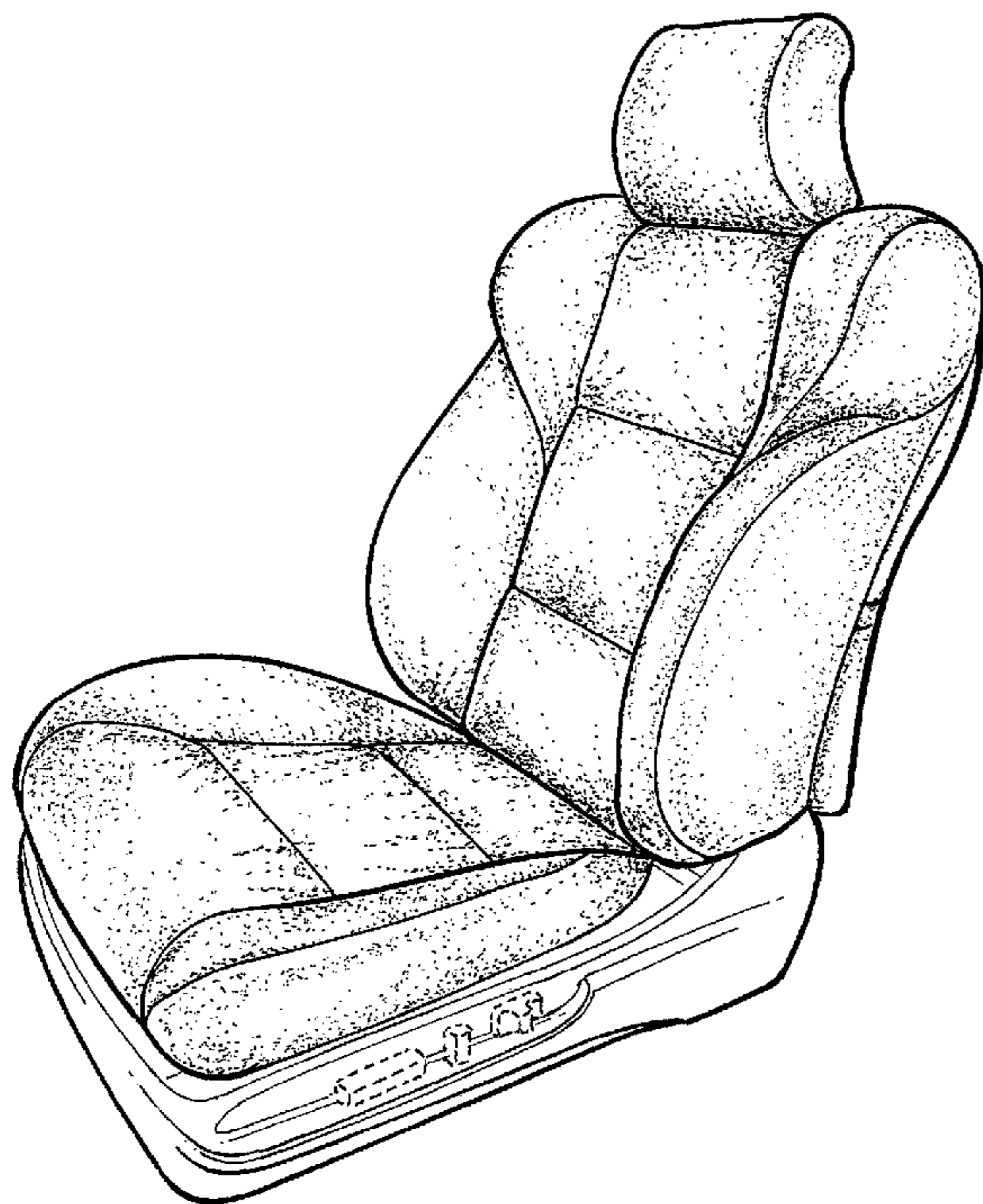
The broken line showings of the rectangle shapes in FIGS. 1 and 2 depict environmental subject matter and form no part of the claimed design.

(56) **References Cited**

**U.S. PATENT DOCUMENTS**

D440,062 S \* 4/2001 Tsay ..... D6/356  
D460,279 S \* 7/2002 Moburg ..... D6/356  
D535,485 S \* 1/2007 Moburg ..... D6/356

**1 Claim, 2 Drawing Sheets**



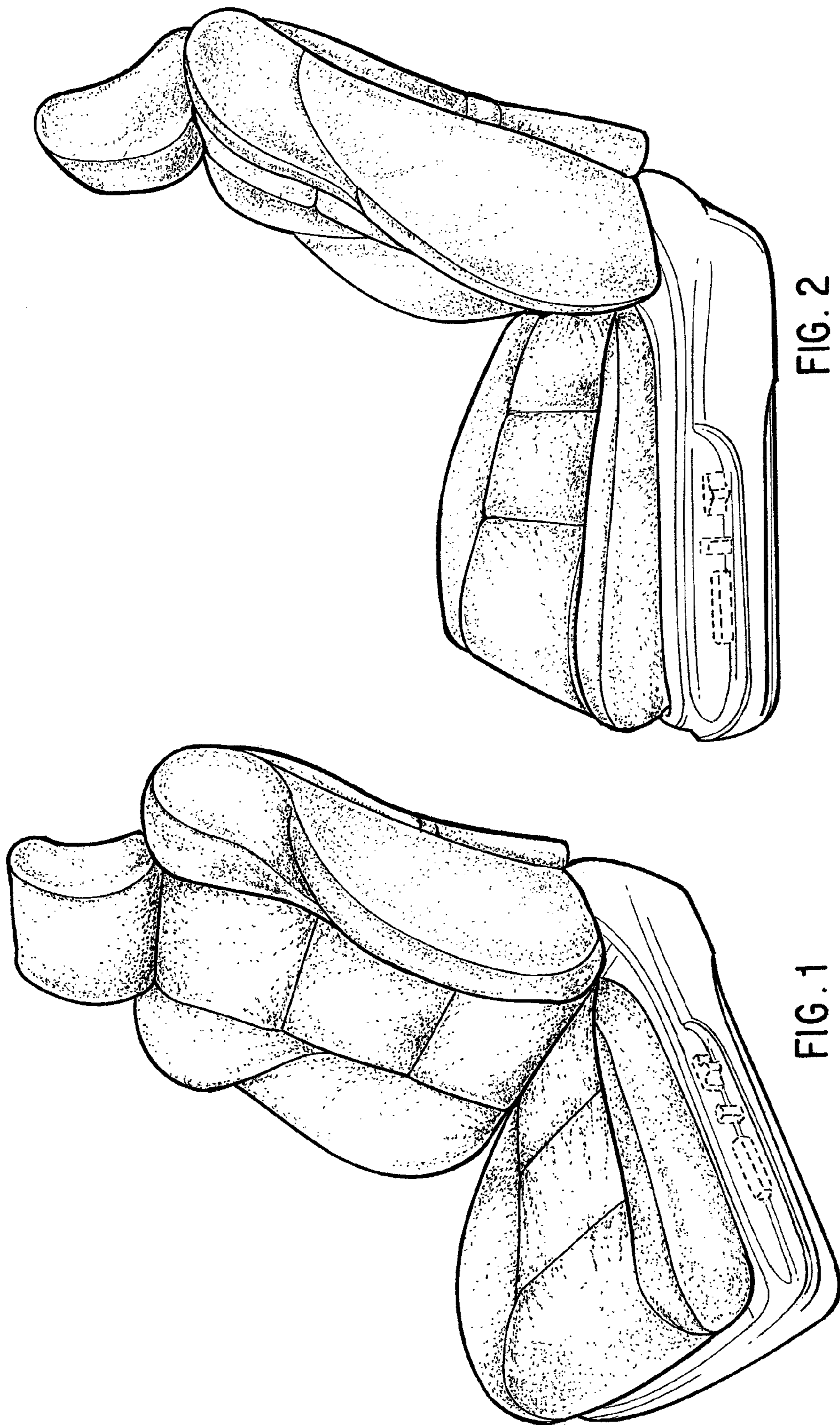


FIG. 2

FIG. 1

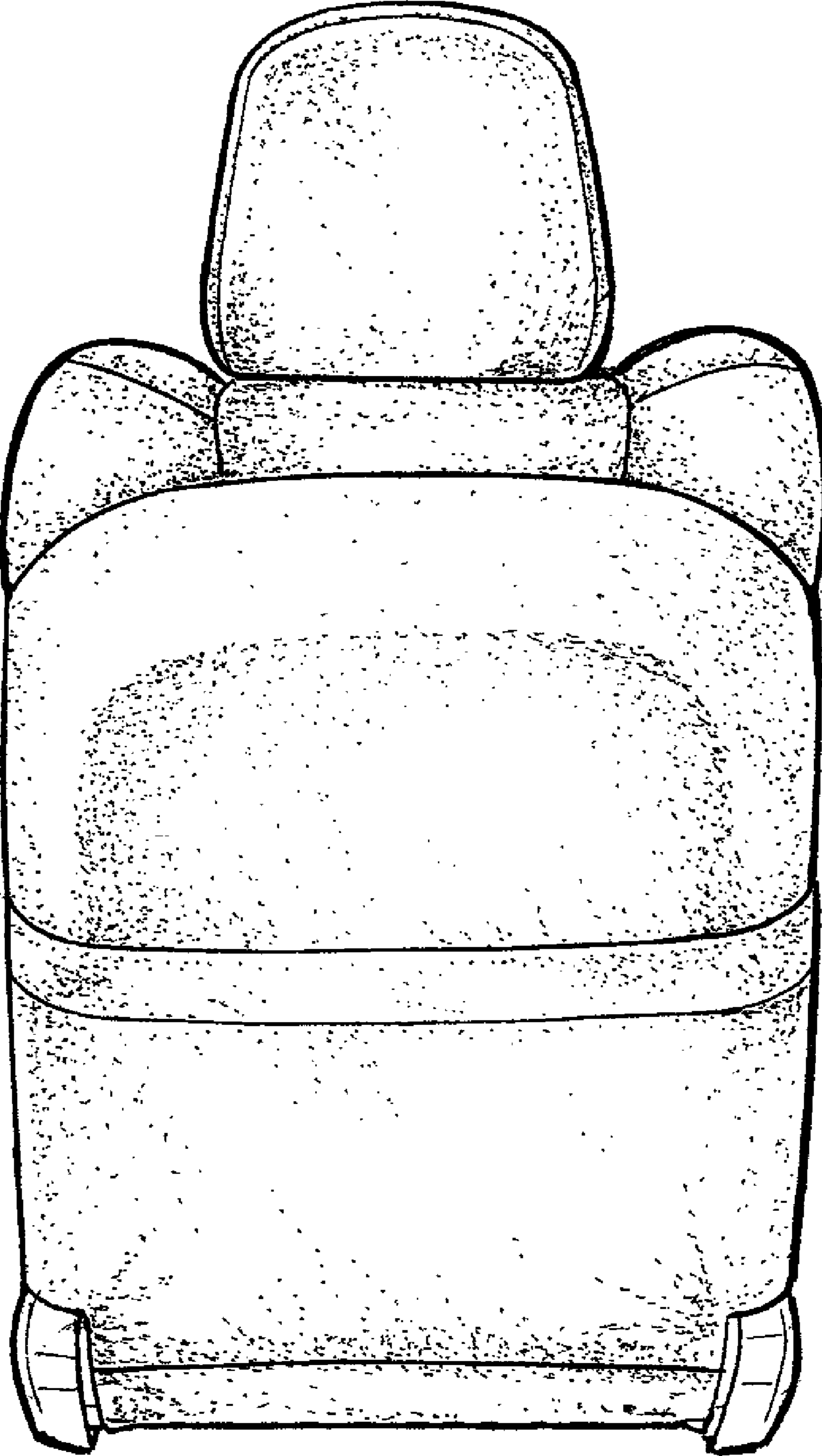


FIG. 3