



US00D592408S

(12) **United States Design Patent**  
**Kuchinsky**

(10) **Patent No.:** **US D592,408 S**

(45) **Date of Patent:** **\*\* May 19, 2009**

(54) **PICTURE MOUNT**

(76) **Inventor:** **Gary Kuchinsky**, 24 Windy Ridge Rd.,  
Wallkill, NY (US) 12589

(\*\*) **Term:** **14 Years**

(21) **Appl. No.:** **29/245,704**

(22) **Filed:** **Dec. 29, 2005**

(51) **LOC (9) Cl.** ..... **06-07**

(52) **U.S. Cl.** ..... **D6/308**

(58) **Field of Classification Search** ..... D6/300-314,  
D6/601; 40/700; D23/366, 367; D19/21,  
D19/90; D11/103, 133, 7, 83, 56; D24/105,  
D24/134; D10/106; D2/893; D18/18; D26/26;  
428/67

See application file for complete search history.

(56) **References Cited**

**U.S. PATENT DOCUMENTS**

D33,128 S *	8/1900	Pierbol	.....	D6/304
D39,372 S *	6/1908	Staderman	.....	D6/304
D50,058 S *	12/1916	Clement	.....	D6/300
D86,765 S *	4/1932	Cramer	.....	D6/305
D90,335 S *	7/1933	Ostling et al.	.....	D6/304
D137,182 S *	2/1944	Hicks	.....	D6/301
D137,498 S *	3/1944	Moglen	.....	D6/304
D138,393 S *	8/1944	Bush	.....	D6/304
D139,353 S *	11/1944	Silson	.....	D11/56
D145,902 S *	11/1946	Moore	.....	D6/304
2,451,913 A *	10/1948	Brice	.....	428/67
D255,633 S *	7/1980	Felton	.....	D6/304
D256,203 S *	8/1980	Brothers	.....	D6/304
D263,813 S *	4/1982	Buschmann	.....	D11/83
D268,400 S *	3/1983	Wagman	.....	D11/133
D318,440 S *	7/1991	Williams	.....	D11/133
D339,475 S *	9/1993	Chan	.....	D6/303
D363,303 S *	10/1995	Winston	.....	D18/18
D363,537 S *	10/1995	Moody	.....	D23/367
D369,573 S *	5/1996	Sorce	.....	D11/133
D370,786 S *	6/1996	Eisenbraun	.....	D6/303
D381,443 S *	7/1997	Yuen	.....	D26/26
D390,149 S *	2/1998	Shenhav	.....	D11/7

D396,560 S *	8/1998	Beatty	.....	D6/303
D420,810 S *	2/2000	Mounsey	.....	D6/303
D423,099 S *	4/2000	Gallagher	.....	D24/134
D428,054 S *	7/2000	Hayashi	.....	D19/21
D439,964 S *	4/2001	Wu	.....	D23/366
D441,547 S *	5/2001	Hayashi	.....	D6/303
D460,627 S *	7/2002	Bernini et al.	.....	D6/303
D525,015 S *	7/2006	Iwata	.....	D2/893
D529,746 S *	10/2006	Soleymani	.....	D6/601
D536,737 S *	2/2007	Lee	.....	D19/90
D540,691 S *	4/2007	Davies	.....	D9/629
D542,165 S *	5/2007	Ayr-Popowski	.....	D10/106
D557,785 S *	12/2007	Wu	.....	D23/366
D571,911 S *	6/2008	Osterberg	.....	D24/105
D575,666 S *	8/2008	Mudrick	.....	D11/103
D575,667 S *	8/2008	Mudrick	.....	D11/103

\* cited by examiner

*Primary Examiner*—Caron Veynar

*Assistant Examiner*—Sydney R Buffalow

(74) *Attorney, Agent, or Firm*—Joseph B. Taphorn

(57) **CLAIM**

The ornamental design for a picture mount, as shown and described.

**DESCRIPTION**

FIG. 1 is a ¾view in perspective of a picture mount showing my new design, with a selected picture in place;

FIG. 2 is a front elevational view thereof sans the picture but disclosing mounting and operating instructions for a purchaser instead;

FIG. 3 is a rear elevational view thereof;

FIG. 4 is a left-side elevational view thereof;

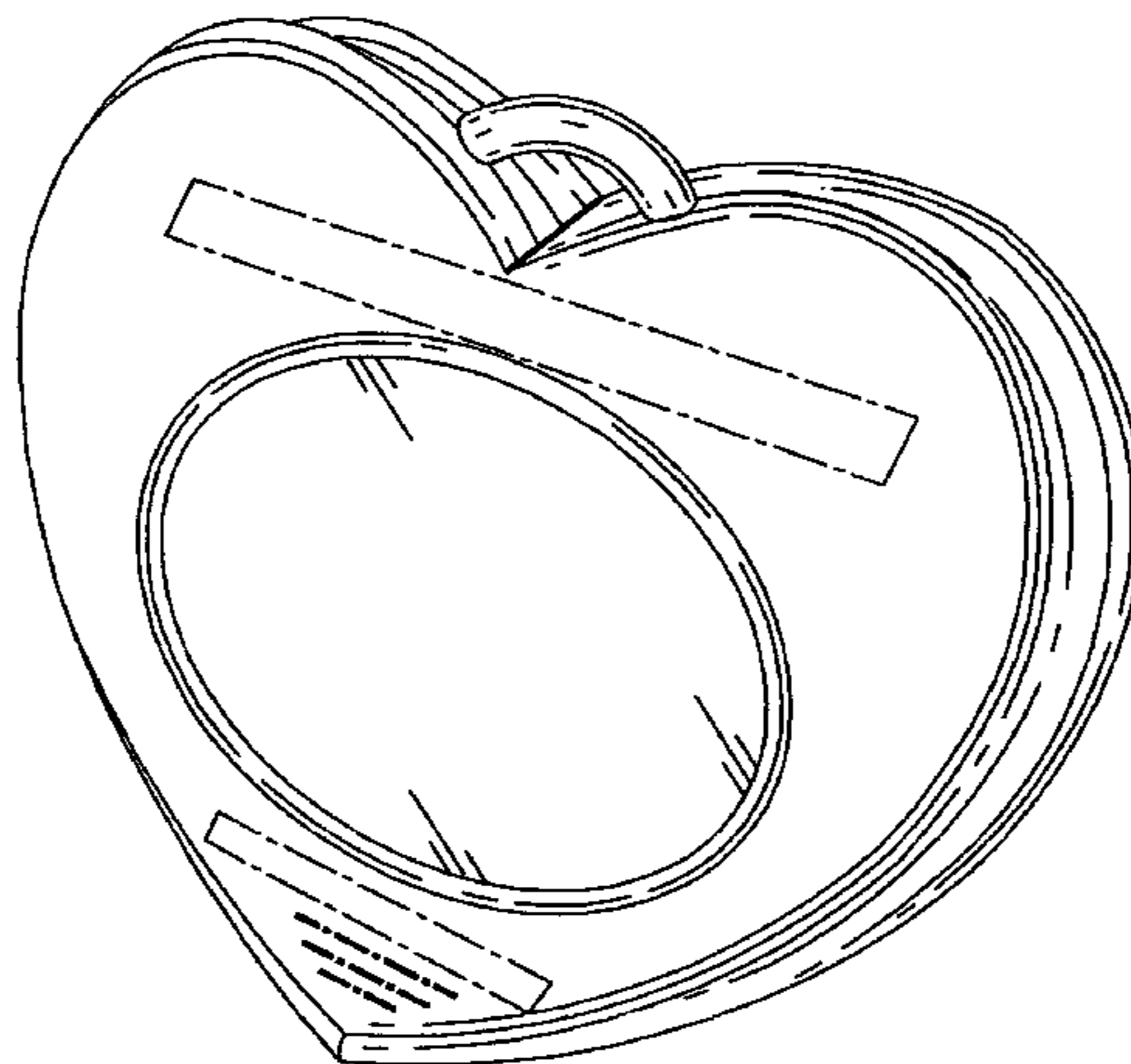
FIG. 5 is a right-side elevational view thereof;

FIG. 6 is top plan view thereof; and,

FIG. 7 is a bottom plan view thereof.

The broken lines are for the illustrative purposes only and form no part of the claimed design.

**1 Claim, 3 Drawing Sheets**



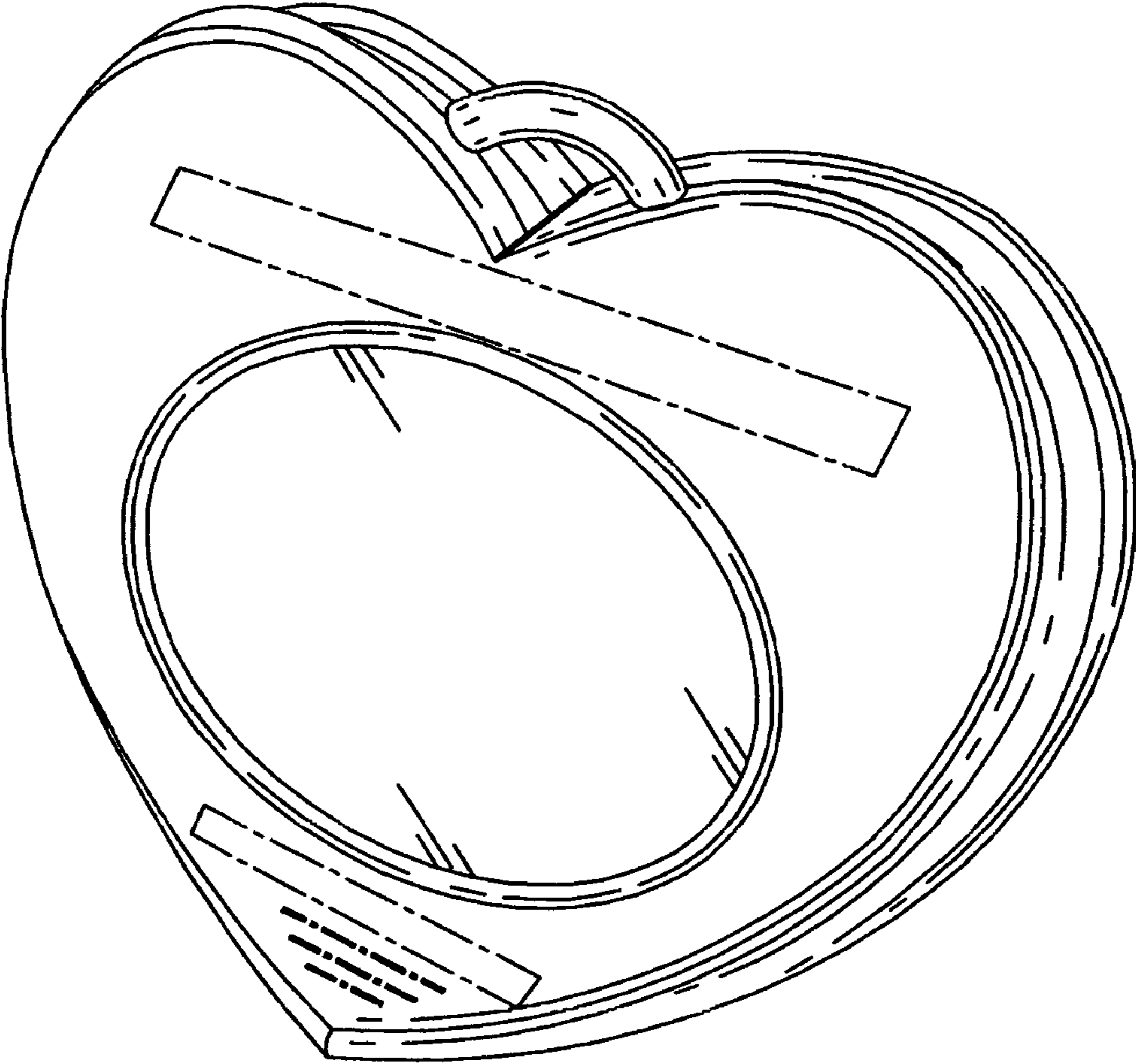


FIG.1

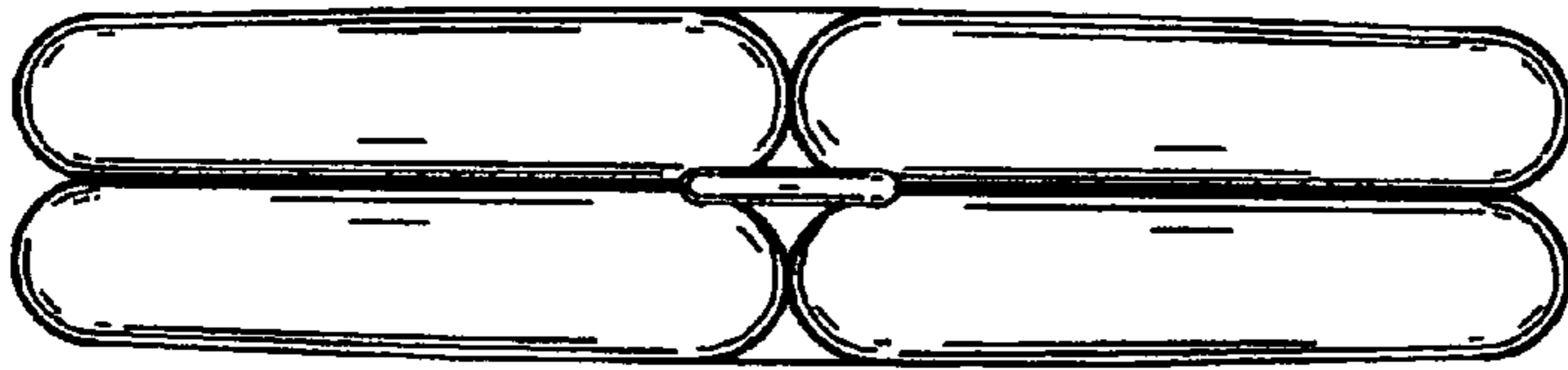


FIG. 6




FIG. 2

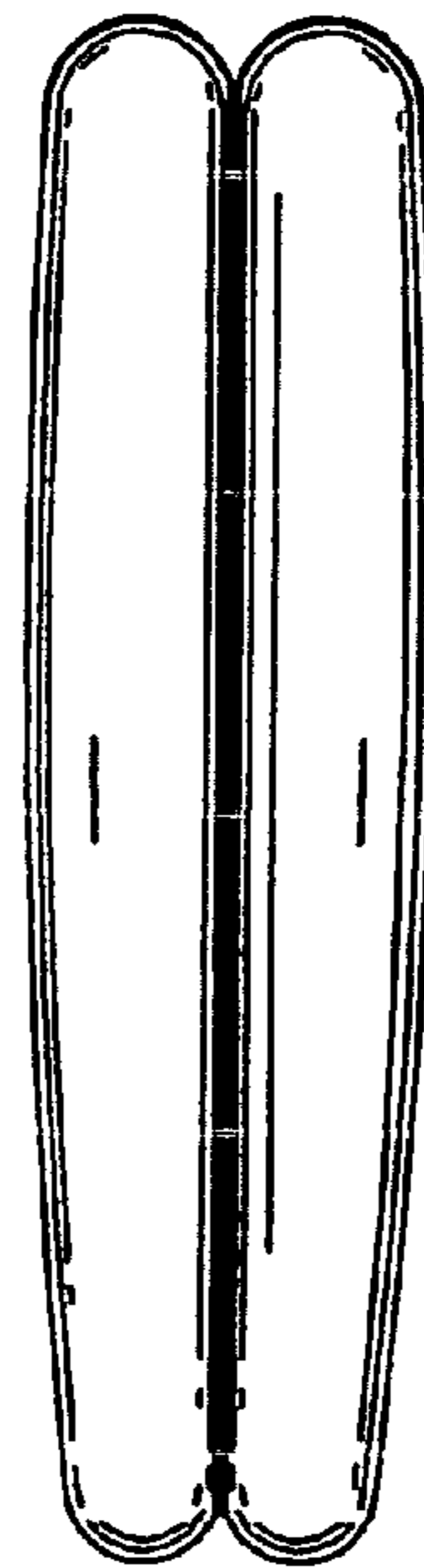


FIG. 5

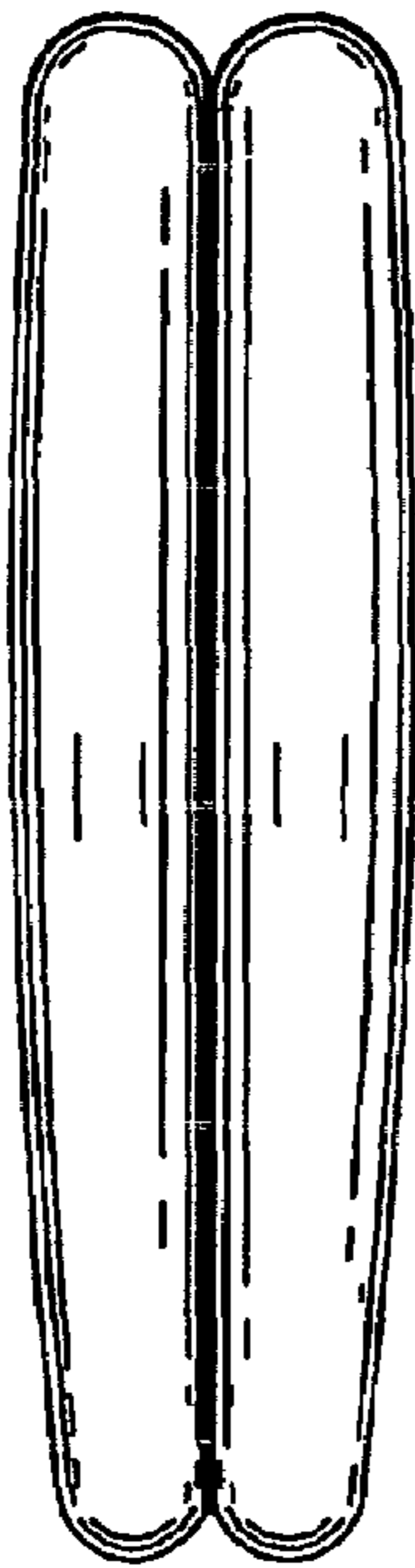


FIG. 4




FIG. 3



FIG. 7