



US00D592400S

(12) **United States Design Patent**
Nelson

(10) **Patent No.:** **US D592,400 S**

(45) **Date of Patent:** **** May 19, 2009**

(54) **STRETCHABLE NOTEBOOK COMPUTER CASE**

(75) Inventor: **Sarah Beth Nelson**, Boudler, CO (US)

(73) Assignee: **Thule Organization Solutions, Inc.**, Longmont, CO (US)

(**) Term: **14 Years**

(21) Appl. No.: **29/297,025**

(22) Filed: **Nov. 1, 2007**

(51) **LOC (9) Cl.** **03-01**

(52) **U.S. Cl.** **D3/303**

(58) **Field of Classification Search** D3/201,
D3/203.1, 215, 218–219, 225–226, 230, 267,
D3/273, 289, 299, 300–301, 303, 900; D6/407,
D6/632–634; D9/424; D14/299, 432, 439,
D14/440; 190/900–903; 206/216, 320, 576;
383/10, 61.1

See application file for complete search history.

(56) **References Cited**

U.S. PATENT DOCUMENTS

4,421,150	A	12/1983	Masters	
D294,081	S *	2/1988	Ito	D3/219
D294,082	S *	2/1988	Ito	D3/219
D409,385	S	5/1999	Pearson et al.	
D416,676	S *	11/1999	Fitzgerald	D3/226
D424,105	S	5/2000	Platte, III	
D435,591	S	12/2000	Wyant	
6,305,538	B1	10/2001	Jackson	
D467,079	S *	12/2002	Willows et al.	D3/303
D468,093	S *	1/2003	Hassett	D3/218
D472,383	S	4/2003	Geisler	
D500,204	S	12/2004	Hillman	
D543,700	S	6/2007	Parker et al.	
7,324,340	B2	1/2008	Xiong	
D565,842	S	4/2008	Falcone	
D577,912	S	10/2008	Sween et al.	

D578,129	S	10/2008	Weber	
D582,675	S	12/2008	Nelson	
2005/0189188	A1 *	9/2005	Barnes	190/110
2006/0060485	A1	3/2006	Picot et al.	
2006/0226040	A1	10/2006	Medina	
2006/0228052	A1	10/2006	Hess	
2007/0119735	A1 *	5/2007	Moser	206/320
2007/0246386	A1	10/2007	Nykoluk et al.	
2008/0105570	A1 *	5/2008	Bergh et al.	206/216

OTHER PUBLICATIONS

Case Logic 15.4 Reversible Laptop Sleeve. Downloaded Oct. 13, 2008 at http://www.casellogic.com/15_4_reversible_laptop_sleeve/product_detail/index.cfm?modelid=90729.*

* cited by examiner

Primary Examiner—Philip S Hyder

Assistant Examiner—Roselynn Cody

(74) *Attorney, Agent, or Firm*—Sheridan Ross P.C.

(57) **CLAIM**

The ornamental design for a stretchable notebook computer case, as shown and described.

DESCRIPTION

FIG. 1 is a front perspective view of a stretchable notebook computer case showing my new design;

FIG. 2 is a front perspective view thereof shown in a partially open position;

FIG. 3 is a top plan view thereof;

FIG. 4 is a front elevation view thereof;

FIG. 5 is a bottom plan view thereof;

FIG. 6 is a right elevation view thereof;

FIG. 7 is a rear elevation view thereof; and,

FIG. 8 is a left elevation view thereof.

The dashed lines in FIG. 2 represent environment and form no part of the claimed design.

1 Claim, 3 Drawing Sheets

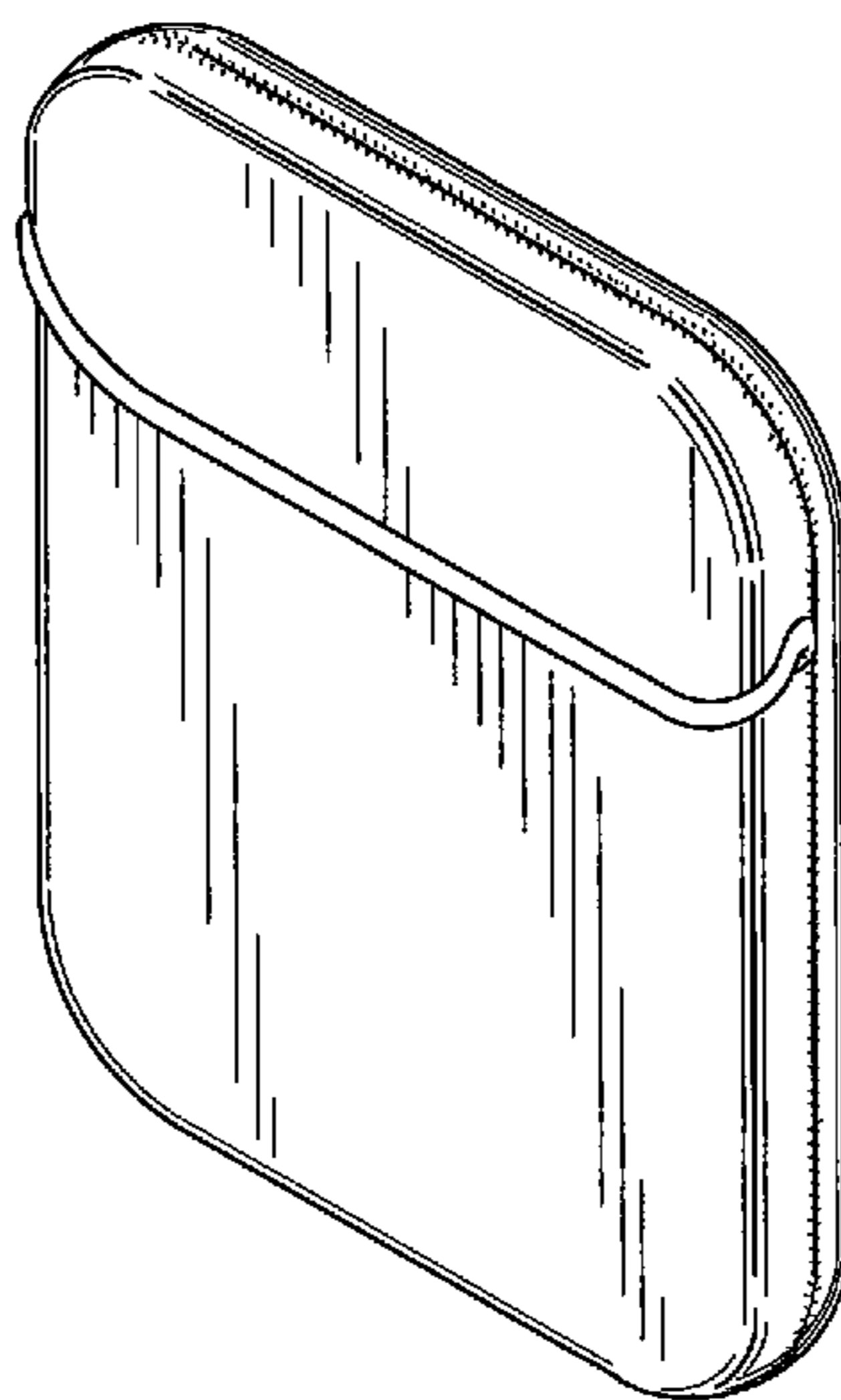


Fig. 1

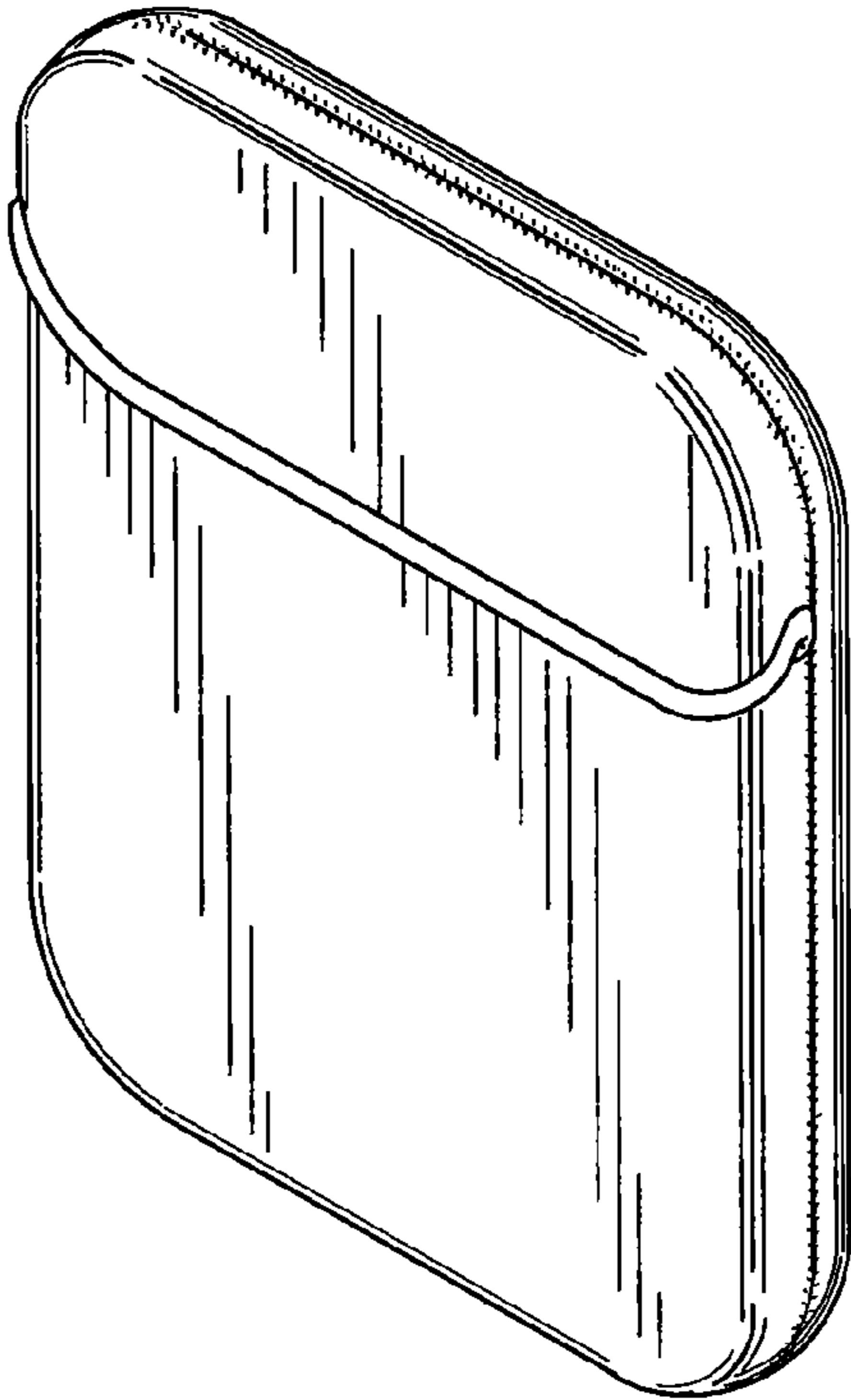



Fig. 2



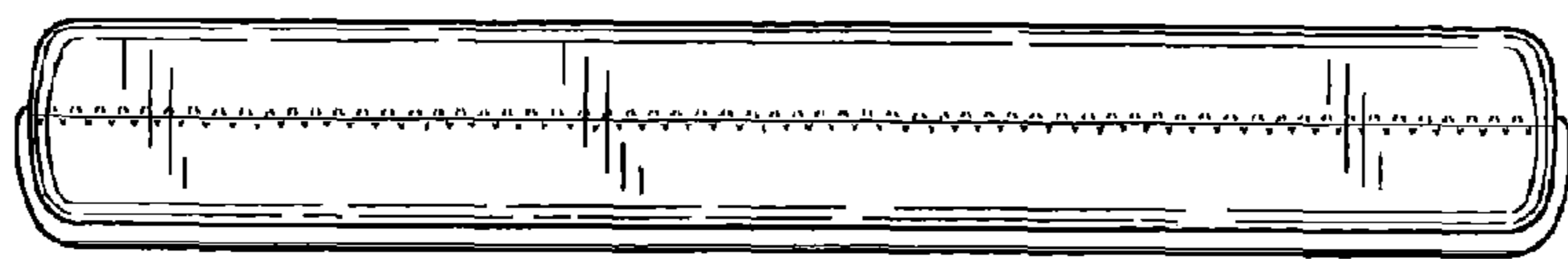


Fig. 3

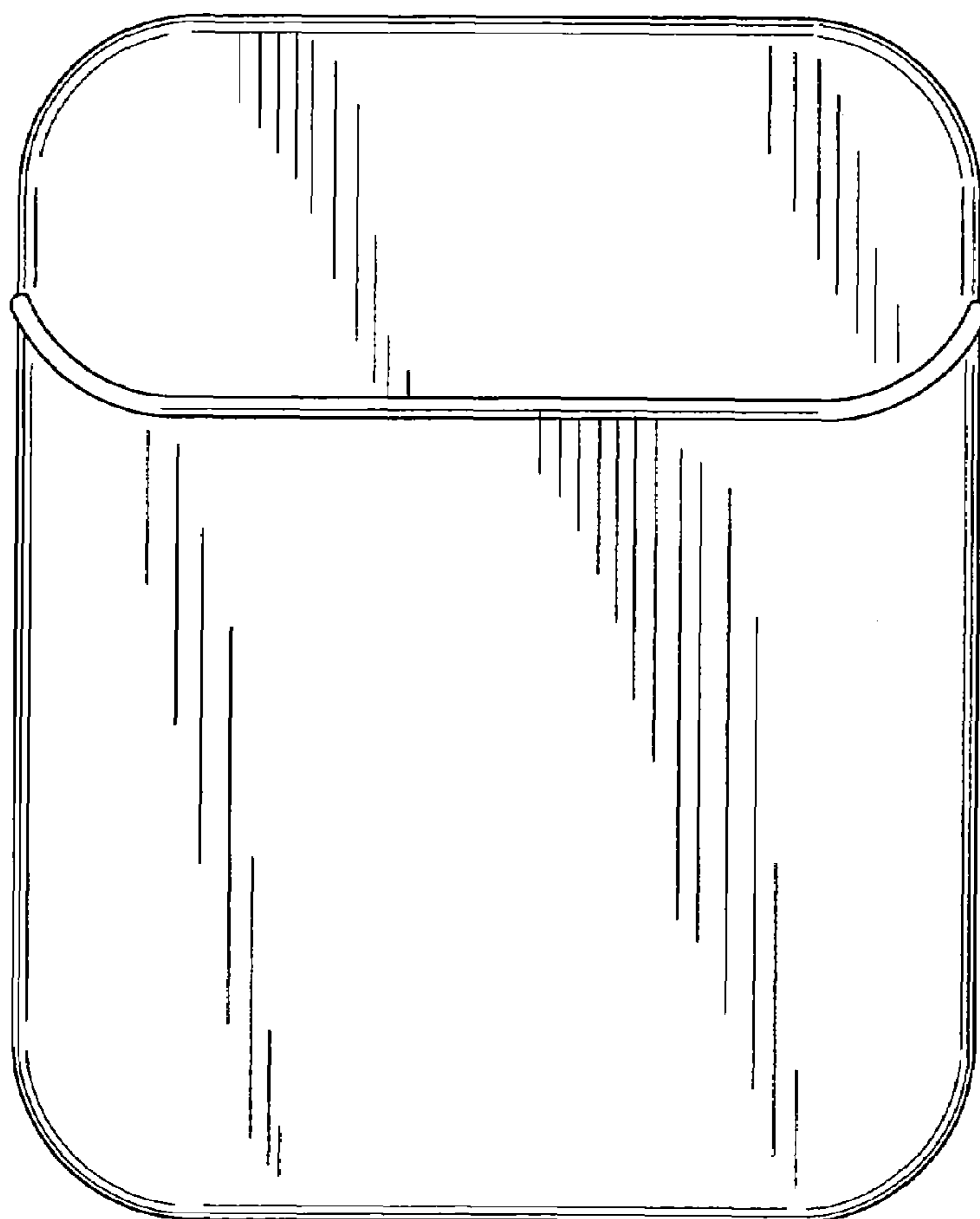


Fig. 4




Fig. 5

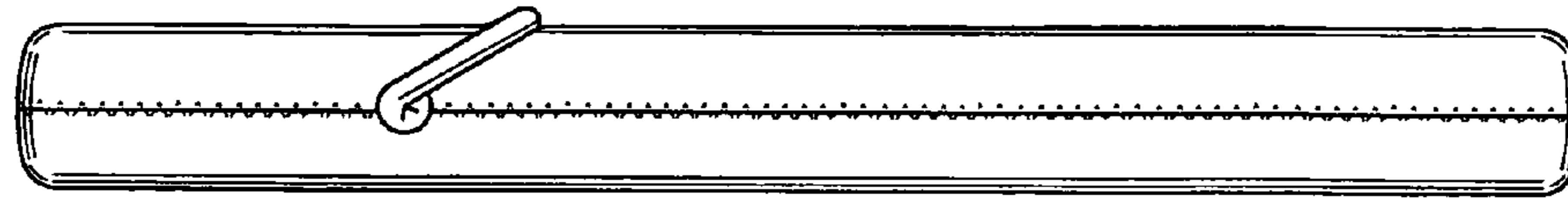


Fig. 6

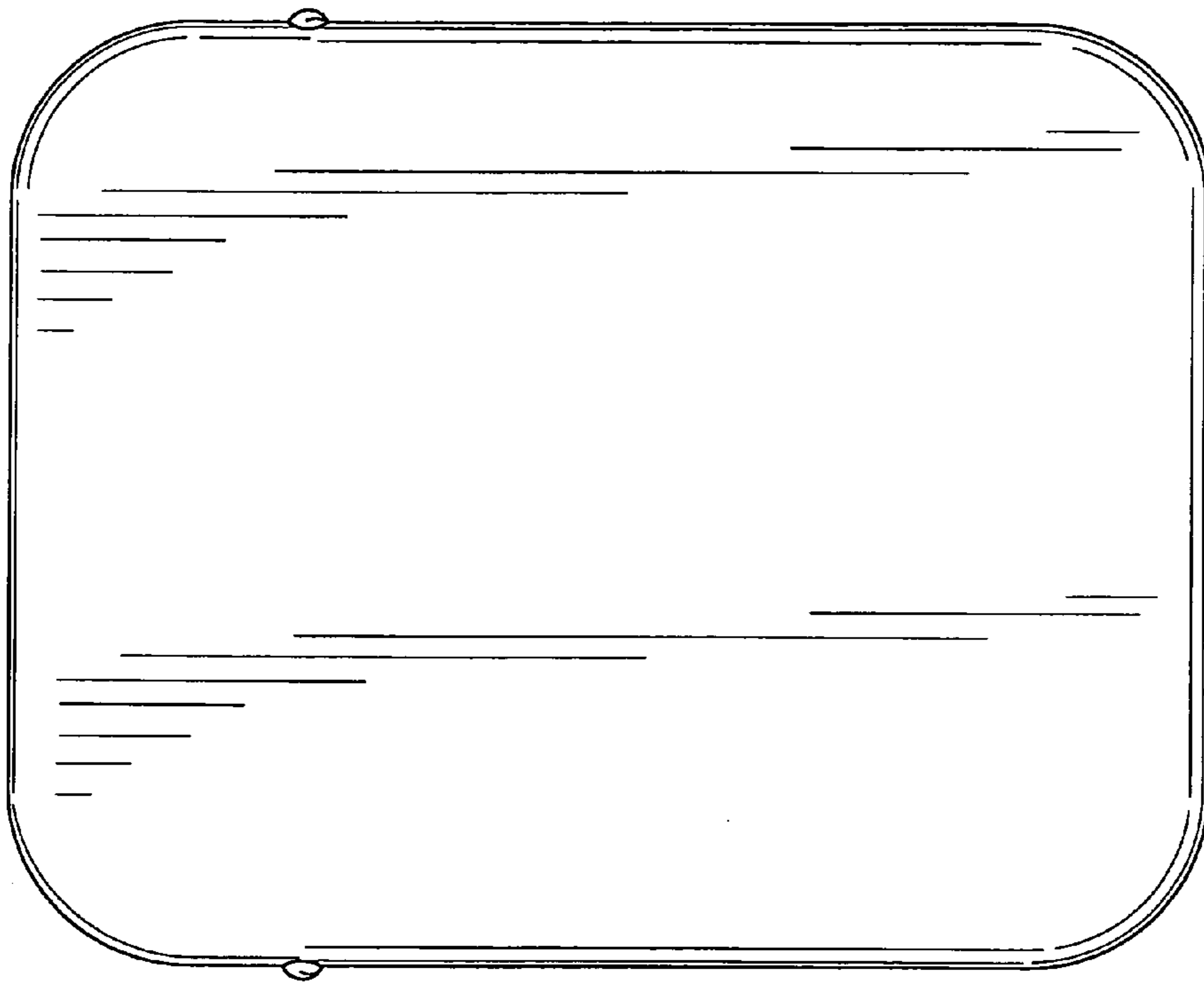


Fig. 7

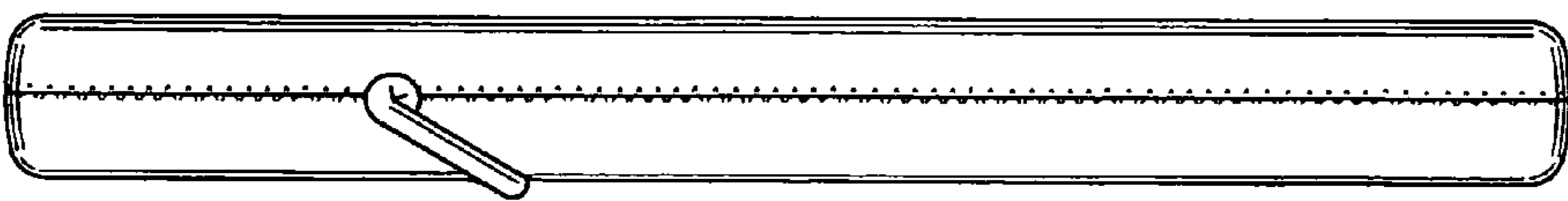


Fig. 8