



US00D592390S

(12) **United States Design Patent**
Feldman et al.

(10) **Patent No.:** **US D592,390 S**

(45) **Date of Patent:** **** May 19, 2009**

(54) **PAIR OF FOOTWEAR INSOLES WITH AIR CUSHIONING**

(76) Inventors: **Daniel D. Feldman**, 74-20th St., Brooklyn, NY (US) 11232; **Klaus Rosburg**, 74-20th St., Brooklyn, NY (US) 11232

(**) Term: **14 Years**

(21) Appl. No.: **29/282,753**

(22) Filed: **Jul. 27, 2007**

(51) **LOC (9) Cl.** **02-04**

(52) **U.S. Cl.** **D2/961; D2/946**

(58) **Field of Classification Search** D2/896, D2/908, 914, 946, 947, 948, 949, 950, 951, D2/952, 953, 954, 955, 956, 957, 958, 959, D2/960, 961, 965, 966, 967, 968, 969, 970, D2/971; 36/88, 89, 91, 92, 15, 12, 43, 69, 36/76 C

See application file for complete search history.

(56) **References Cited**

U.S. PATENT DOCUMENTS

D234,930 S *	4/1975	Arambasic	D2/955
D255,957 S *	7/1980	Pasquier	D2/953
D281,641 S *	12/1985	Shiki	D2/953
D293,503 S *	1/1988	Mitsui et al.	D2/953
4,897,936 A *	2/1990	Fuerst	36/30 A
5,313,718 A *	5/1994	McMahon et al.	36/59 C
D395,942 S *	7/1998	Smith	D2/956
D396,549 S *	8/1998	von Conta et al.	D2/955
D398,745 S *	9/1998	Cass	D2/954
D436,247 S *	1/2001	Burt	D2/954
D437,676 S *	2/2001	Ferrer	D2/954
D458,739 S *	6/2002	Merceron	D2/954

D482,852 S *	12/2003	Belley et al.	D2/957
D485,973 S *	2/2004	Adams	D2/954
D492,472 S *	7/2004	Ortuno Santa	D2/902
D509,648 S *	9/2005	Robbins et al.	D2/955
D512,820 S *	12/2005	Le	D2/956
D555,886 S *	11/2007	McDowell	D2/955
D555,887 S *	11/2007	Link	D2/955

* cited by examiner

Primary Examiner—Stella M Reid

Assistant Examiner—Elizabeth J Oswecki

(74) *Attorney, Agent, or Firm*—Dickinson Wright, PLLC; John M. Naber

(57) **CLAIM**

The ornamental design for a pair of footwear insoles with air cushioning, substantially as shown and described.

DESCRIPTION

FIG. 1 is a front elevation view of a right footwear insole with air cushioning showing our new design, the opposing rear elevation view being unornamented;

FIG. 2 is a front elevation view of a left footwear insole with aircushioning, the opposing rear elevation view being unornamented;

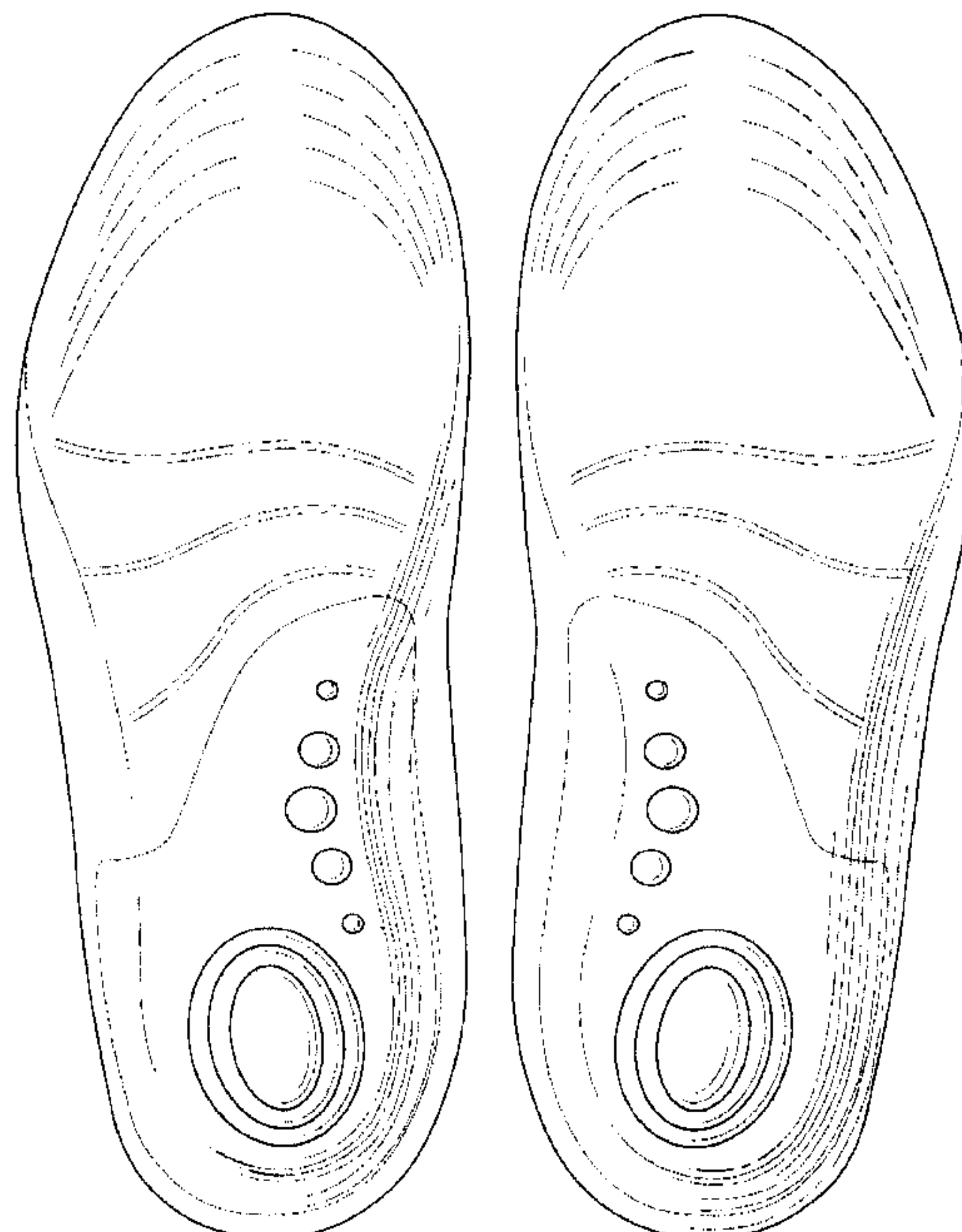
FIG. 3 is a left side elevation view thereof, the right side elevation view of FIG. 1 being a mirror image thereof;

FIG. 4 is a right side elevation view thereof, the left side elevation view of FIG. 1 being a mirror image thereof;

FIG. 5 is a bottom plan view thereof, the bottom plan view of FIG. 1 being a mirror image thereof; and,

FIG. 6 is a top plan view thereof; the top plan of FIG. 1 being a mirror image thereof.

1 Claim, 2 Drawing Sheets



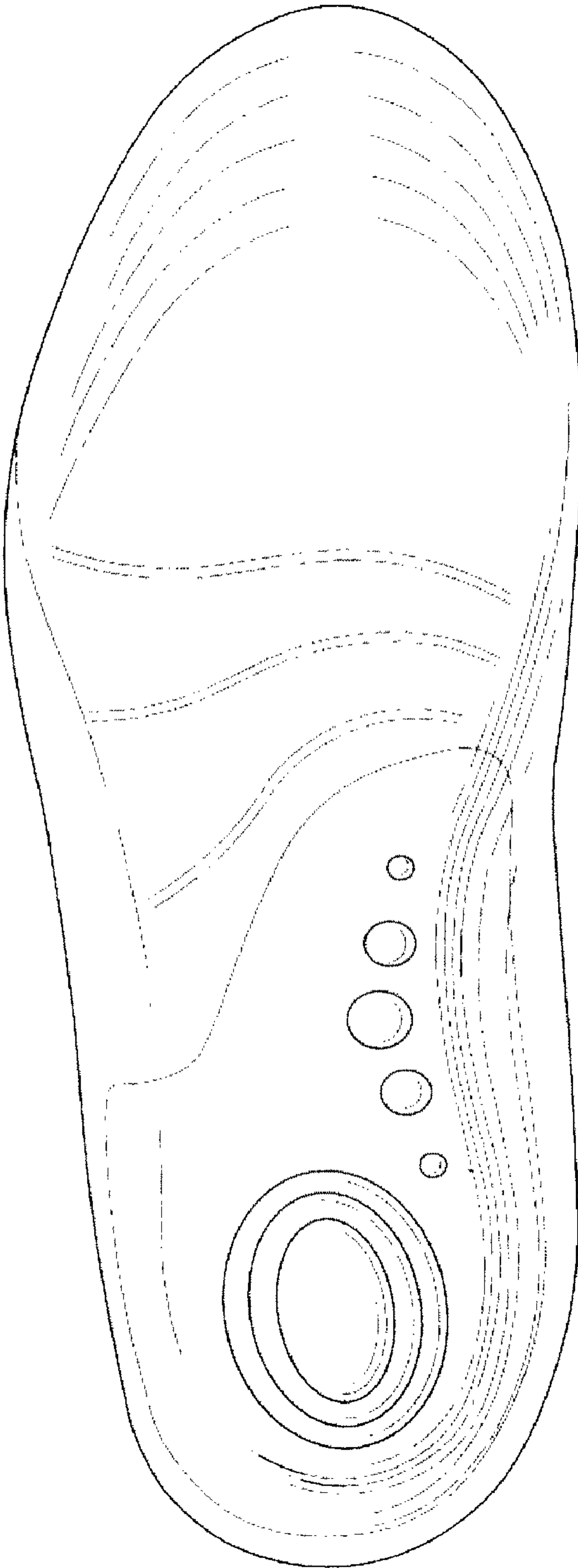


FIG. 1

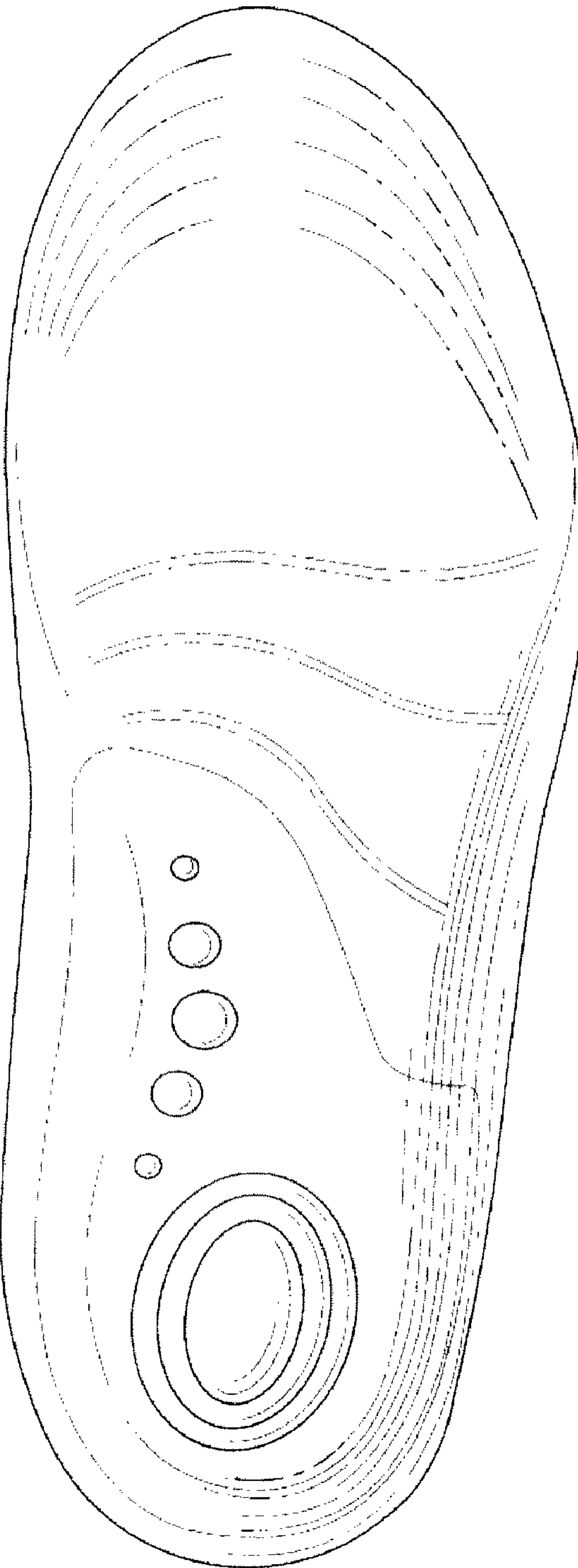


FIG. 2

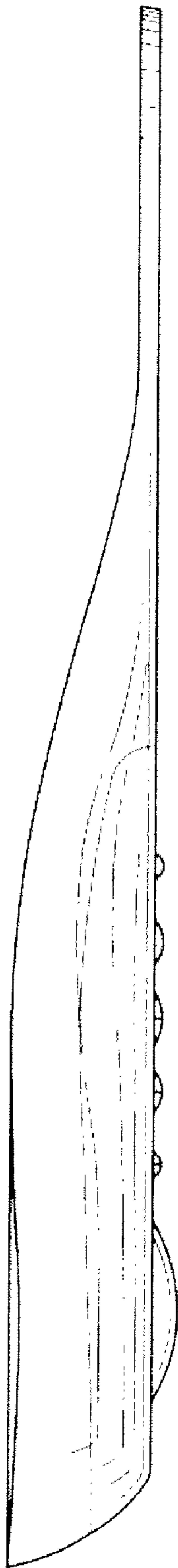


FIG. 3

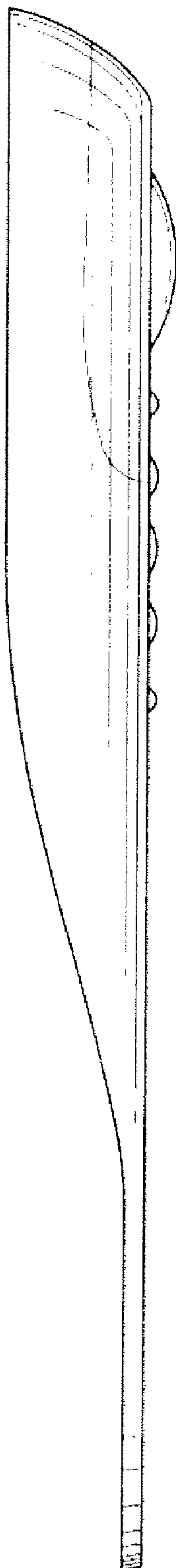


FIG. 4

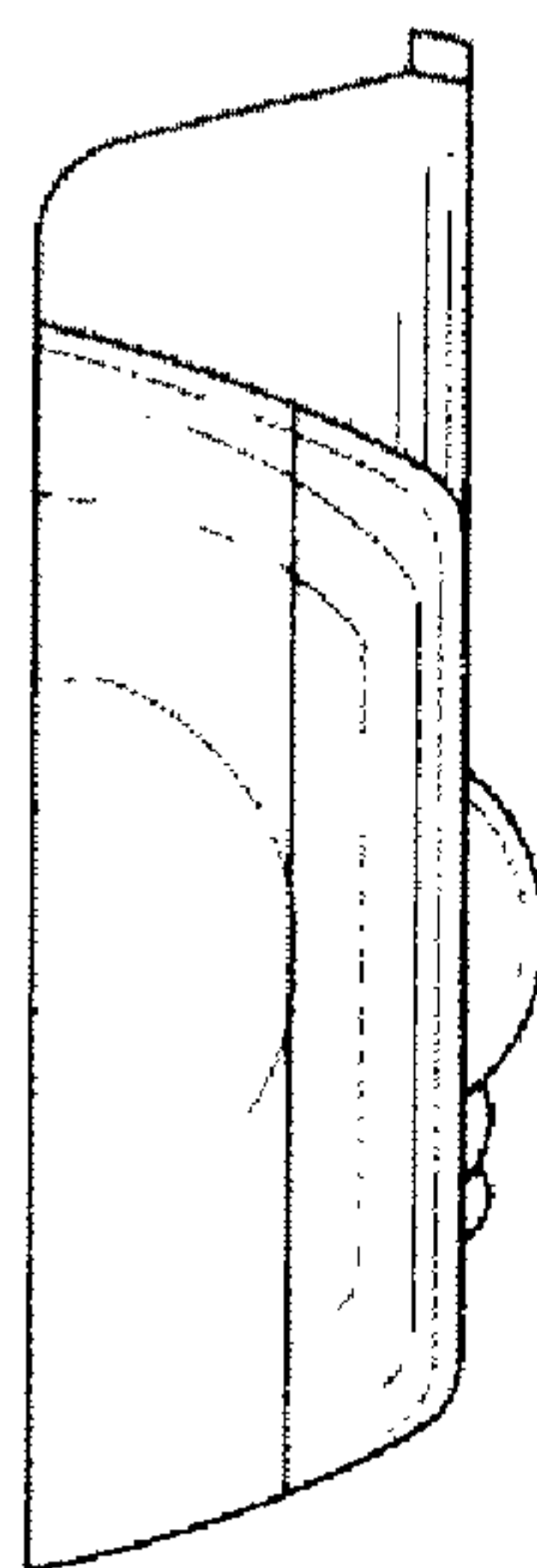


FIG. 5

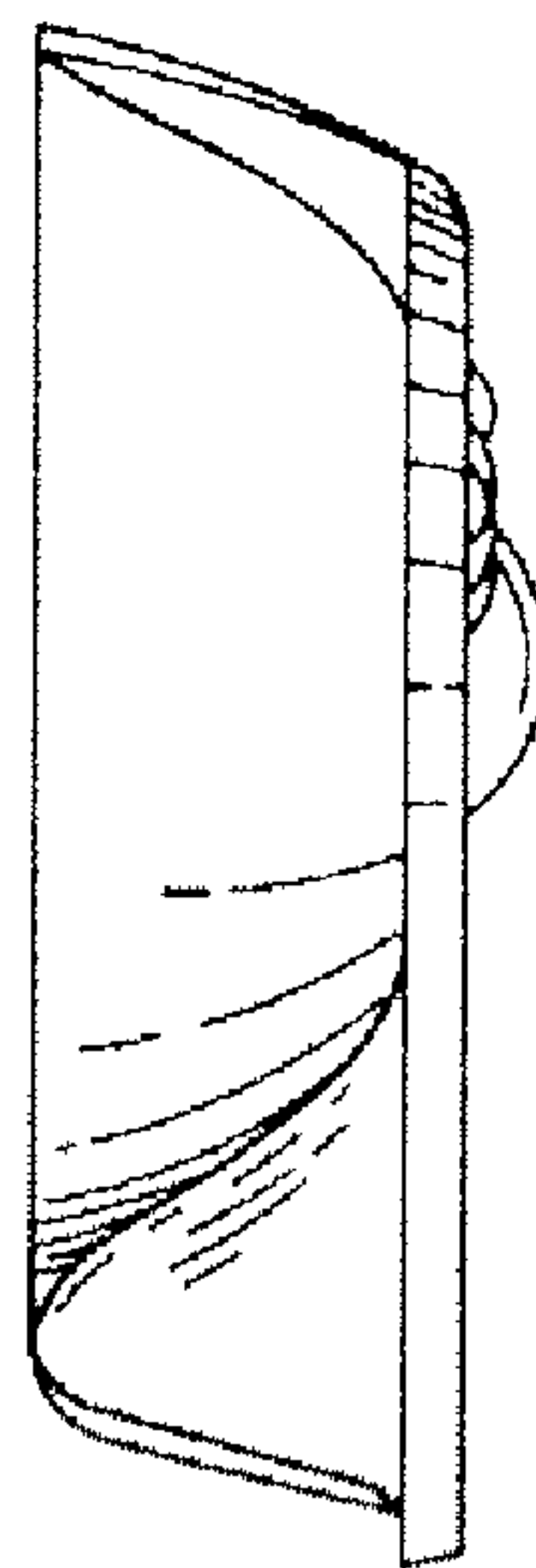


FIG. 6