



US00D592388S

(12) **United States Design Patent**
Issler

(10) **Patent No.:** **US D592,388 S**
(45) **Date of Patent:** **** May 19, 2009**

(54) **OUTSOLE FOR A SHOE**
(75) Inventor: **David C. Issler**, Boston, MA (US)
(73) Assignee: **Columbia Insurance Company**,
Omaha, NE (US)
(**) Term: **14 Years**
(21) Appl. No.: **29/322,839**
(22) Filed: **Aug. 13, 2008**
(51) **LOC (9) Cl.** **02-04**
(52) **U.S. Cl.** **D2/952; D2/951; D2/953**
(58) **Field of Classification Search** D2/902,
D2/947, 949, 951, 953, 957, 959, 960, 954,
D2/956, 952; D5/6, 37, 45, 66; 36/59 R,
36/8.4, 3 B, 22 R, 25 R
See application file for complete search history.

D501,707 S 2/2005 Nakano
D508,331 S * 8/2005 Bo rschinger D5/37
D528,747 S * 9/2006 Issler D2/916
D530,063 S * 10/2006 Issler D2/916
D531,393 S * 11/2006 McClaskie D2/952
D531,787 S * 11/2006 McClaskie D2/952
D542,015 S * 5/2007 McClaskie D2/952
D551,832 S 10/2007 Scott
D553,832 S * 10/2007 McClaskie D2/952
D566,933 S 4/2008 McClaskie
D568,034 S * 5/2008 Horton et al. D2/952
D571,085 S * 6/2008 McClaskie D2/952
D572,016 S * 7/2008 Kim et al. D5/37
D573,345 S * 7/2008 Yuson D3/322
D576,779 S * 9/2008 Belley et al. D2/952
D583,139 S * 12/2008 McClaskie D2/953
2002/0152639 A1* 10/2002 Otis et al. 36/59 R

* cited by examiner

Primary Examiner—Celia A Murphy
(74) *Attorney, Agent, or Firm*—DeLio & Peterson, LLC;
David Chen

(56) **References Cited**

U.S. PATENT DOCUMENTS

D26,604 S * 2/1897 Stewart D5/6
D67,670 S * 6/1925 McKane D5/26
D80,001 S 11/1929 Wydom
D80,256 S 1/1930 Chrisfield
D84,816 S * 8/1931 Freudenberg D5/16
D87,074 S * 5/1932 Mayer, Jr. D5/37
D144,330 S * 4/1946 Walter D5/6
D151,519 S 10/1948 Laybolt
D168,540 S * 1/1953 Friedman et al. D5/66
3,568,339 A * 3/1971 Hara et al. 36/87
D240,962 S * 8/1976 Matsumoto D5/16
D261,067 S * 9/1981 McElwain D5/16
D335,953 S 6/1993 Tyng
D370,993 S 6/1996 Mangee
D449,155 S 10/2001 McClaskie
D458,740 S 6/2002 McClaskie
D466,273 S 12/2002 Byrd
D495,856 S * 9/2004 McClaskie D2/952

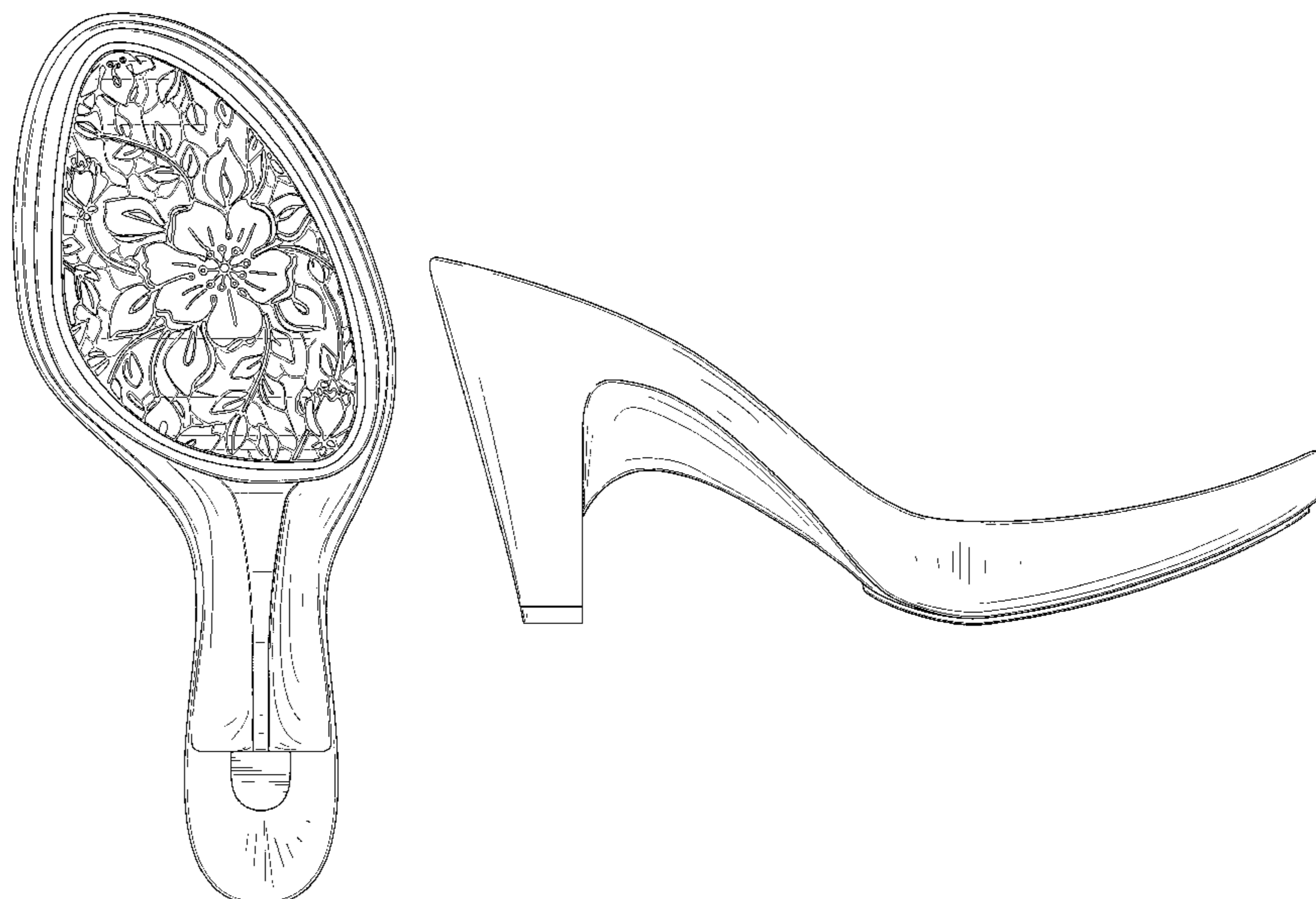
(57) **CLAIM**

The ornamental design for an outsole for a shoe, as shown and described.

DESCRIPTION

FIG. 1 is a top perspective view of an outsole for a shoe in accordance with the new design;
FIG. 2 is a top view thereof;
FIG. 3 is a left side view thereof;
FIG. 4 is a right side view thereof;
FIG. 5 is a front view thereof;
FIG. 6 is a rear view thereof; and,
FIG. 7 is an enlarged perspective view of the area labeled “7” in FIG. 1.

1 Claim, 6 Drawing Sheets



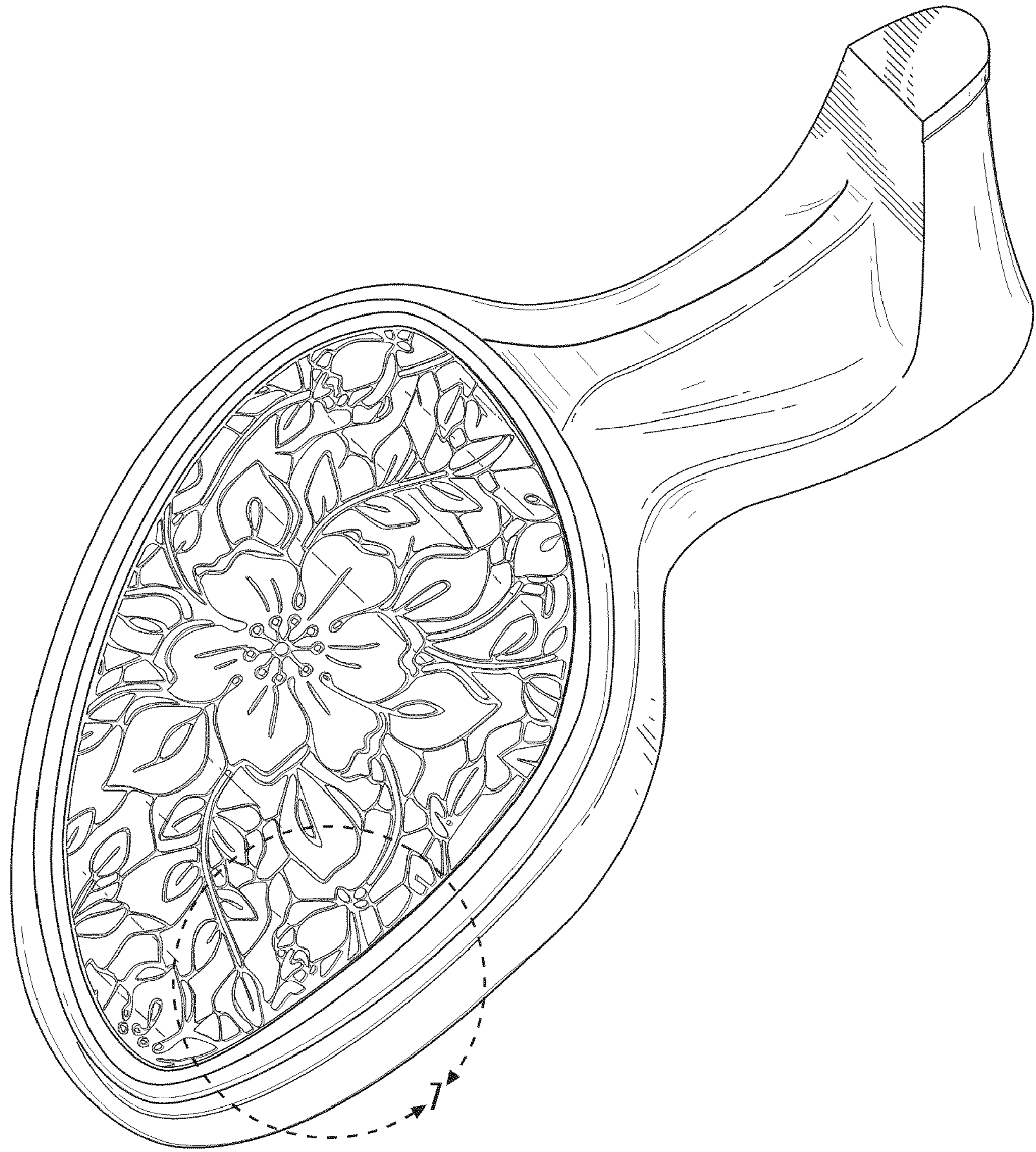


FIG. 1




FIG. 2



FIG. 3



FIG. 4

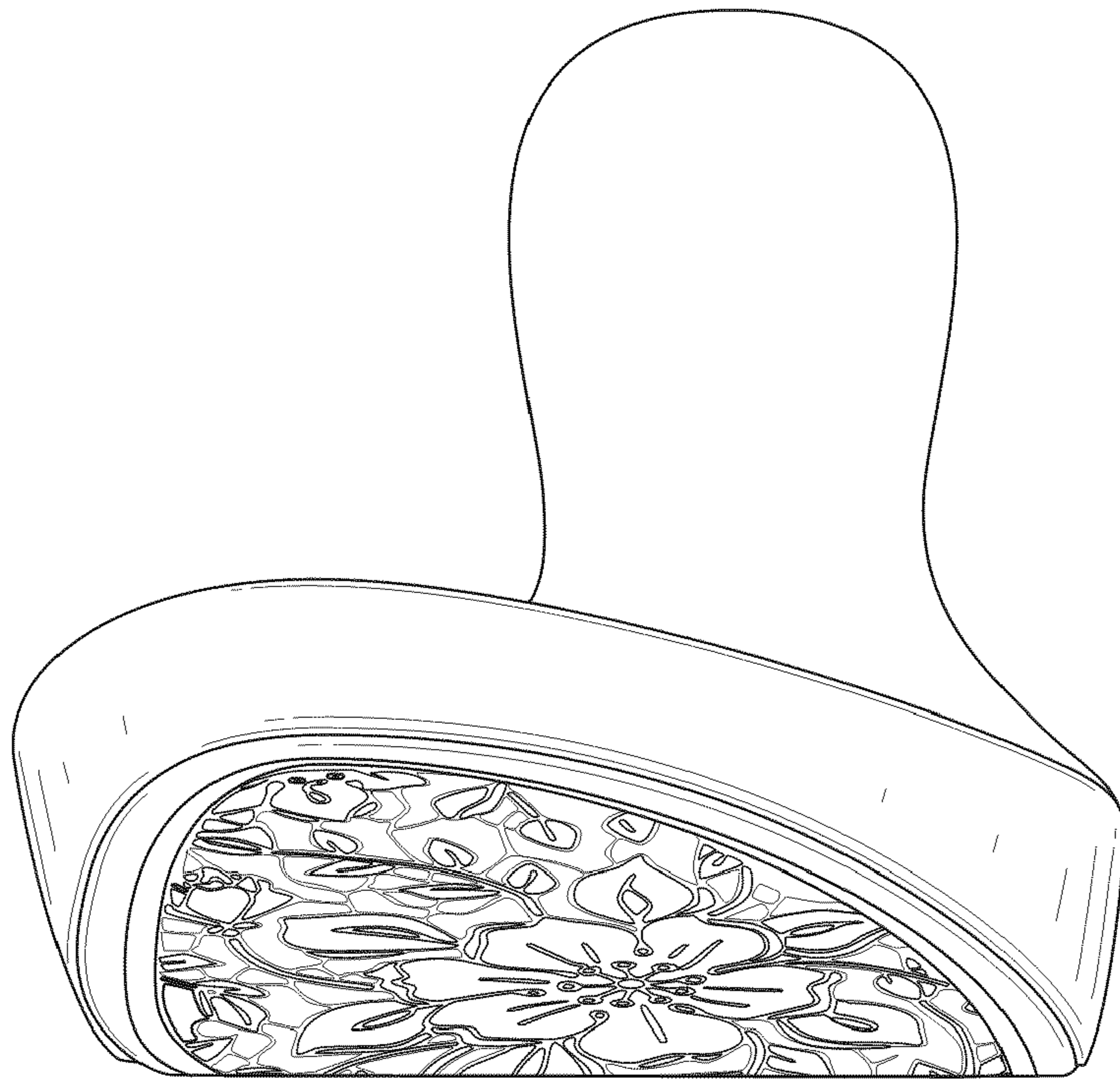


FIG. 5

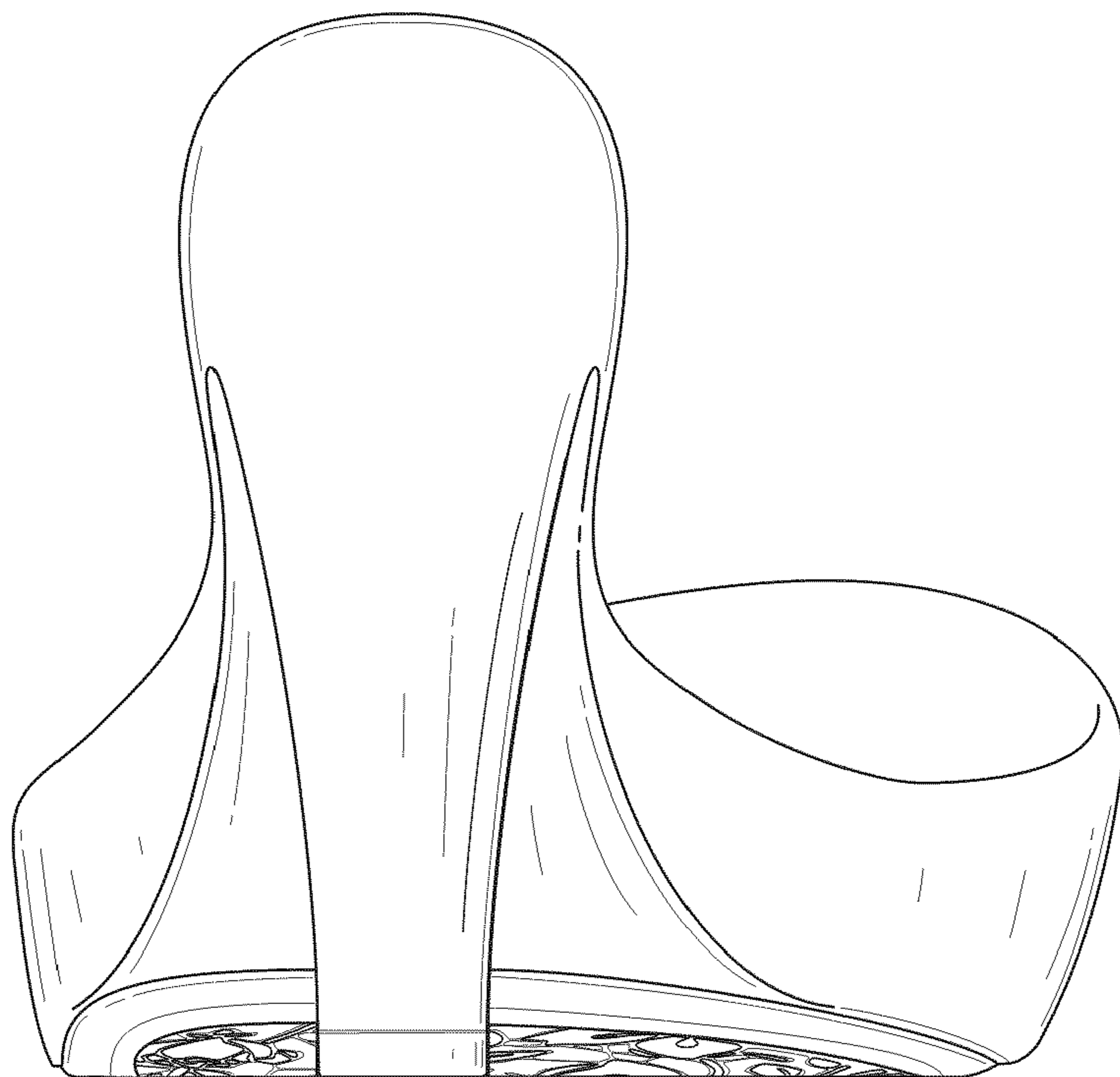


FIG. 6

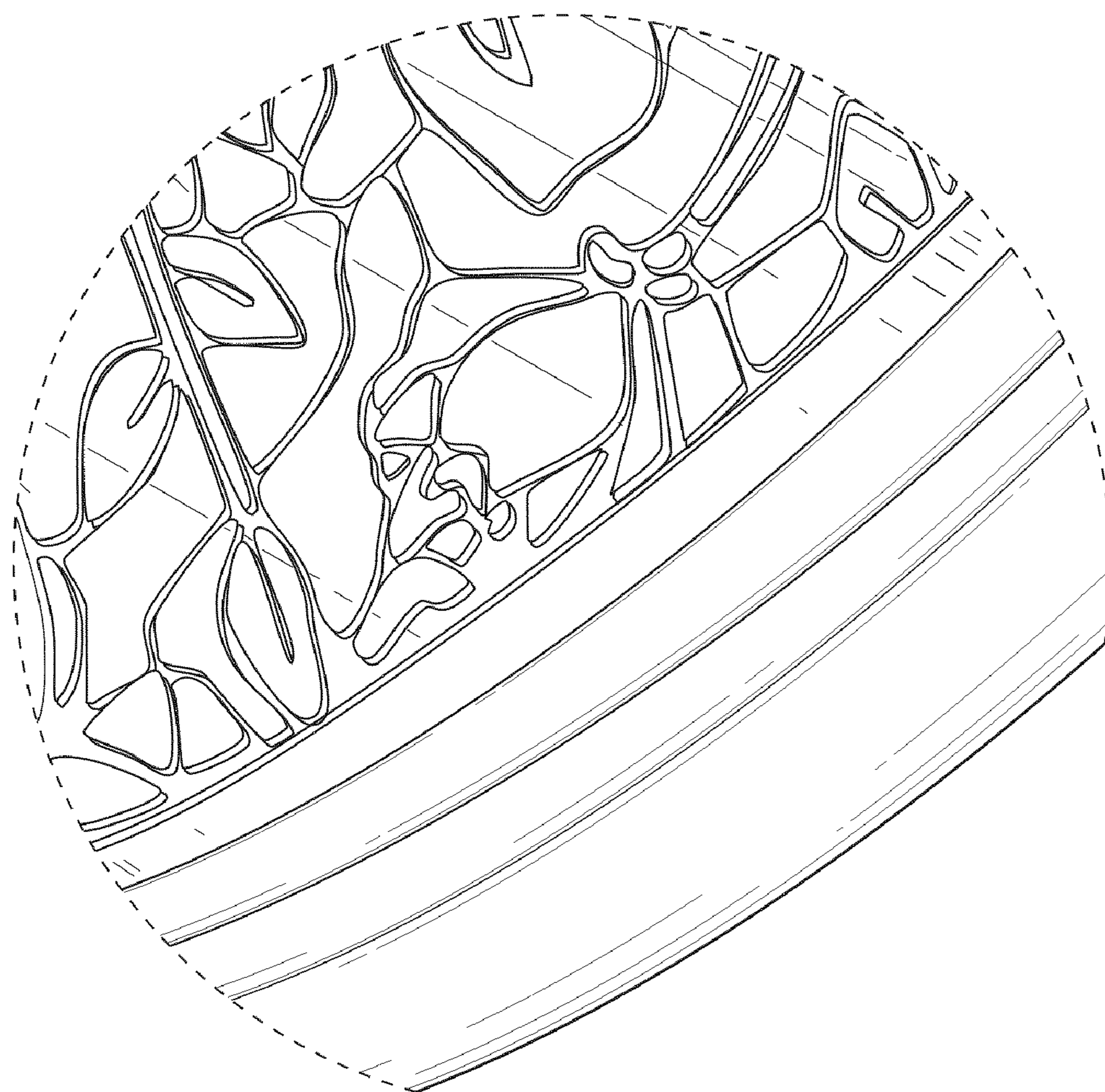


FIG. 7