



US00D592381S

(12) **United States Design Patent**
Knab

(10) **Patent No.:** **US D592,381 S**
(45) **Date of Patent:** **** May 19, 2009**

- (54) **HAT**
 - (76) **Inventor:** **Ann M. Knab**, 8 N. Reeves Ave.,
Guilford, CT (US) 06437
 - (**) **Term:** **14 Years**
 - (21) **Appl. No.:** **29/320,346**
 - (22) **Filed:** **Jun. 25, 2008**
 - (51) **LOC (9) Cl.** **02-03**
 - (52) **U.S. Cl.** **D2/869**
 - (58) **Field of Classification Search** D2/867,
D2/868, 869, 870, 878, 885, 892, 894; D21/469,
D21/476, 587, 588, 589, 590, 600, 606, 607,
D21/608, 623, 653, 654, 655, 659, 660, 661,
D21/630, 632, 633; 2/68, 84, 91, 123, 128,
2/129, 131, 133, 174, 202, 203, 204, 209.13;
446/220, 221, 223, 224, 226
- See application file for complete search history.

(56) **References Cited**

U.S. PATENT DOCUMENTS

799,355	A *	9/1905	Pfeiffer	2/68
1,490,614	A *	4/1924	Loomis	446/189
1,685,586	A *	9/1928	Guinzburg	2/46
D156,408	S *	12/1949	Cohn	D2/872
D169,968	S *	7/1953	Feldman	D2/872
3,247,521	A *	4/1966	Owen	2/68
3,314,188	A *	4/1967	Peterson	446/83
3,320,682	A *	5/1967	Sliman	34/95
D214,660	S *	7/1969	Szombathy	D2/870
D216,768	S *	3/1970	Hicks	D2/872
D217,654	S *	5/1970	Ryland	D29/118
3,746,015	A *	7/1973	Schulman	132/212
D229,949	S *	1/1974	Odell	D21/588
D233,534	S *	11/1974	Maloney, II	D21/623
D252,644	S *	8/1979	Wagman	D21/587
D258,323	S *	2/1981	Lewis	D2/872
D259,147	S *	5/1981	Evans	D2/868
D264,104	S *	4/1982	Gompes	D21/406
D266,801	S *	11/1982	Cortese et al.	D3/236
4,400,830	A *	8/1983	Gaitan	2/68
4,451,933	A *	6/1984	Seng et al.	2/202
D281,265	S *	11/1985	Griffioen	D21/588

D285,470	S *	9/1986	Thomson et al.	D21/590
4,668,201	A *	5/1987	Stark	441/88
4,687,457	A *	8/1987	Milner	446/175
D307,849	S *	5/1990	Kiyokane	D7/676
D316,581	S *	4/1991	Trossman	D21/608
D343,945	S *	2/1994	Rivera	D2/866
D349,727	S *	8/1994	Burns	D19/59
5,573,439	A *	11/1996	Turner et al.	446/226
D396,504	S *	7/1998	Marbet	D21/587
5,993,285	A *	11/1999	Sofia et al.	446/327
6,001,434	A *	12/1999	Zinbarg et al.	428/16
D459,768	S *	7/2002	McDermott	D21/608
6,820,283	B2 *	11/2004	Graneto, III	2/171.2
D532,058	S *	11/2006	Boutin	D21/608
D546,500	S *	7/2007	Flannery	D28/9
D547,196	S *	7/2007	Lepoitevin	D9/615
D569,080	S *	5/2008	Huang	D2/867
2002/0162156	A1 *	11/2002	Clary	2/171

OTHER PUBLICATIONS

Duck shower cap, as shown on www.annabeltrends.com, viewed Sep. 7, 2008 (1 page).*

* cited by examiner

Primary Examiner—Elizabeth A Albert
Assistant Examiner—Karen E Eldridge Powers

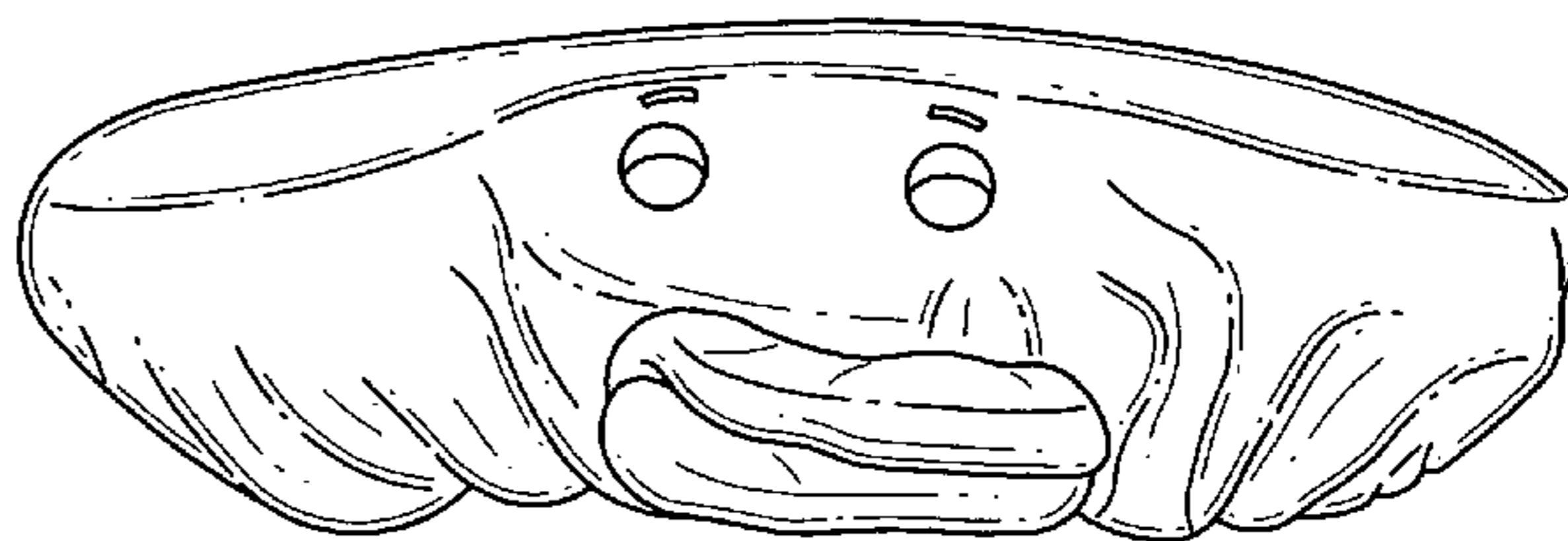

(57) **CLAIM**

The ornamental design for a hat, as shown and described.

DESCRIPTION

FIG. 1 is a perspective view of my new design of a hat;
 FIG. 2 is a front elevation view thereof;
 FIG. 3 is a rear elevation view thereof;
 FIG. 4 is a top plan view thereof;
 FIG. 5 is a bottom plan view thereof;
 FIG. 6 is a left side elevation view thereof;
 FIG. 7 is a right side elevation view thereof; and,
 FIG. 8 is a perspective view thereof, showing the claimed design while being worn.

1 Claim, 3 Drawing Sheets






FIG. 1




FIG. 2

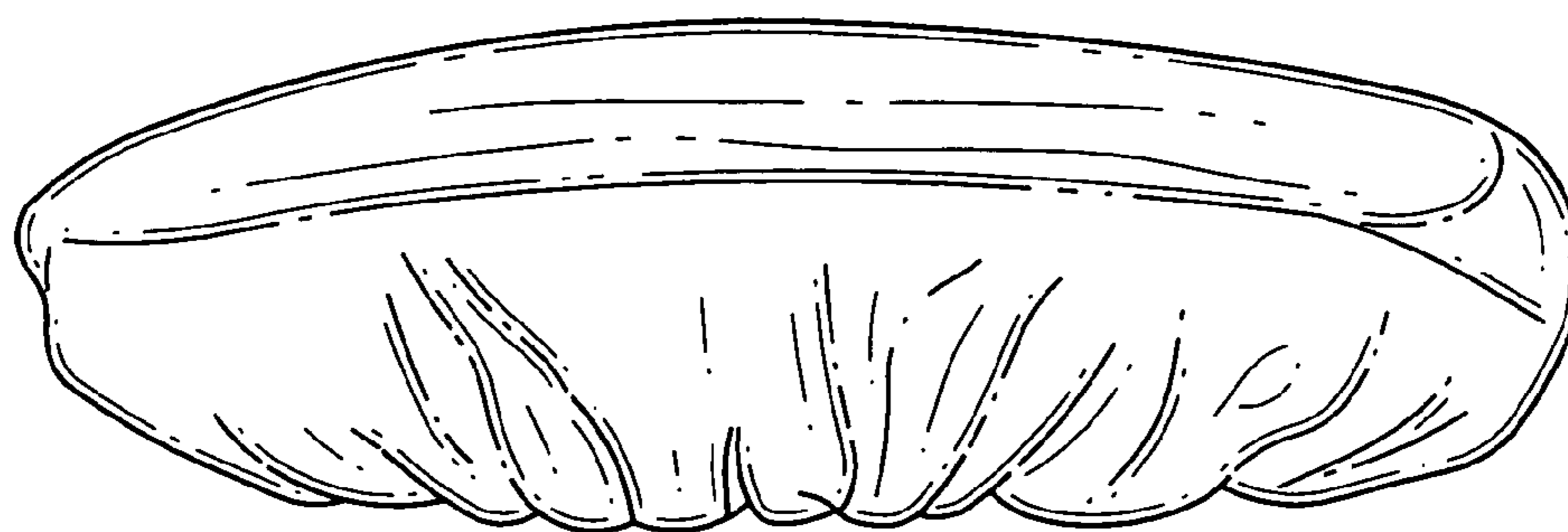


FIG. 3

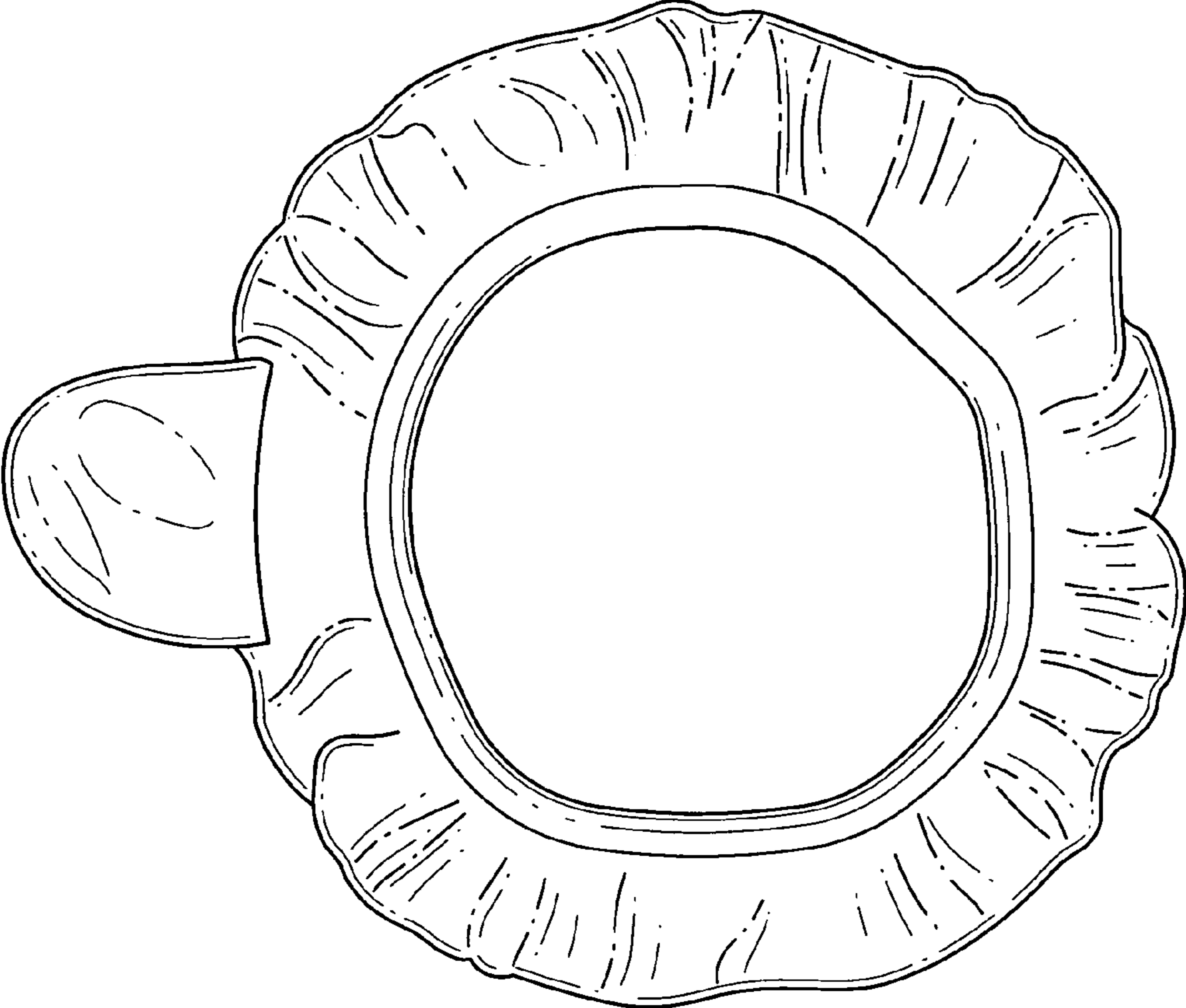


FIG. 5

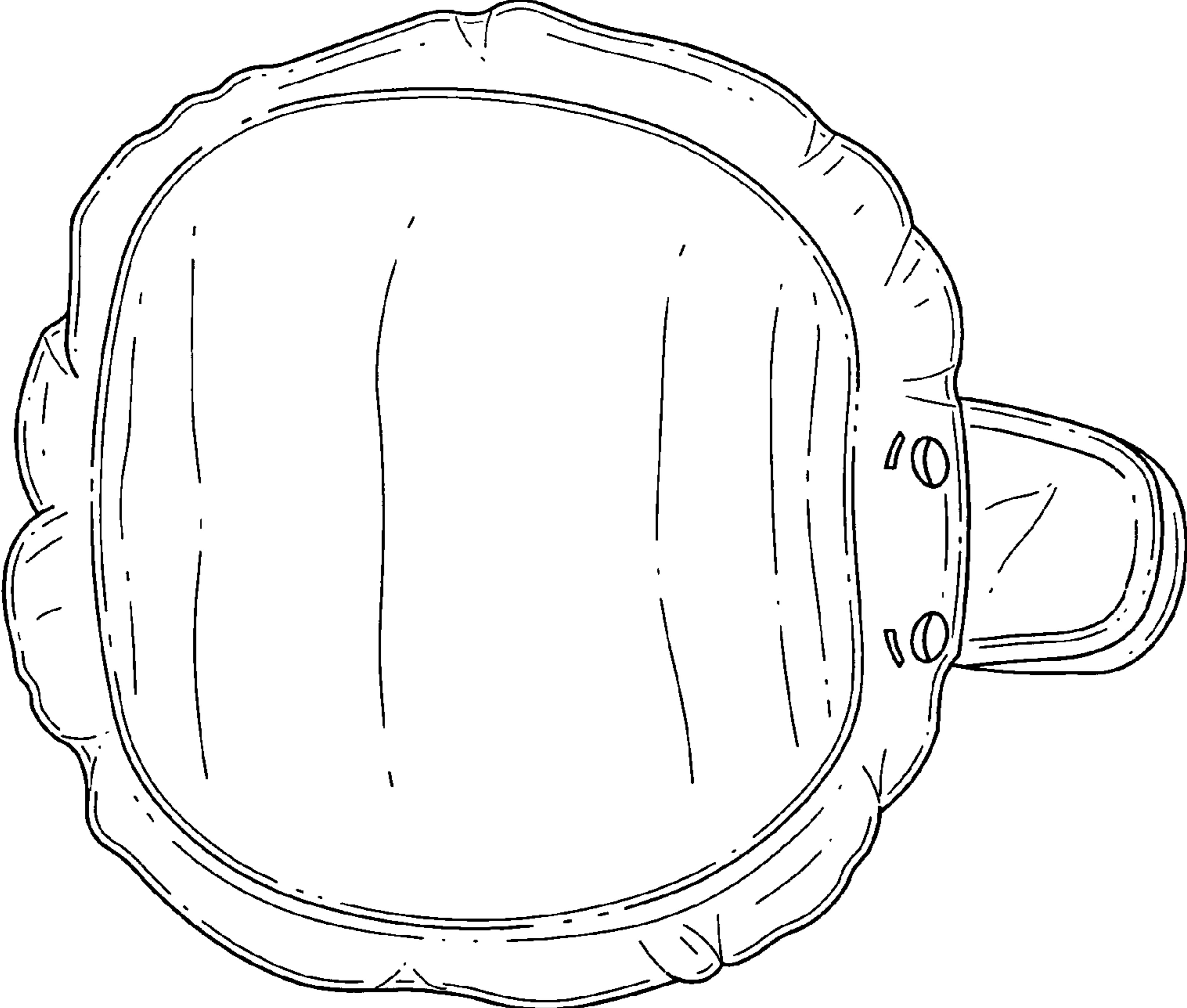


FIG. 4

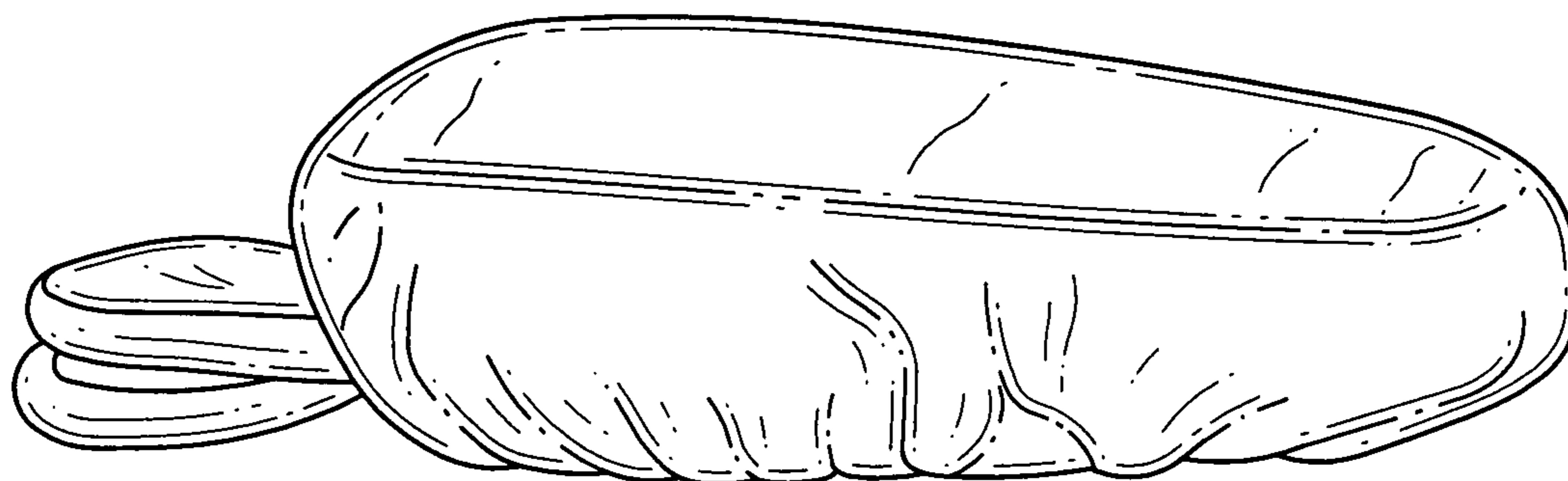


FIG. 6

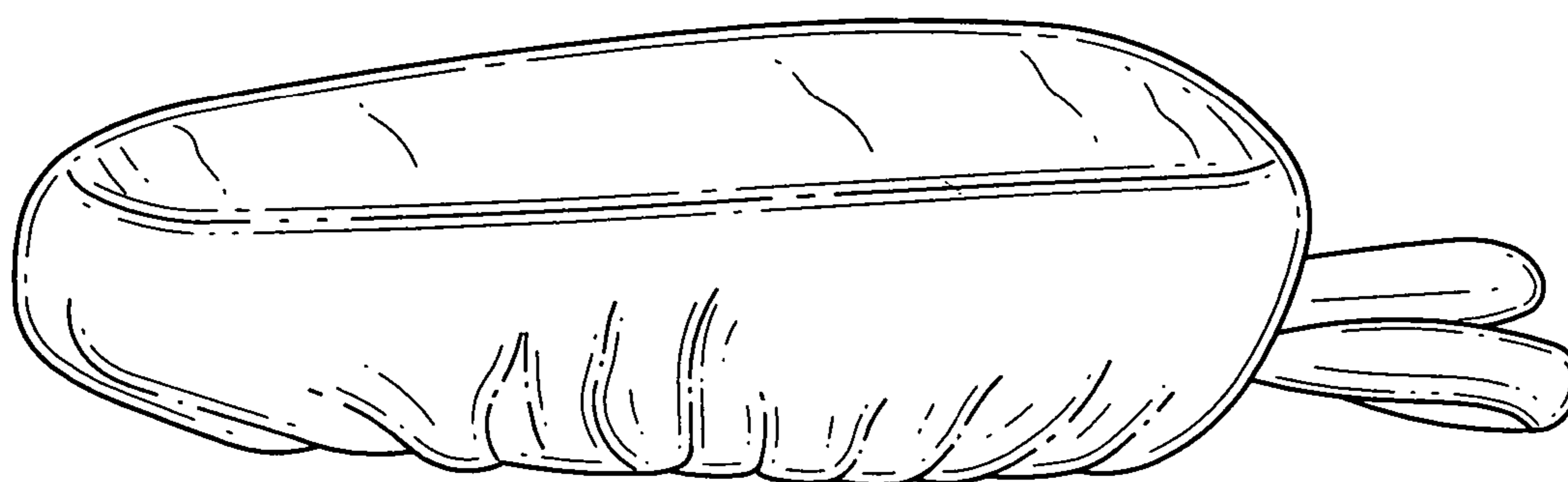


FIG. 7

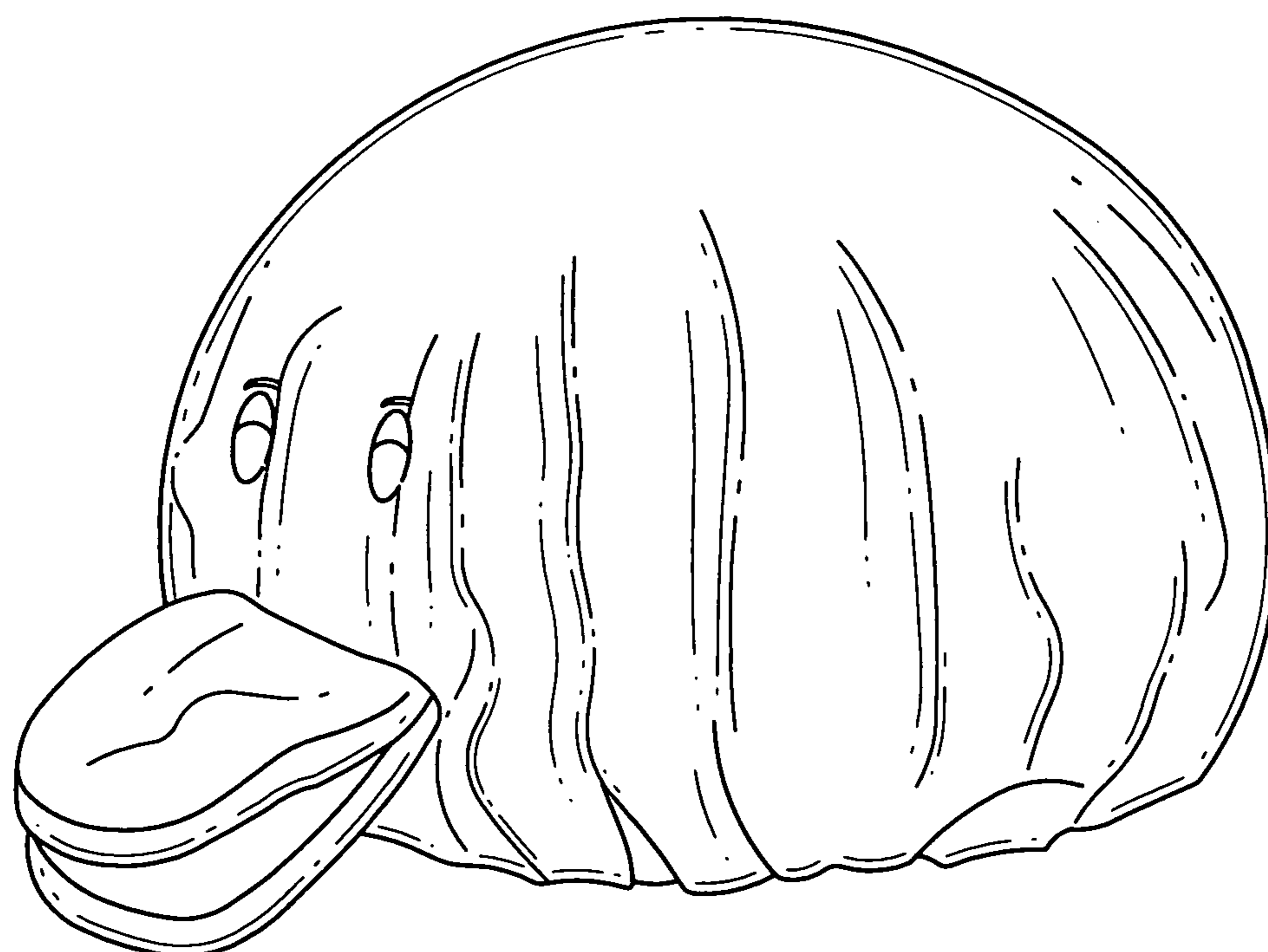


FIG. 8