



US00D592377S

(12) **United States Design Patent**
Lee

(10) **Patent No.:** **US D592,377 S**
(45) **Date of Patent:** **** May 19, 2009**

(54) **CONFECTION**

(75) Inventor: **Ralph Lee**, Hampton, NJ (US); **Patricia Lee**, legal representative, Hampton, NJ (US)

(73) Assignee: **MARS, Incorporated**, McLean, VA (US)

(**) Term: **14 Years**

(21) Appl. No.: **29/323,703**

(22) Filed: **Aug. 29, 2008**

Related U.S. Application Data

(62) Division of application No. 29/268,735, filed on Nov. 13, 2006, now Pat. No. Des. 578,729.

(51) **LOC (9) Cl.** **01-01**

(52) **U.S. Cl.** **D1/127**

(58) **Field of Classification Search** D1/106–115,
D1/126–129, 199; 426/102–104, 129, 138,
426/282, 143–144, 390–391, 616, 448, 516,
426/660, 383, 512, 808; D21/484, 489–491,
D21/499–500

See application file for complete search history.

(56) **References Cited**

U.S. PATENT DOCUMENTS

787,887 A	4/1905	Baker
D67,193 S	5/1925	Epstein
4,376,111 A	3/1983	Tovey
D269,712 S	7/1983	Tovey
D269,720 S	7/1983	Tovey

(Continued)

OTHER PUBLICATIONS

Dove Chocolate [online], [retrieved Feb. 10, 2007]. Retrieved from Internet <URL:<http://www.dovechocolate.com/Collection/DoveChocolate/Milk.aspx?PageID-335&ProductID=85>>.

U.S. Appl. No. 29/268,735, filed Nov. 13, 2006, by Ralph Lee, entitled "Confection".

Primary Examiner—Cathron C Brooks

Assistant Examiner—Barbara Fox

(74) *Attorney, Agent, or Firm*—Arent Fox LLP

(57) **CLAIM**

The ornamental design for confection, as shown and described.

DESCRIPTION

FIG. 1 is a front, left perspective view of a confection showing my new design;

FIG. 2 is a top plan view of the design shown in FIG. 1;

FIG. 3 is a bottom plan view of the design shown in FIG. 1;

FIG. 4 is a left side view of the design shown in FIG. 1; wherein the right side view is an identical image thereof;

FIG. 5 is a front view of the design shown in FIG. 1, wherein the rear view is an identical image thereof;

FIG. 6 is a front, left perspective view of a confection showing my new design;

FIG. 7 is a top plan view of the design shown in FIG. 6;

FIG. 8 is a bottom plan view of the design shown in FIG. 6;


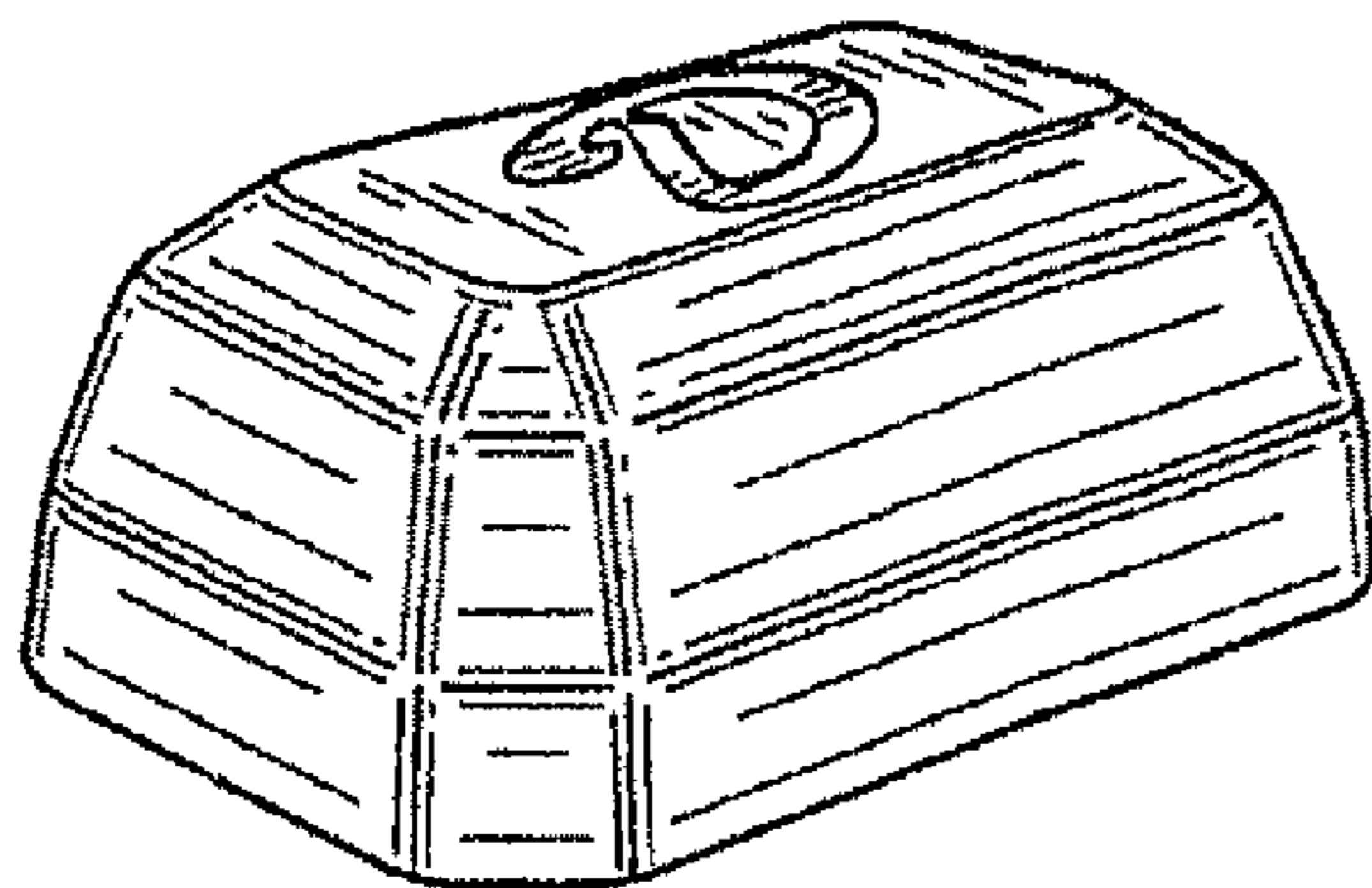
FIG. 9 is a left side view of the design shown in FIG. 6, wherein the right side view is an identical image thereof; and,

FIG. 10 is a front view of the design shown in FIG. 6, wherein the rear view is an identical image thereof.

The broken lines showing the indicia in FIGS. 6–10 are for the purpose of illustrating unclaimed portions and form no part of the claimed design.

The indicia of the letter 'D' shown in FIGS. 1–5, forming part of the claimed design herein, is a registered trademark of MARS, Incorporated.

1 Claim, 2 Drawing Sheets



US D592,377 S

Page 2

U.S. PATENT DOCUMENTS

D269,721 S	7/1983	Tovey					
D269,722 S	7/1983	Tovey					
D269,723 S	7/1983	Tovey					
D288,370 S *	2/1987	Rinninger	D25/113			
D299,606 S *	1/1989	Pomroy	D7/542			
D300,673 S	4/1989	Rhoa et al.					
D316,914 S *	5/1991	Withington	D24/101			
D332,399 S *	1/1993	Neff	D9/423			
D334,802 S *	4/1993	Greer et al.	D24/101			
D365,875 S	1/1996	Bradbury					
D374,640 S *	10/1996	Shryock	D11/164			
D392,563 S *	3/1998	Iwanaga	D9/422			
D456,561 S *	4/2002	Freeman et al.	D28/8.2			
D495,116 S *	8/2004	Trocme	D1/127			
D509,858 S *	9/2005	May et al.	D21/499			
D509,942 S	9/2005	Connolly et al.					
D509,943 S	9/2005	Connolly et al.					
D515,774 S *	2/2006	Martin et al.	D1/127			
2007/0264399 A1 *	11/2007	Lucas et al.	426/515			

* cited by examiner

Fig.1

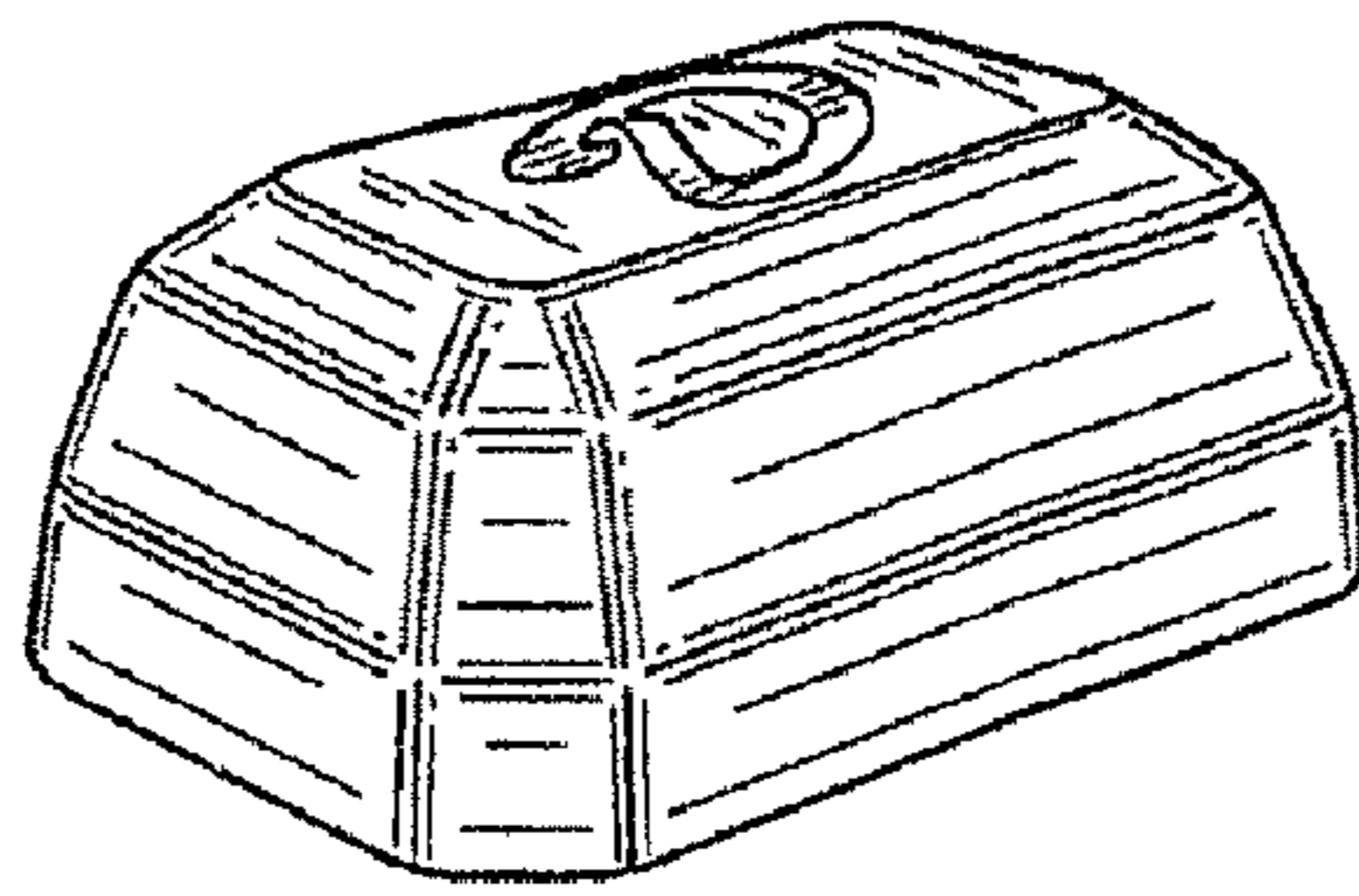


Fig.2




Fig.3

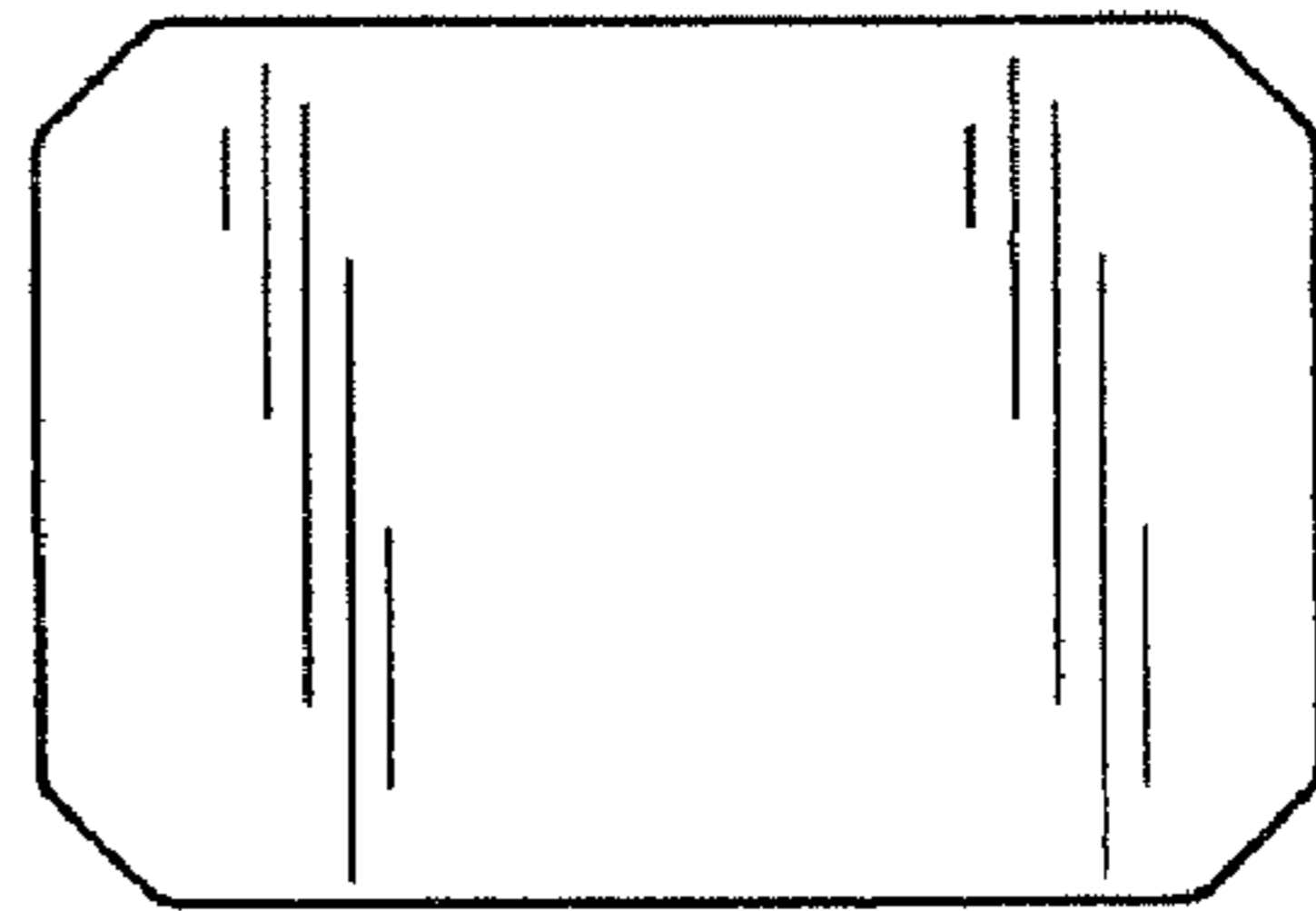


Fig.4




Fig.5




Fig.6

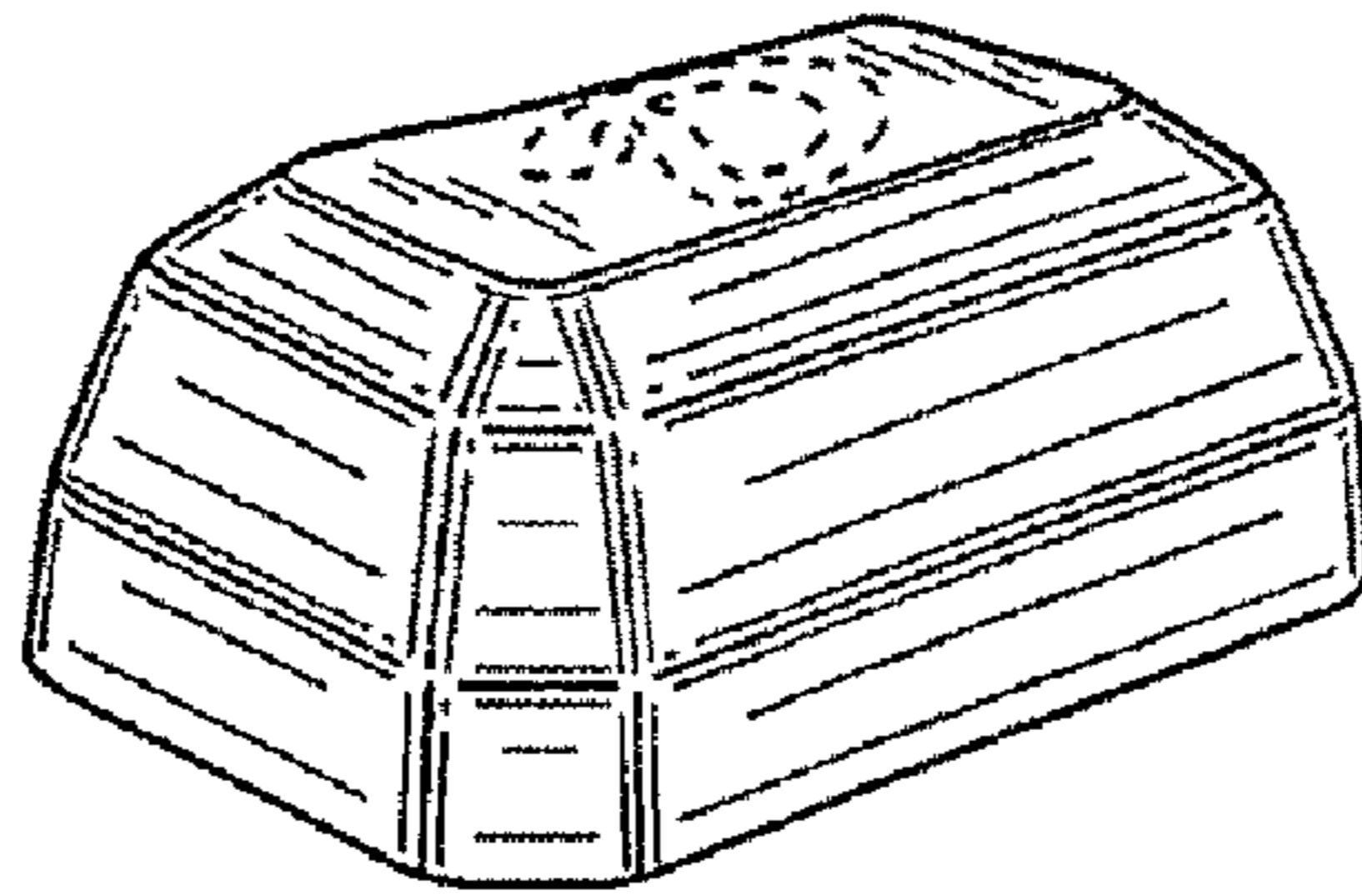


Fig.7

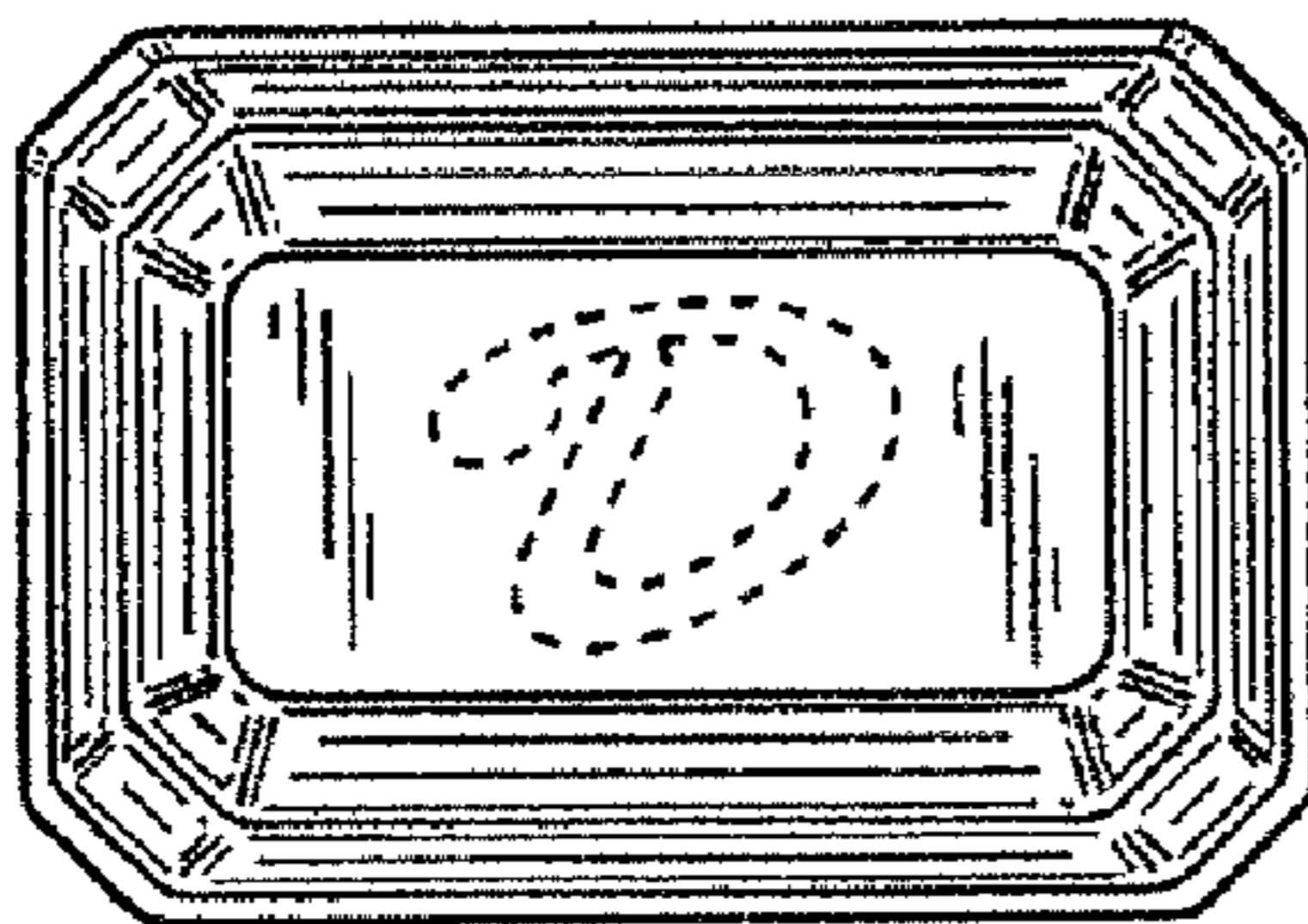


Fig.8

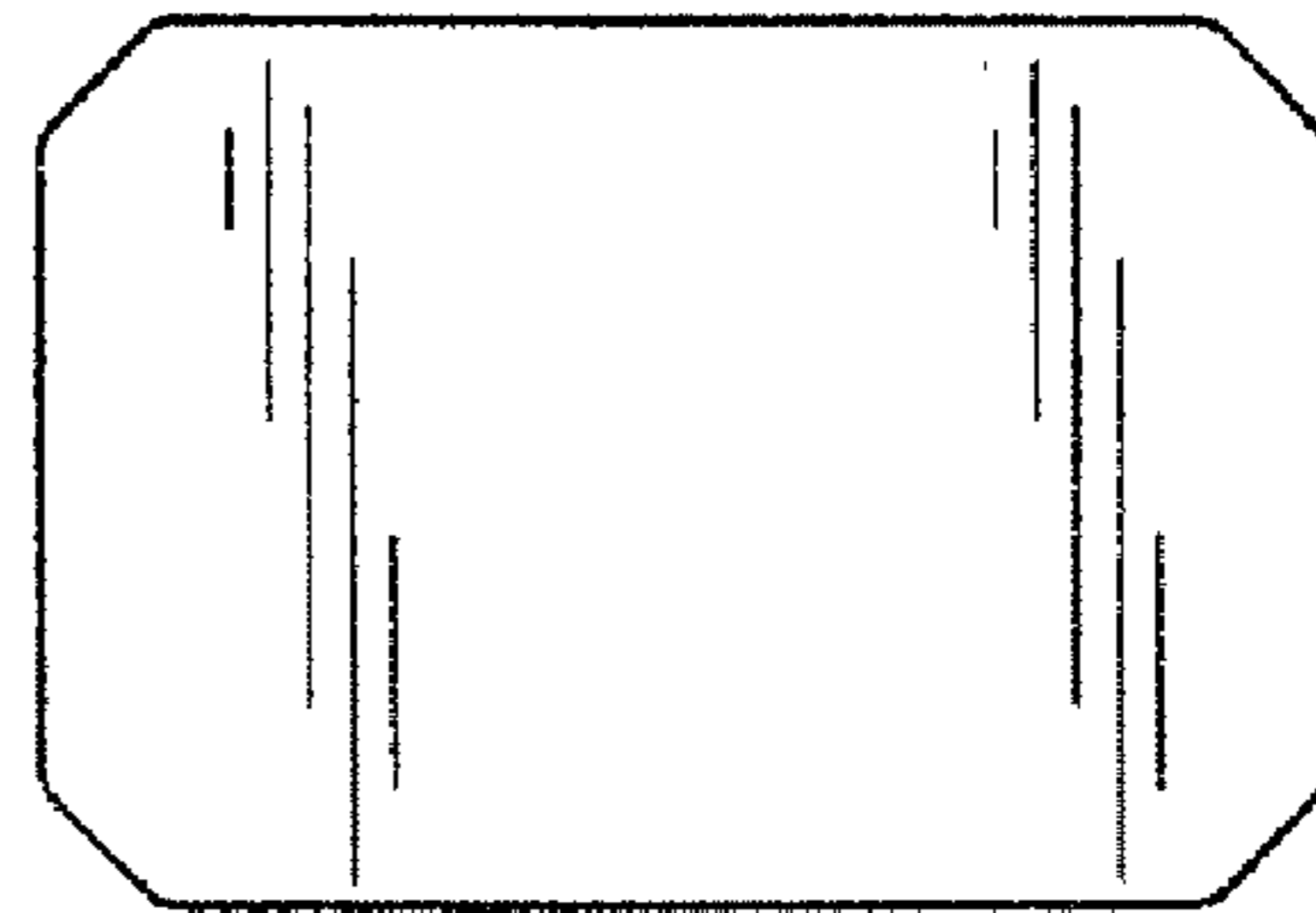


Fig.9




Fig.10

