



US00D592364S

(12) **United States Design Patent**
Diciuccio

(10) **Patent No.:** **US D592,364 S**
(45) **Date of Patent:** **** May 12, 2009**

(54) **VEHICLE UNDERCARRIAGE SPRAY WAND**

(76) Inventor: **Toney D. Diciuccio**, 122 Cohen St.,
Beckley, WV (US) 25801

(**) Term: **14 Years**

(21) Appl. No.: **29/310,518**

(22) Filed: **Aug. 22, 2008**

(51) **LOC (9) Cl.** **15-05**

(52) **U.S. Cl.** **D32/4**

(58) **Field of Classification Search** D32/1,
D32/4, 15, 16, 25, 31, 35; 239/566, 722,
239/754; 15/320-32, 405, 2

See application file for complete search history.

(56) **References Cited**

U.S. PATENT DOCUMENTS

D141,623 S	6/1945	Thompson	
D241,545 S *	9/1976	Smith	D32/15
D243,610 S *	3/1977	Craig	D32/15
D244,532 S *	5/1977	Poston	D32/15
4,541,568 A	9/1985	Lichfield	
D282,959 S *	3/1986	Powell	D23/226
4,580,726 A	4/1986	Unger	
D287,993 S *	1/1987	Crow	D23/223
4,899,940 A	2/1990	Leaver	
4,984,746 A	1/1991	Joyal	
D321,574 S *	11/1991	Shevers et al.	D32/15
D368,996 S *	4/1996	Boyer	D32/32
5,573,187 A *	11/1996	Proctor	239/532

5,671,887 A	9/1997	Iavarone	
D394,921 S	6/1998	Cherinchak	
6,045,064 A	4/2000	Abraham	
6,079,640 A	6/2000	Merritts	
6,247,658 B1 *	6/2001	Bakas	239/722
6,378,791 B1 *	4/2002	Perry et al.	239/532
7,208,051 B2	4/2007	Zinski et al.	

* cited by examiner

Primary Examiner—T. Chase Nelson

Assistant Examiner—Kathleen M Sims

(74) *Attorney, Agent, or Firm*—Robert C. Montgomery

(57) **CLAIM**

The ornamental design for a vehicle undercarriage spray wand, as shown and described.

DESCRIPTION

FIG. 1 is a perspective view of a vehicle undercarriage spray wand showing my new design;

FIG. 2 is a front view thereof;

FIG. 3 is a rear view thereof;

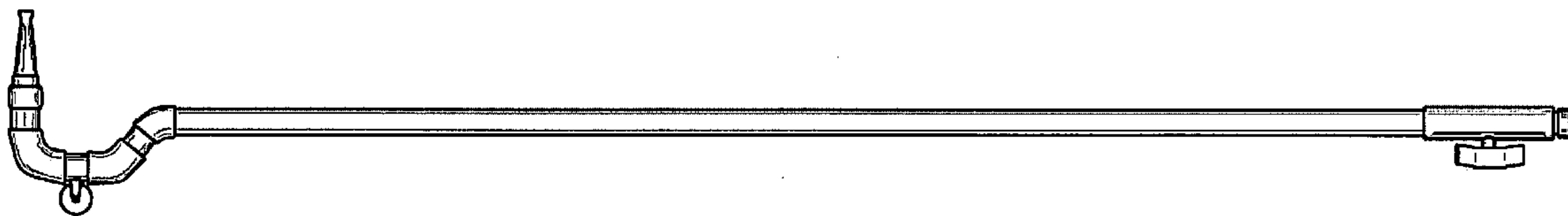
FIG. 4 is a side view thereof;

FIG. 5 is a top view thereof; and,

FIG. 6 is a bottom view thereof.

The broken line showing of a vehicle in FIG. 1 is included for the purpose of showing environment of the vehicle undercarriage spray wand and forms no part of the claimed design.

1 Claim, 6 Drawing Sheets



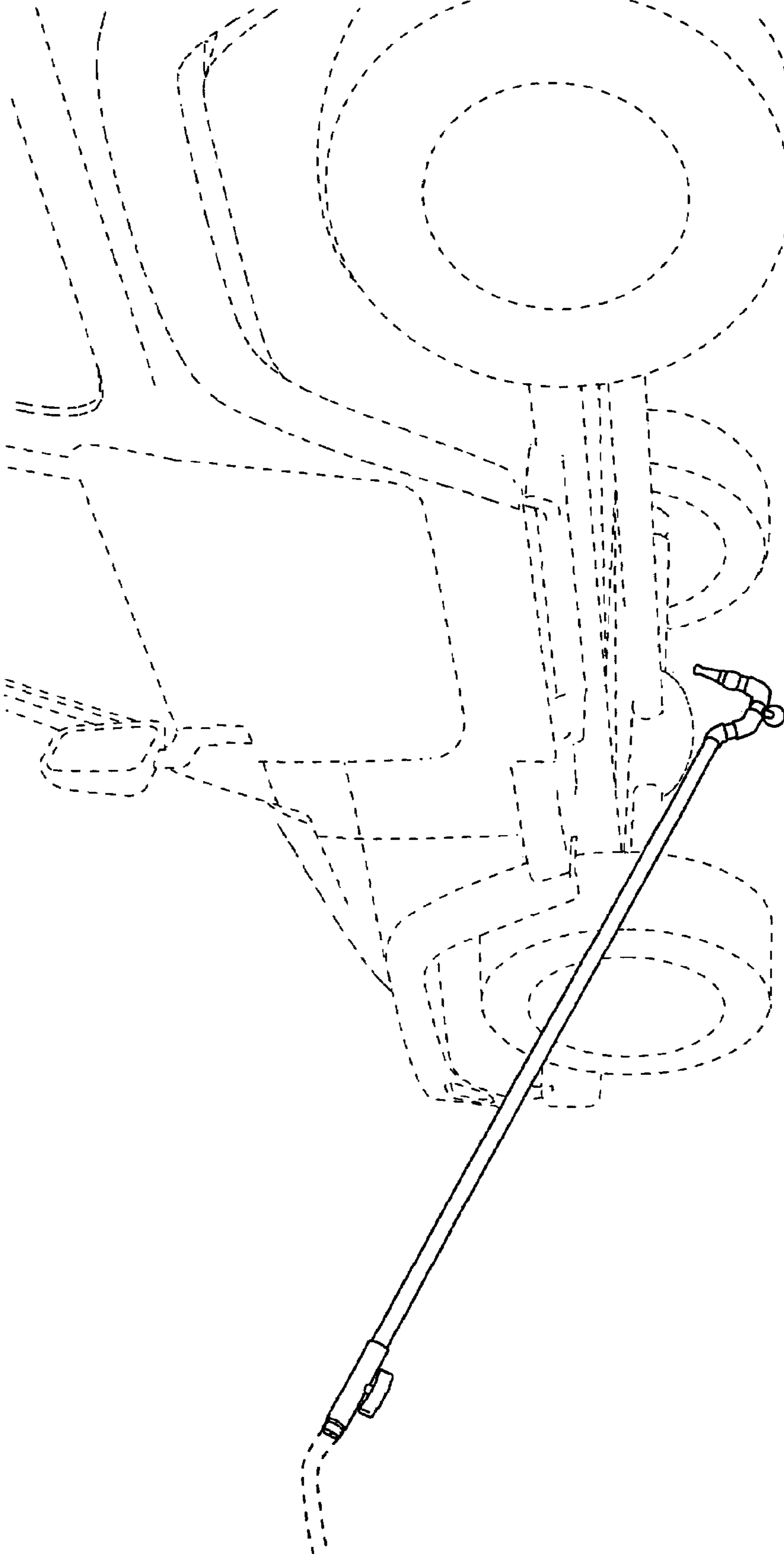


Fig. 1

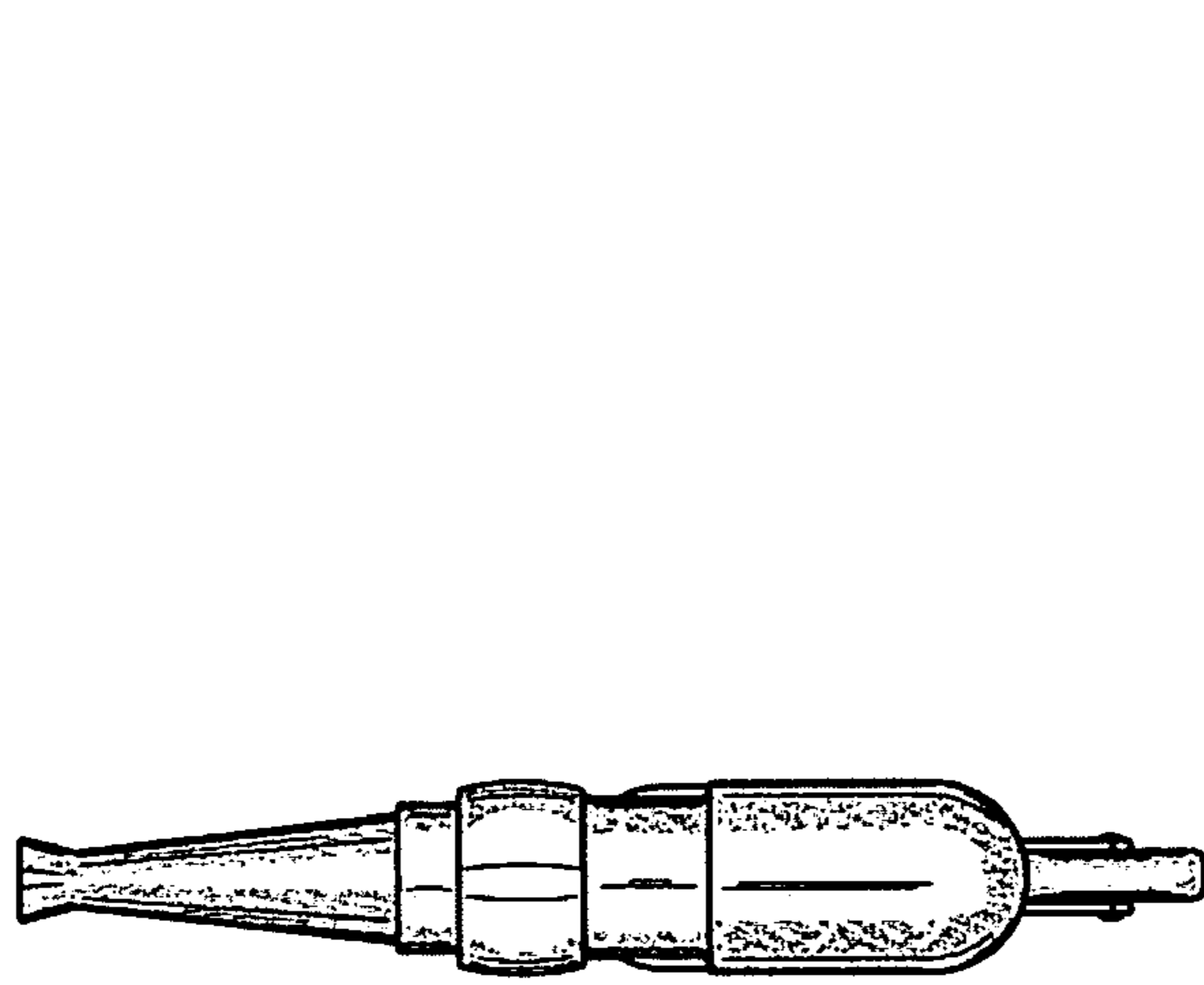


Fig. 2

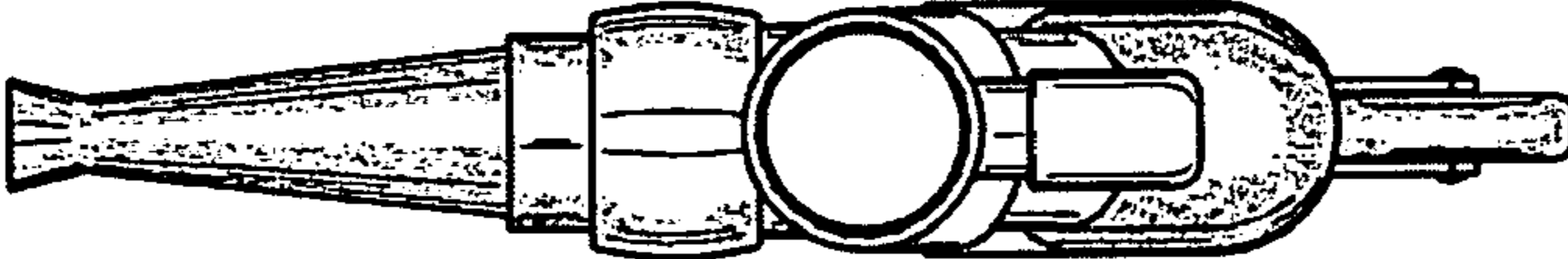


Fig. 3

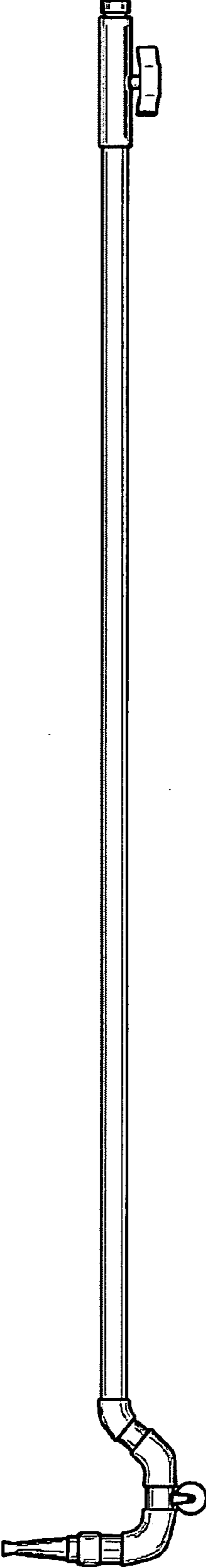


Fig. 4




Fig. 5



Fig. 6