

US00D592350S

(12) **United States Design Patent**  
**Broström**

(10) **Patent No.:** **US D592,350 S**  
(45) **Date of Patent:** **\*\* May 12, 2009**

(54) **HOCKEY LAMP**

(75) Inventor: **Peder Broström**, Enskede (SE)

(73) Assignee: **The Offical Team Company Sweden AB**, Enskede (SE)

(\*\*) Term: **14 Years**

(21) Appl. No.: **29/273,171**

(22) Filed: **Feb. 28, 2007**

(51) **LOC (9) Cl.** ..... **26-99**

(52) **U.S. Cl.** ..... **D26/125**

(58) **Field of Classification Search** ..... D26/152,  
D26/154, 144, 145, 146, 147, 138, 142, 143,  
D26/126, 130, 131, 136, 24, 78, 83, 88, 92,  
D26/99, 98, 104, 106, 108, 110, 111, 121,  
D26/122, 133, 128, 134, 127, 89, 94, 85,  
D26/118, 135, 81, 68, 67, 60, 61, 69, 72,  
D26/73, 79, 86, 90, 91, 93, 102, 105, 107,  
D26/112, 113, 119, 120, 123, 124, 125, 129,  
D26/137; 362/352, 353, 147, 151, 173, 186,  
362/235, 244, 241, 247, 257, 317, 329, 350,  
362/351, 355, 356, 404, 405, 410, 416, 431  
See application file for complete search history.

(56) **References Cited**

**U.S. PATENT DOCUMENTS**

1,485,641 A \* 3/1924 Sparks ..... 446/485  
D83,739 S \* 3/1931 Meissner ..... D26/99  
D105,601 S \* 8/1937 Mariani ..... D26/99

2,716,699 A \* 8/1955 Boden ..... 362/124  
D211,657 S \* 7/1968 Cannella ..... D26/57  
D368,975 S \* 4/1996 Schwartz ..... D26/94  
D488,883 S \* 4/2004 Davis ..... D26/94

\* cited by examiner

*Primary Examiner*—Cathron C Brooks

*Assistant Examiner*—Kevin K Rudzinski

(74) *Attorney, Agent, or Firm*—Dickstein Shapiro LLP

(57) **CLAIM**

The ornamental design for a hockey lamp, as shown and described.

**DESCRIPTION**

FIG. 1 is a top view of the hockey lamp of the present invention;

FIG. 2 is a right side view of the hockey lamp of the present invention;

FIG. 3 is a front view of the hockey lamp of the present invention;

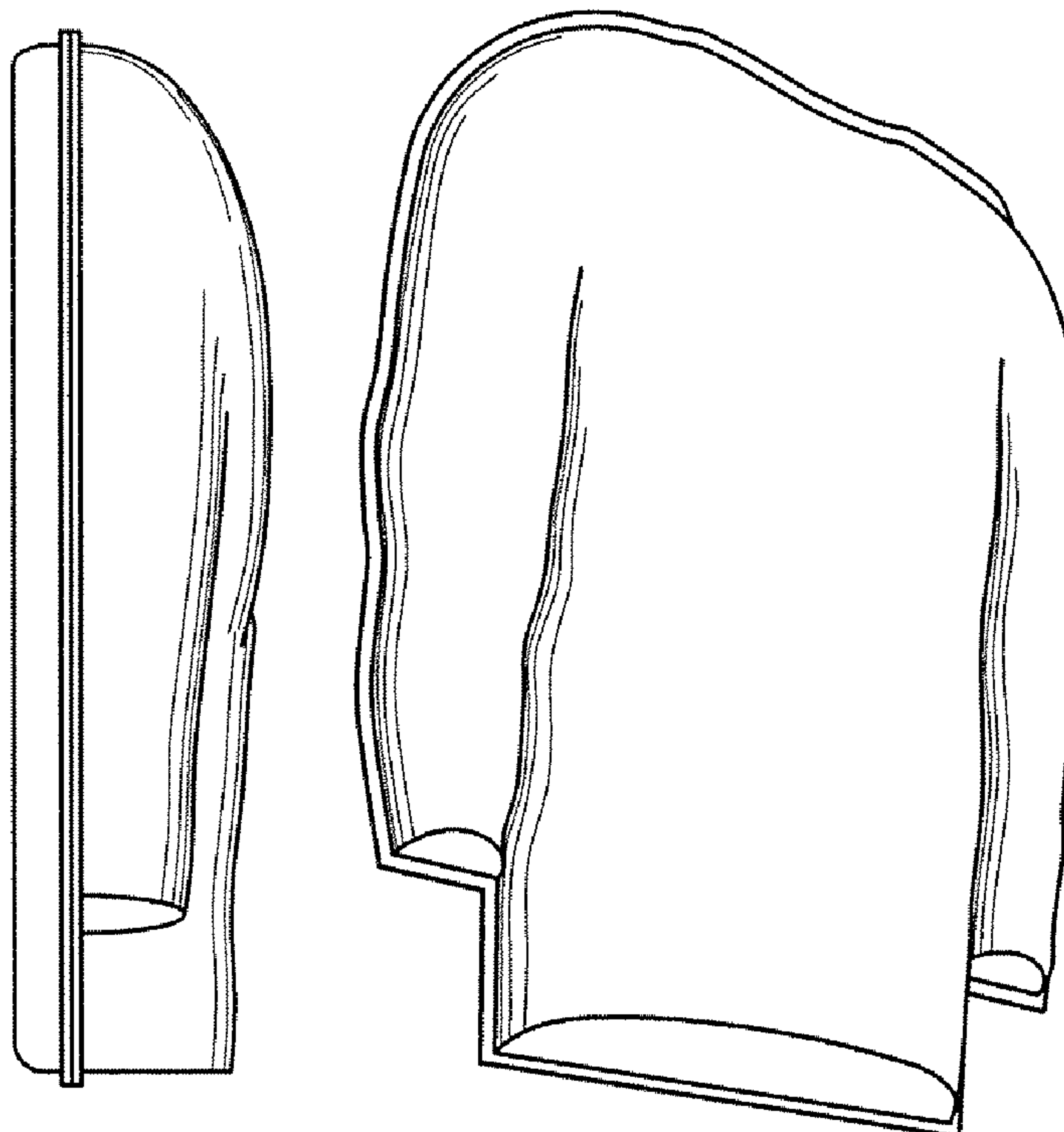
FIG. 4 is a left side of the hockey lamp of the present invention;

FIG. 5 is a bottom view of the hockey lamp of the present invention;

FIG. 6 is a back view of the hockey lamp of the present invention; and,

FIG. 7 is a front perspective view of the hockey lamp of the present invention.

**1 Claim, 2 Drawing Sheets**



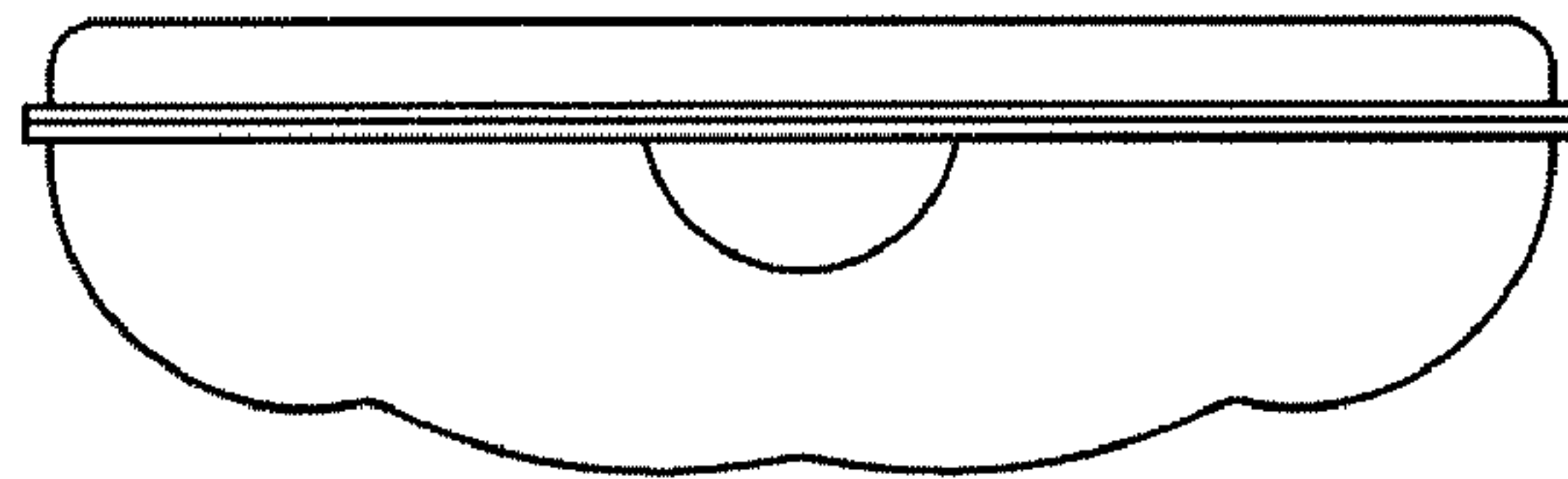


FIG. 1

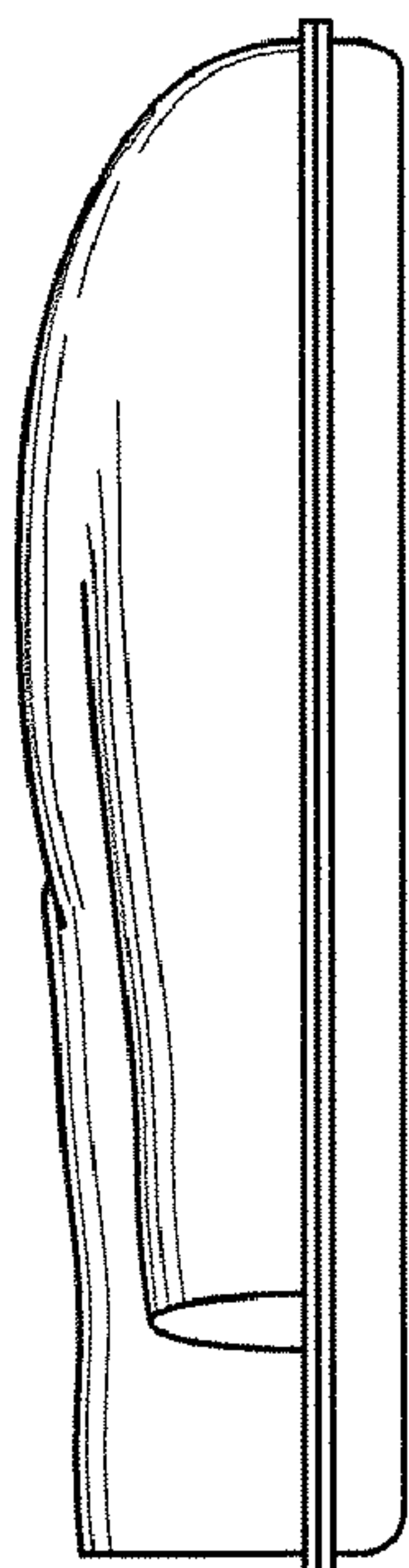


FIG. 2




FIG. 3

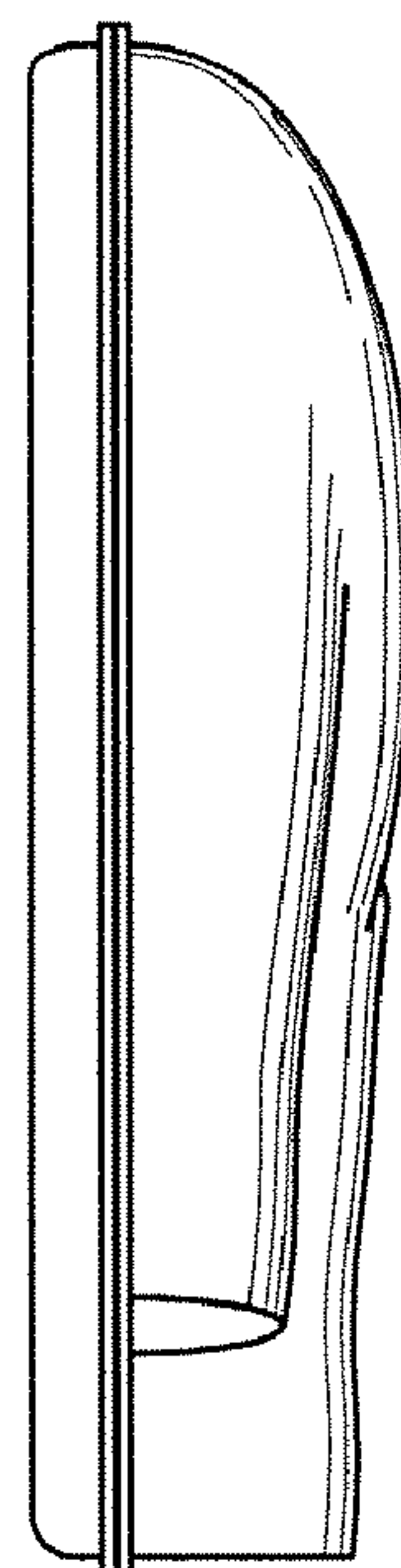


FIG. 4




FIG. 5




FIG. 6

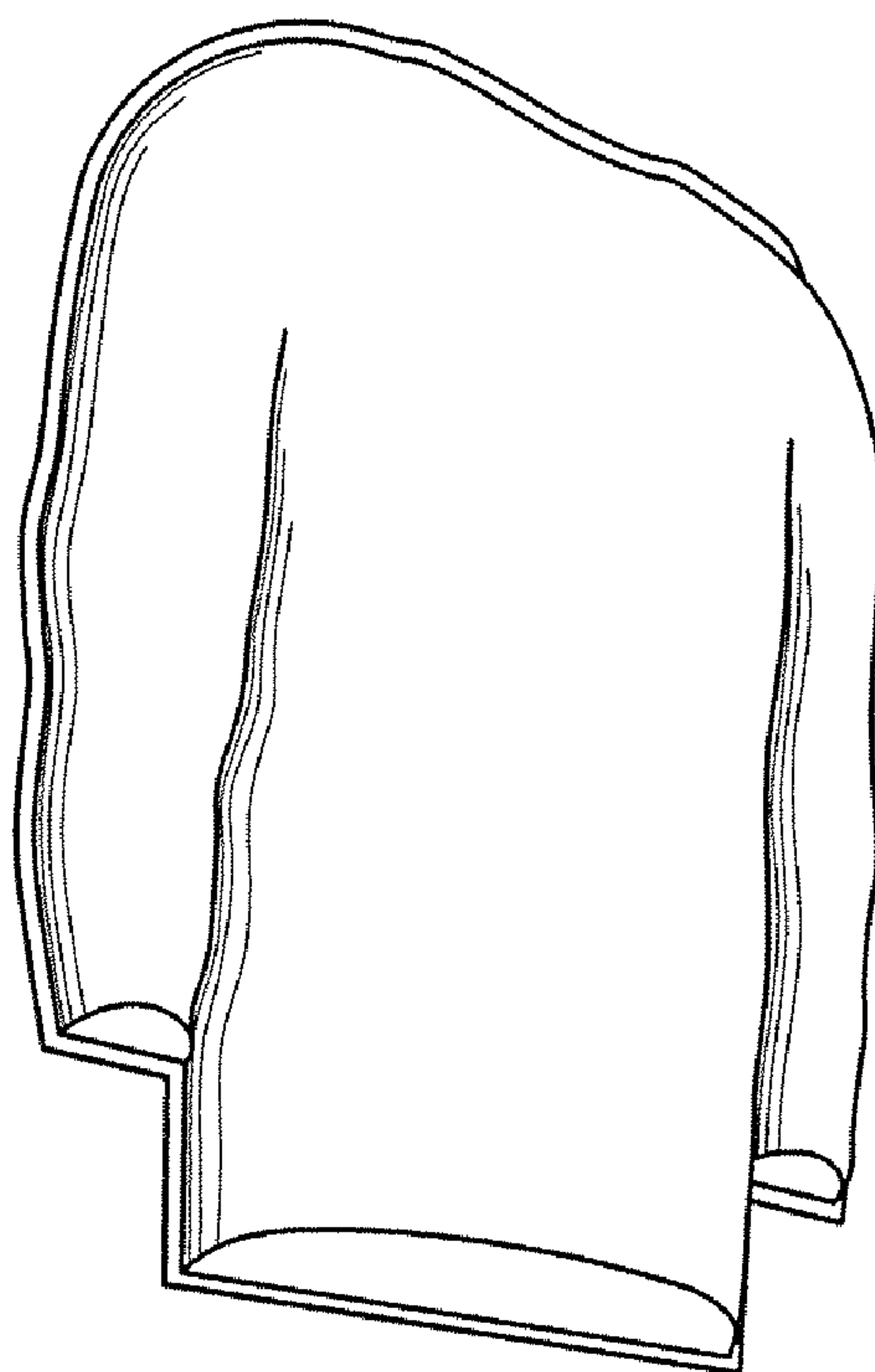


FIG. 7