

US00D592338S

(12) **United States Design Patent**
Bushee

(10) **Patent No.:** **US D592,338 S**

(45) **Date of Patent:** **** May 12, 2009**

(54) **FLASHLIGHT**

D549,369 S * 8/2007 DeBrunner D26/37

(76) **Inventor:** **Glenn Bushee**, 1145 Franklin St.,
Duxbury, MA (US) 02332

* cited by examiner

Primary Examiner—Marcus A. Jackson

(**) **Term:** **14 Years**

(57) **CLAIM**

(21) **Appl. No.:** **29/301,529**

The ornamental design for a flashlight, as shown and described.

(22) **Filed:** **Mar. 5, 2008**

(51) **LOC (9) Cl.** **26-02**

(52) **U.S. Cl.** **D26/37**

(58) **Field of Classification Search** D26/37–50;
362/157, 158, 171–174, 183–208

See application file for complete search history.

(56) **References Cited**

U.S. PATENT DOCUMENTS

D491,679 S	*	6/2004	Lau	D26/37
D500,566 S	*	1/2005	Hu	D26/37
D502,275 S	*	2/2005	Saunders	D26/37
D513,334 S	*	12/2005	Galey	D26/37
D544,621 S	*	6/2007	Kim	D26/37

DESCRIPTION

FIG. 1 is a front perspective view of the flashlight;

FIG. 2 is a front view of the flashlight;

FIG. 3 is rear view of the flashlight;

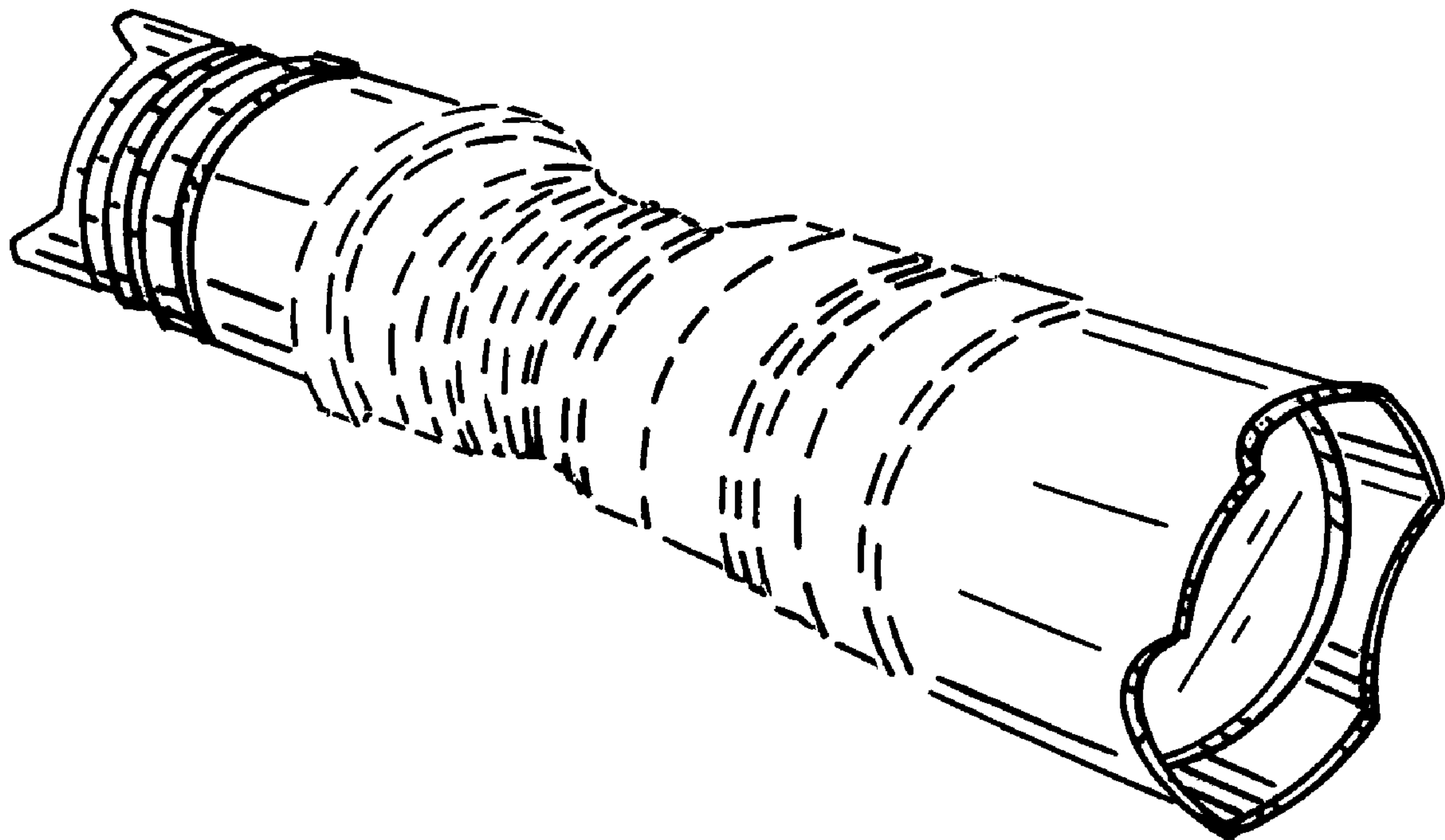
FIG. 4 is a top view of the flashlight;

FIG. 5 is a bottom view of the flashlight; and,

FIG. 6 is a right side elevation view of the flashlight and is a mirror image of a left side elevation view of the flashlight.

The broken lines in the drawings are for illustrative purposes only and form no part of the claimed design.

1 Claim, 3 Drawing Sheets



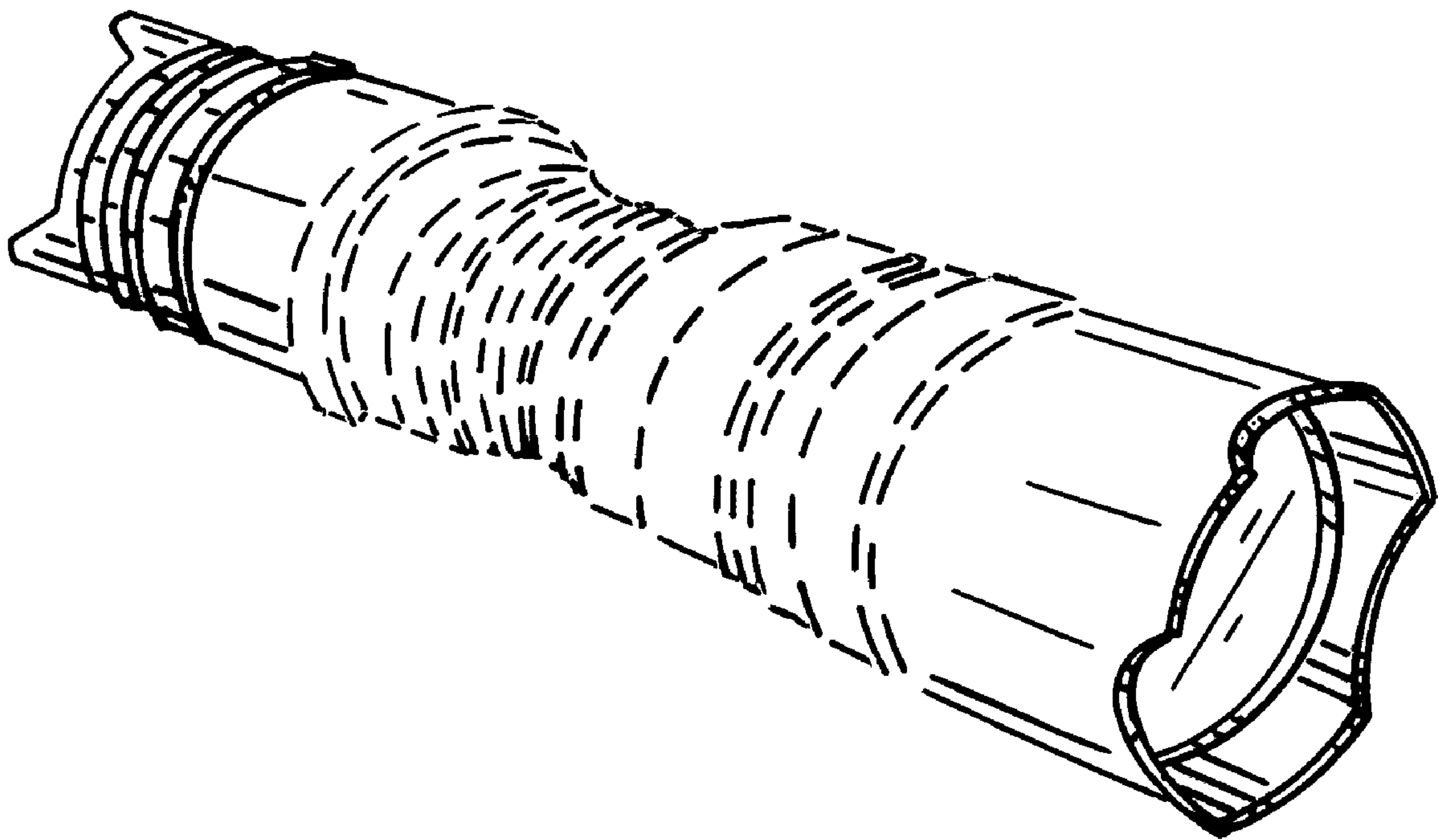


FIG. 1




FIG. 2

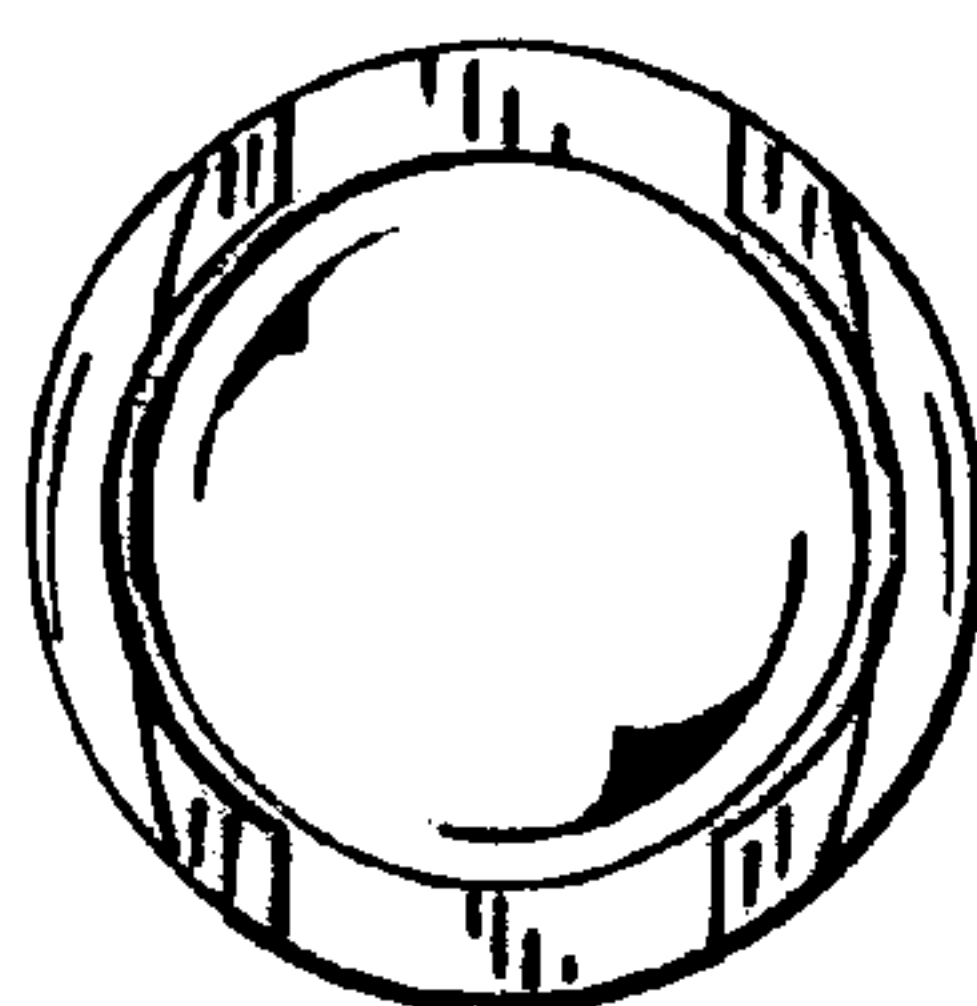


FIG. 3

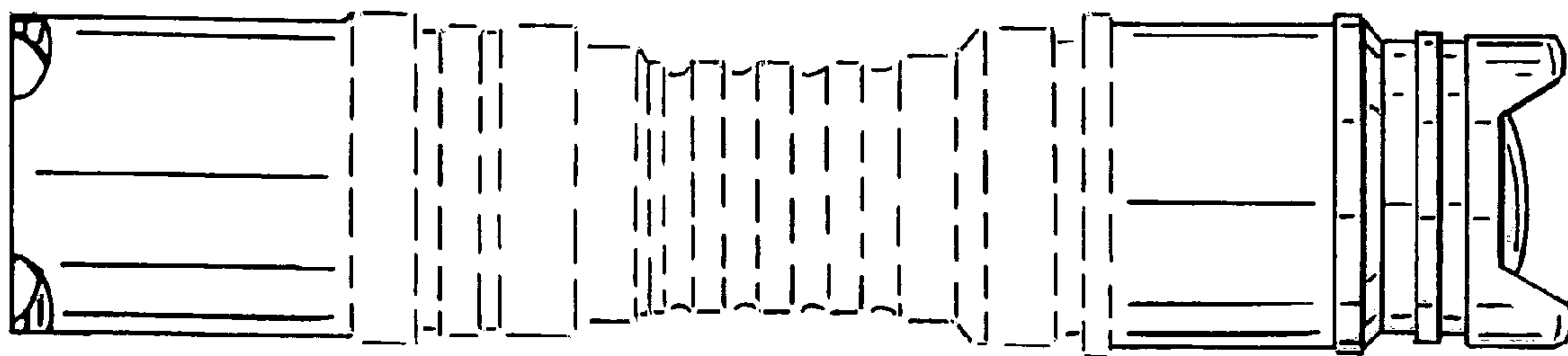


FIG. 4




FIG. 5

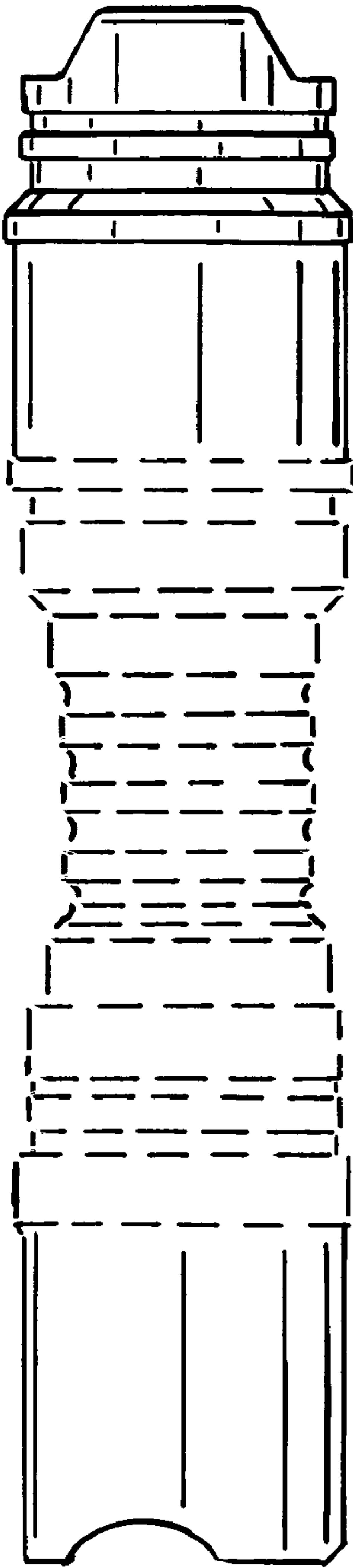


FIG. 6