

US00D592322S

(12) **United States Design Patent**
Mahdavieh

(10) **Patent No.:** **US D592,322 S**

(45) **Date of Patent:** **** May 12, 2009**

(54) **MESSAGE CANDLE**

(76) **Inventor:** **Reza Mahdavieh**, 110 E. 9th St., Suite A759, Los Angeles, CA (US) 90079

(**) **Term:** **14 Years**

(21) **Appl. No.:** **29/304,687**

(22) **Filed:** **Mar. 6, 2008**

(51) **LOC (9) Cl.** **26-01**

(52) **U.S. Cl.** **D26/9**

(58) **Field of Classification Search** D26/5,
D26/6, 7, 9, 10, 11, 12, 13, 14, 15, 16, 17,
D26/18, 19, 20, 21, 22, 23, 114-137; D11/117,
D11/121, 125, 131; 428/7-9, 11; 431/291,
431/311, 320, 298; 362/161-163, 351
See application file for complete search history.

(56) **References Cited**

U.S. PATENT DOCUMENTS

3,077,981	A *	2/1963	Gaspard	206/223
3,806,723	A *	4/1974	Ollom	362/161
D401,147	S *	11/1998	Miller	D9/431
6,474,980	B2 *	11/2002	LaVanier	431/126
2004/0075996	A1 *	4/2004	Lee	362/101

* cited by examiner

Primary Examiner—T. Chase Nelson

Assistant Examiner—Ania K Dworzecka

(74) *Attorney, Agent, or Firm*—Edwin Traver; Lawson & Traver LLP

(57) **CLAIM**

The ornamental design for a message candle, as shown and described.

DESCRIPTION

Portions of the disclosure of this patent document contain material that is subject to copyright protection. The copyright owner has no objection to the facsimile reproduction by any one of the patent document or the patent disclosure as it appears in the Patent and Trademark Office file or records, but otherwise reserves all copyright rights whatsoever.

FIG. 1 is a front perspective view of the message candle according to the new design.

FIG. 2 is a side view of the message candle according to the new design; and,

FIG. 3 is a bottom perspective view of the candle according to the new design.

1 Claim, 2 Drawing Sheets

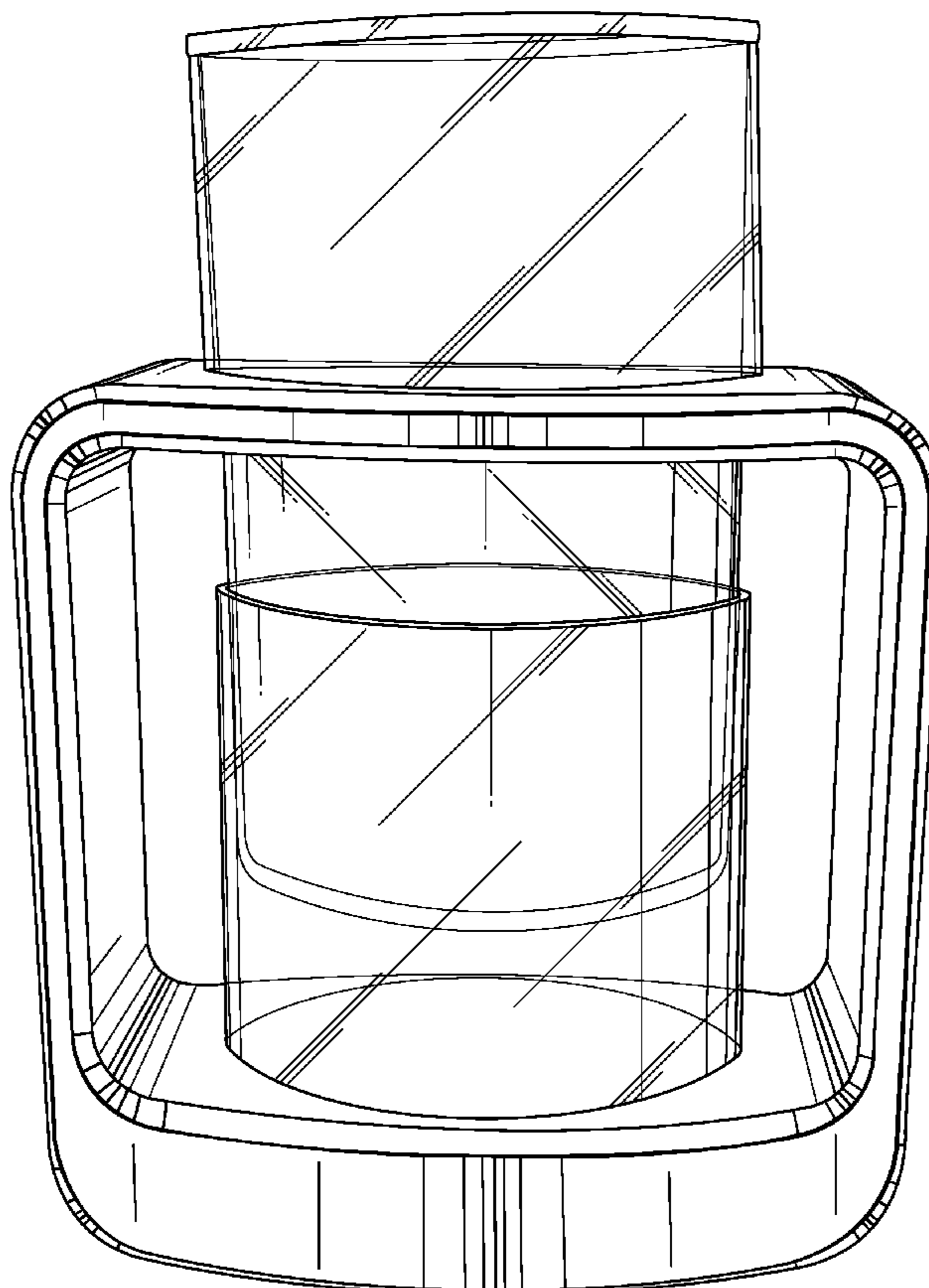
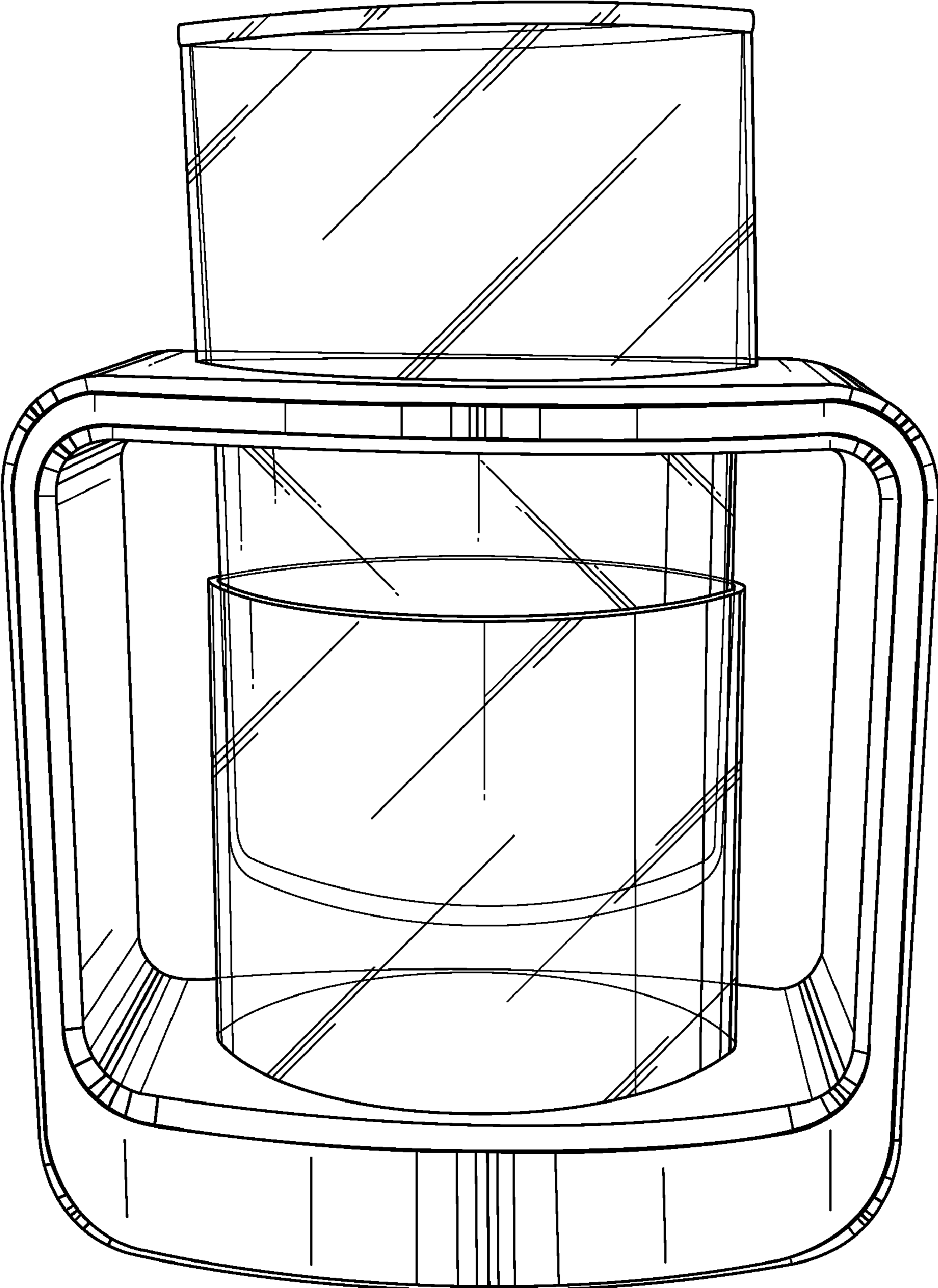


Fig. 1



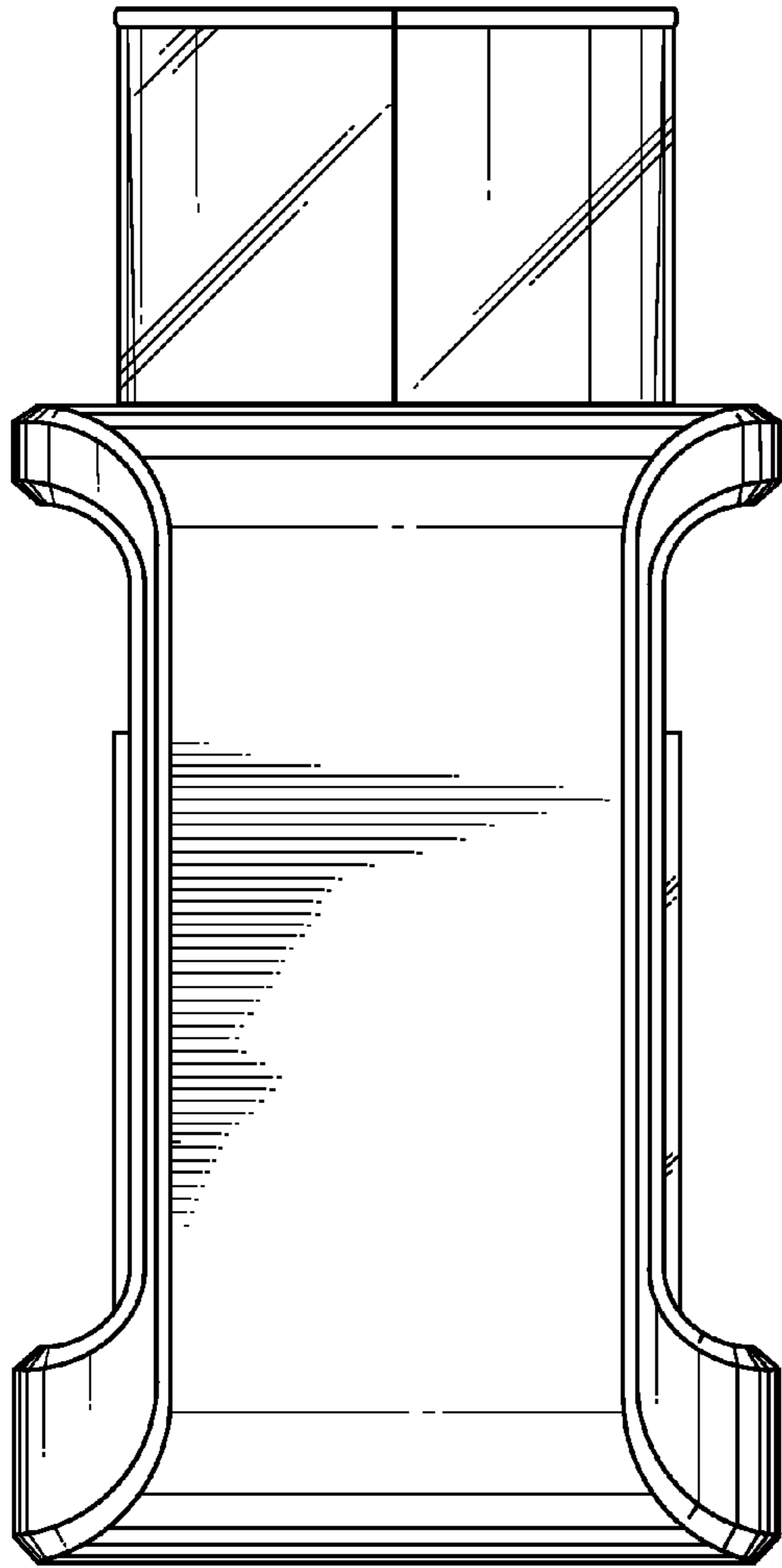


Fig. 2

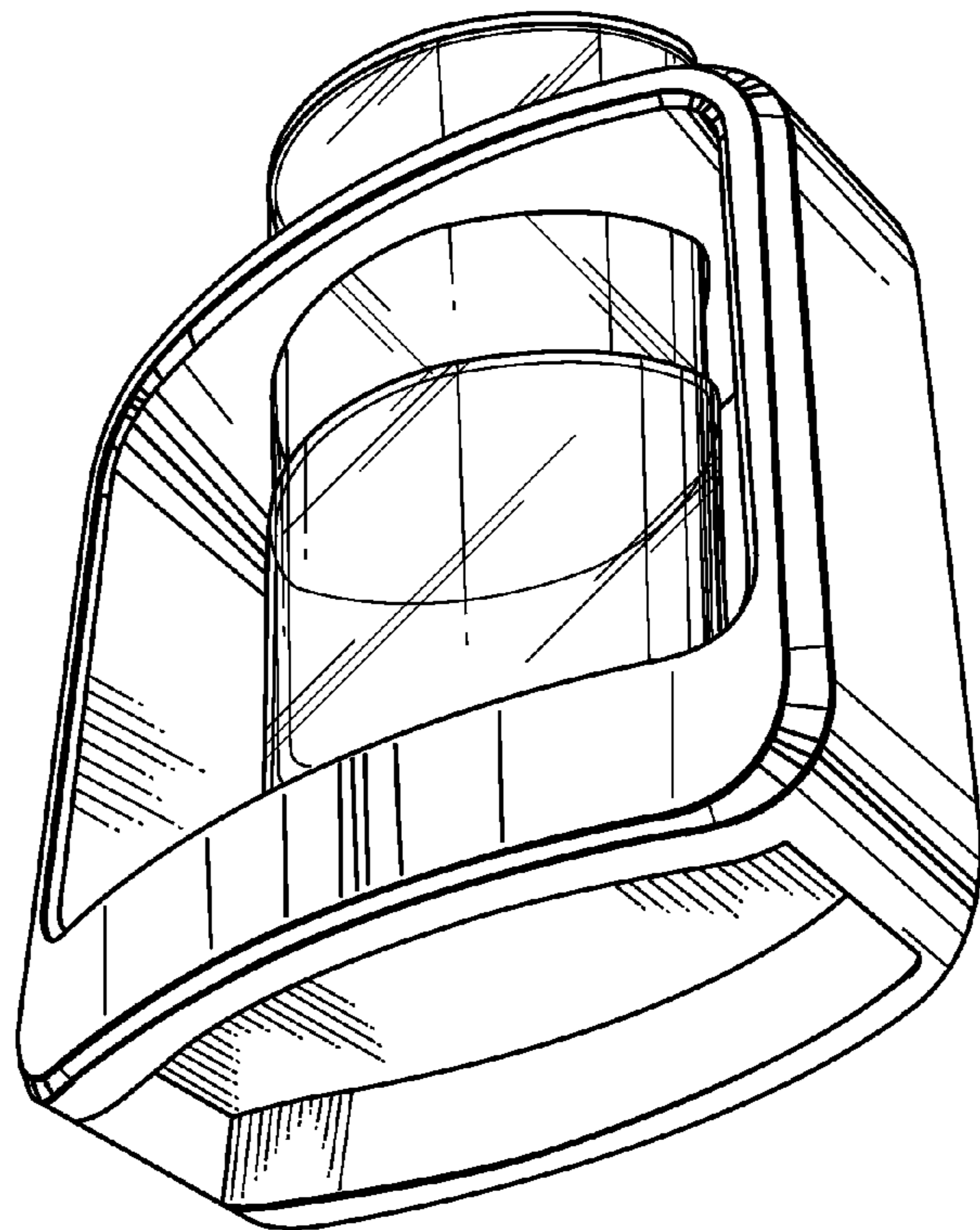


Fig. 3