



US00D592314S

(12) **United States Design Patent**
Guo

(10) **Patent No.:** **US D592,314 S**
(45) **Date of Patent:** **** May 12, 2009**

(54) **PIPETTE**

(75) Inventor: **Lei Guo**, Block 12, No. 58, Huaning Road 4018, Xinzhuang Industrial Development Zone, Minhang District, Shanghai (CN)

(73) Assignees: **Dragon Medical (Shanghai) Limited**, Shanghai (CN); **Lei Guo**, Shanghai (CN)

(**) Term: **14 Years**

(21) Appl. No.: **29/307,961**

(22) Filed: **May 20, 2008**

(30) **Foreign Application Priority Data**

Nov. 27, 2007 (CN) 2007 3 0083302

(51) **LOC (9) Cl.** **24-02**

(52) **U.S. Cl.** **D24/222**

(58) **Field of Classification Search** D24/222, D24/108, 112, 113, 114; D10/81; 73/864.01, 73/864.11, 864.13, 864.14, 864.16; 422/100, 422/923, 928

See application file for complete search history.

(56) **References Cited**

U.S. PATENT DOCUMENTS

3,827,305 A * 8/1974 Gilson et al. 73/864.18
4,283,950 A * 8/1981 Tervamaki 73/864.14
4,418,580 A * 12/1983 Satchell et al. 73/864.13

5,018,394 A * 5/1991 Gilson 73/864.18
5,389,341 A * 2/1995 Tuunanen et al. 422/100
5,403,553 A * 4/1995 Heinonen 422/100
D375,798 S * 11/1996 Boothby D24/222
5,747,709 A * 5/1998 Oshikubo 73/864.18
D419,685 S * 1/2000 Jacquet et al. D24/222
6,532,837 B1 * 3/2003 Magussen et al. 73/864.14
6,841,129 B2 * 1/2005 Braun et al. 422/100
2007/0272037 A1 * 11/2007 Telimaa et al. 73/864.01

* cited by examiner

Primary Examiner—T. Chase Nelson

Assistant Examiner—Anhdao Doan

(74) *Attorney, Agent, or Firm*—Connolly Bove Lodge & Hutz LLP

(57) **CLAIM**

The ornamental design for a pipette, as shown and described.

DESCRIPTION

FIG. 1 is a perspective view showing the top, the front and the right sides of the pipette according to the present design;

FIG. 2 is a left side elevational view thereof;

FIG. 3 is a right side elevational view thereof;

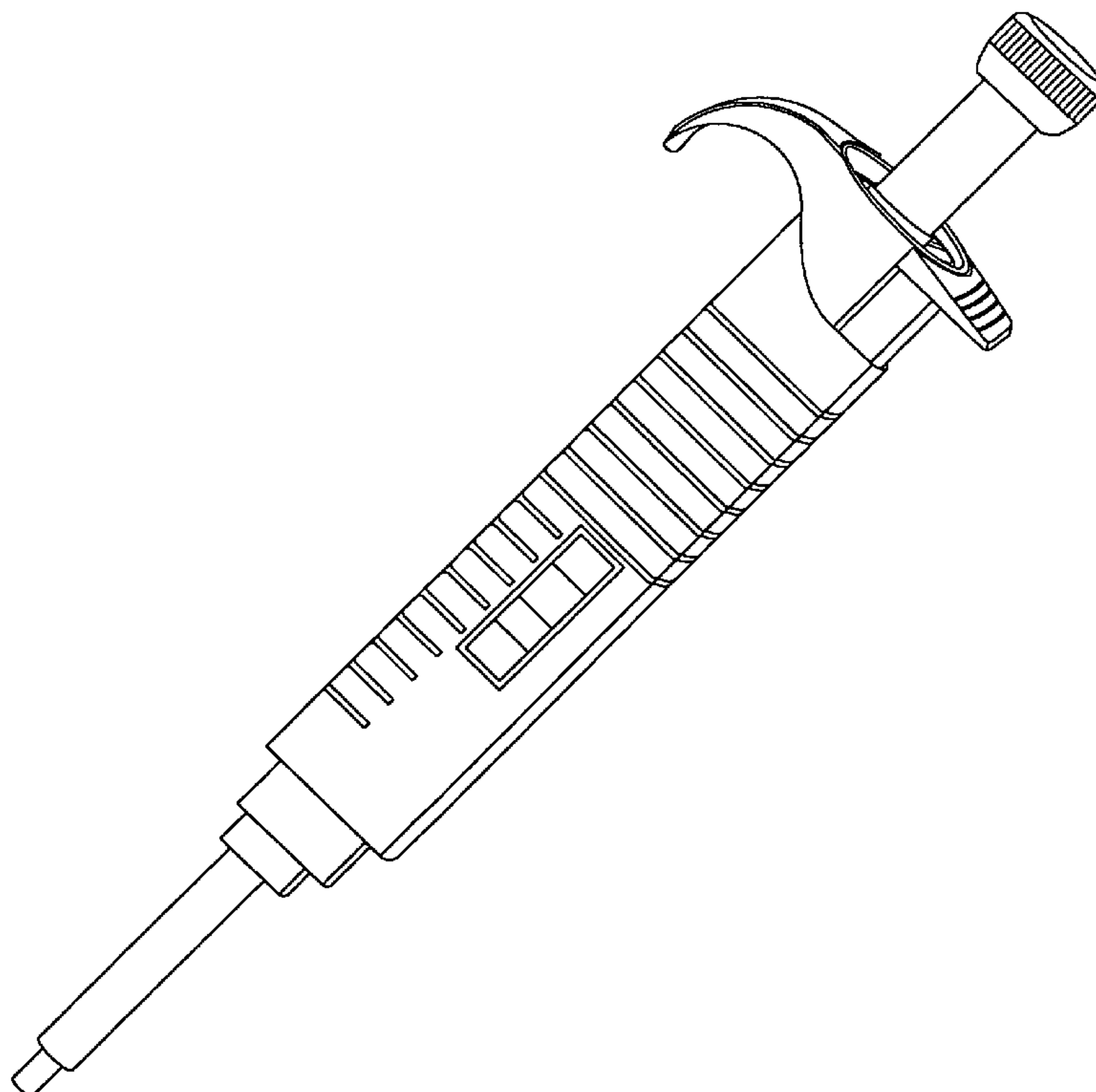
FIG. 4 is a rear elevational view thereof;

FIG. 5 is a front elevational view thereof;

FIG. 6 is a top plan view thereof; and,

FIG. 7 is a bottom plan view thereof.

1 Claim, 3 Drawing Sheets



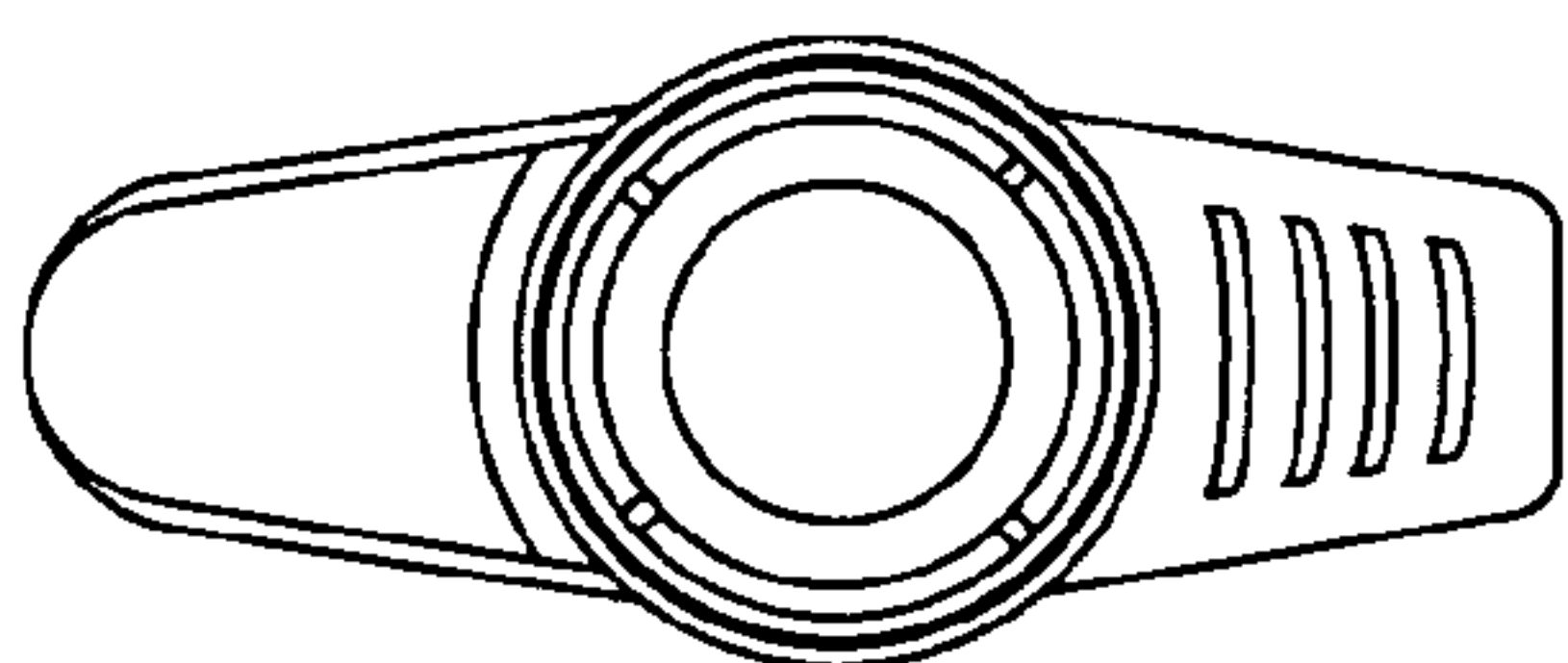


FIG. 6

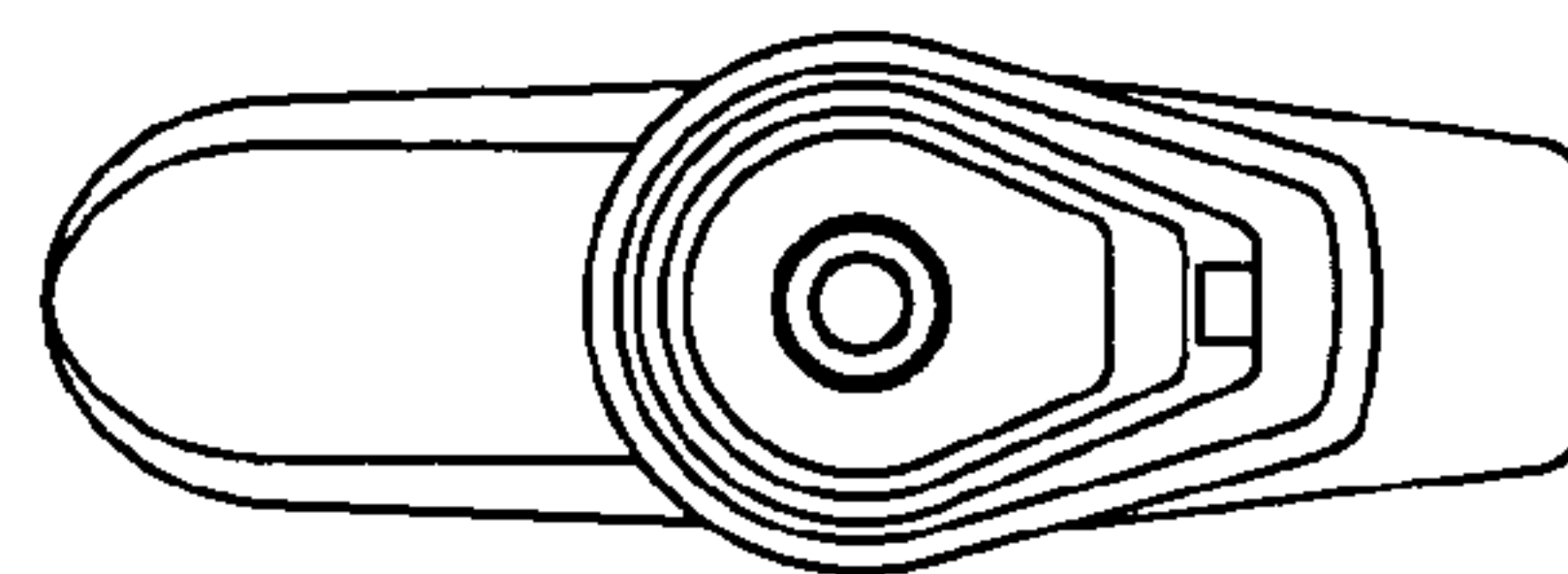


FIG. 7

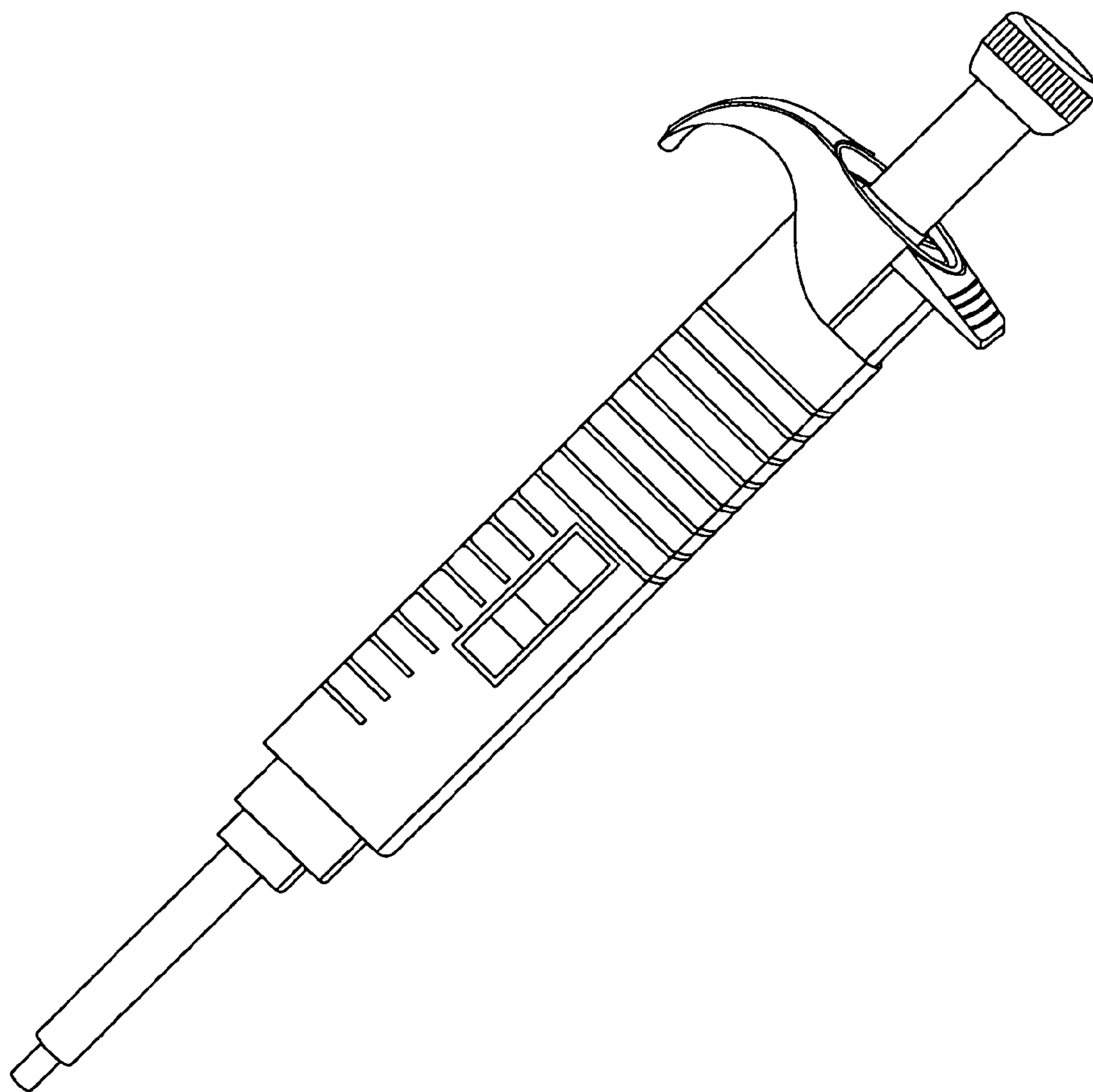


FIG. 1

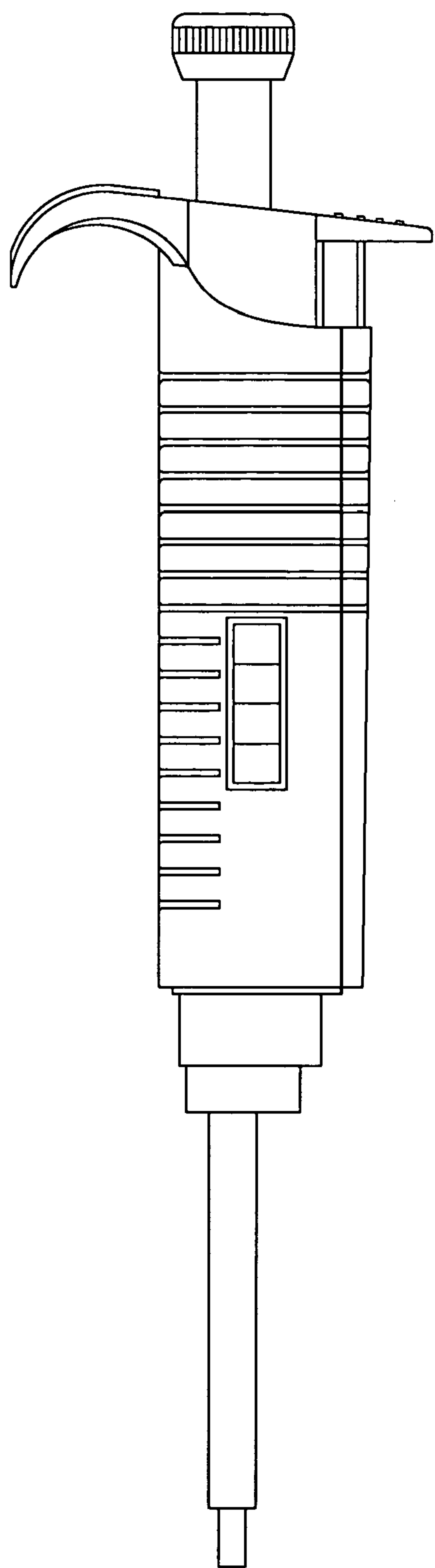


FIG. 2

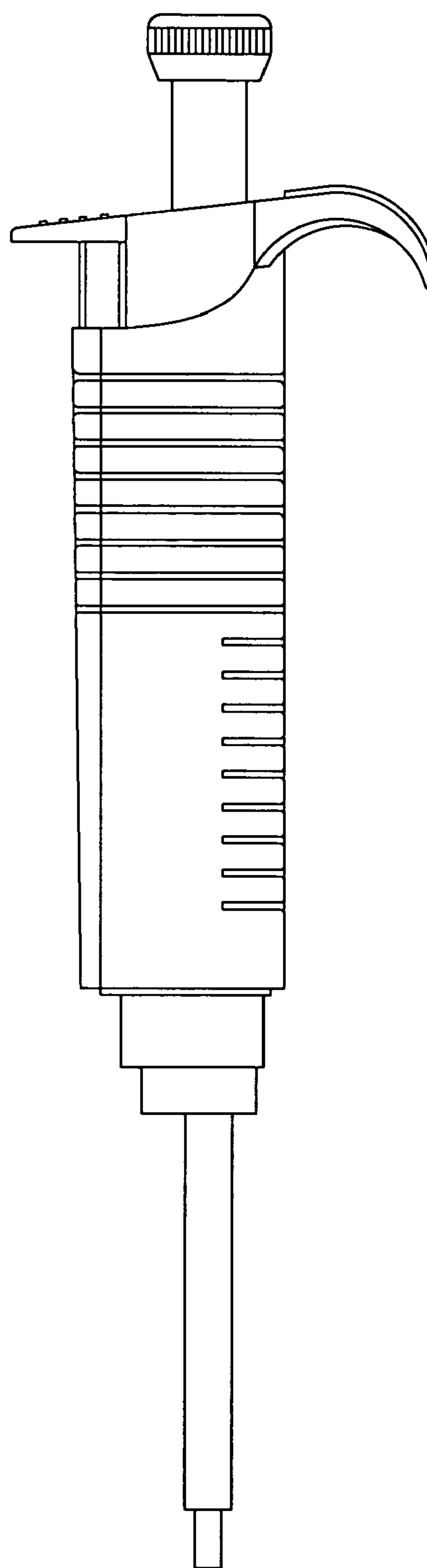


FIG. 3

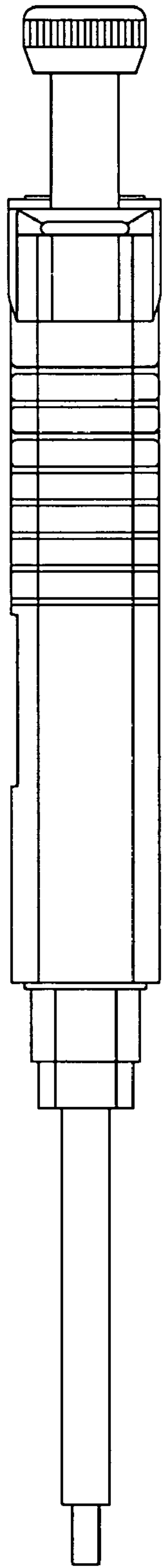


FIG. 4

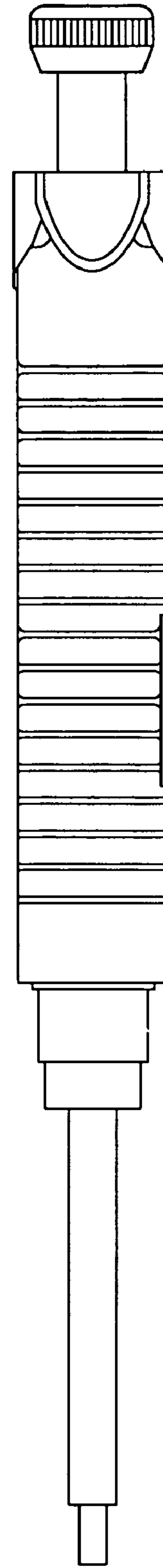


FIG. 5