

US00D592313S

(12) **United States Design Patent**
Levine

(10) **Patent No.:** **US D592,313 S**

(45) **Date of Patent:** **** May 12, 2009**

(54) **MASSAGER**

(76) **Inventor:** **Anthony Harris Levine**, 22250 Miston Dr., Woodland Hills, CA (US) 91364

(**) **Term:** **14 Years**

(21) **Appl. No.:** **29/299,369**

(22) **Filed:** **Dec. 21, 2007**

(30) **Foreign Application Priority Data**

Jul. 12, 2007 (CN) 200730159983.4

(51) **LOC (9) Cl.** **28-03**

(52) **U.S. Cl.** **D24/214**

(58) **Field of Classification Search** D24/200, D24/211, 214, 212, 101-104; 601/118, 128, 601/131, 134-137, 27, 28, 113, 119, 120, 601/121; D21/400, 570, 684; D11/1; 424/468-470
See application file for complete search history.

(56) **References Cited**

U.S. PATENT DOCUMENTS

3,345,265 A * 10/1967 Grodberg et al. D24/104
D249,551 S * 9/1978 Greenawalt D24/211
4,345,757 A * 8/1982 Lo Voi 601/120

D284,411 S * 6/1986 Taylor, Jr. D24/104
4,713,248 A * 12/1987 Kjornaes et al. D24/103
5,824,013 A * 10/1998 Allen 601/118
D499,153 S * 11/2004 Kuo D21/672
2004/0204664 A1 * 10/2004 Chu 601/121

* cited by examiner

Primary Examiner—Cathron C Brooks

Assistant Examiner—Melanie Levy

(74) *Attorney, Agent, or Firm*—Chen Yoshimura LLP

(57) **CLAIM**

The ornamental design for a massager, as shown and described.

DESCRIPTION

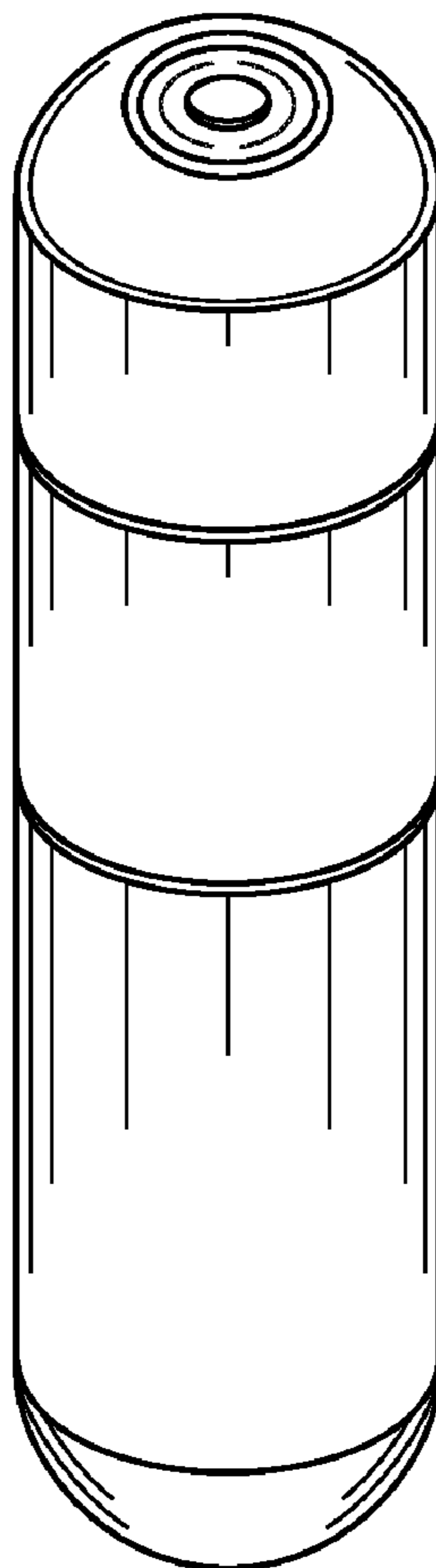
FIG. 1 is a front and top perspective view of a massager showing my new design;

FIG. 2 is a front elevational view thereof; the back, left side and right side elevational views are identical to the front elevational view;

FIG. 3 is a top plan view thereof; and,

FIG. 4 is a bottom plan view thereof.

1 Claim, 3 Drawing Sheets



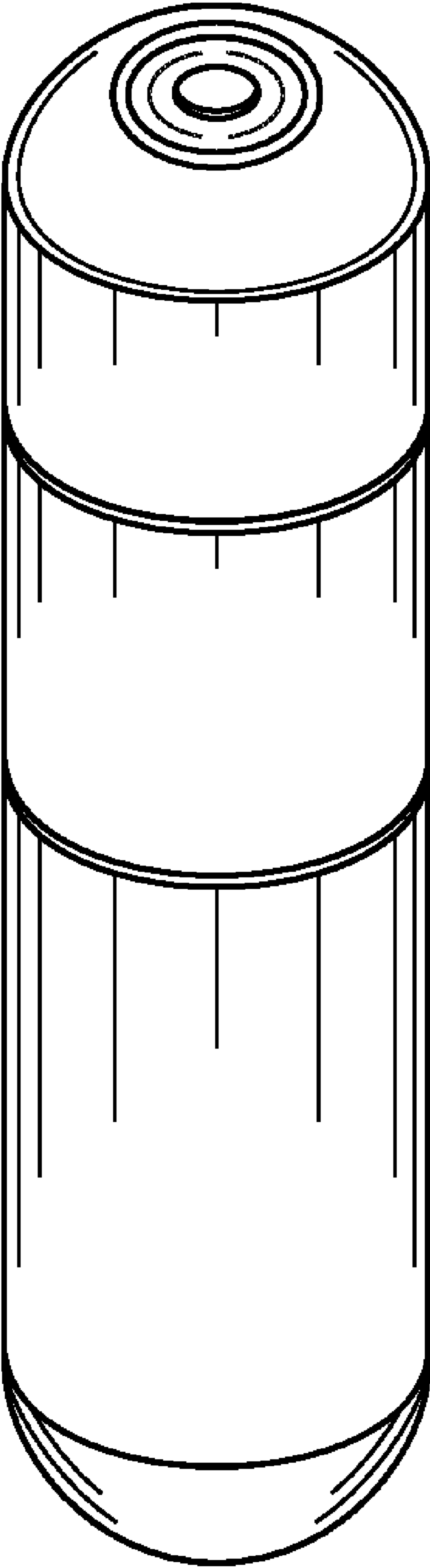


FIG. 1

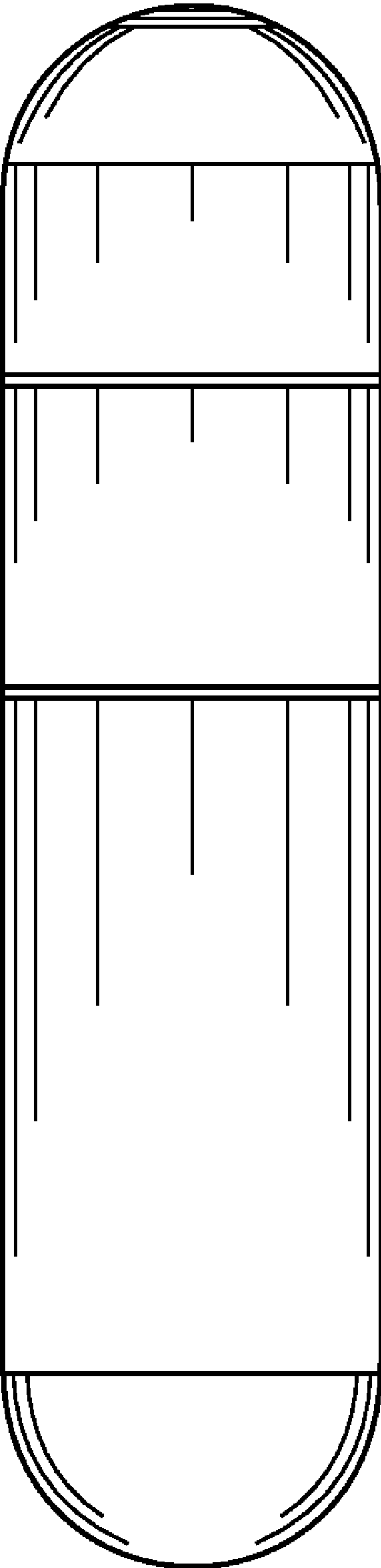


FIG. 2

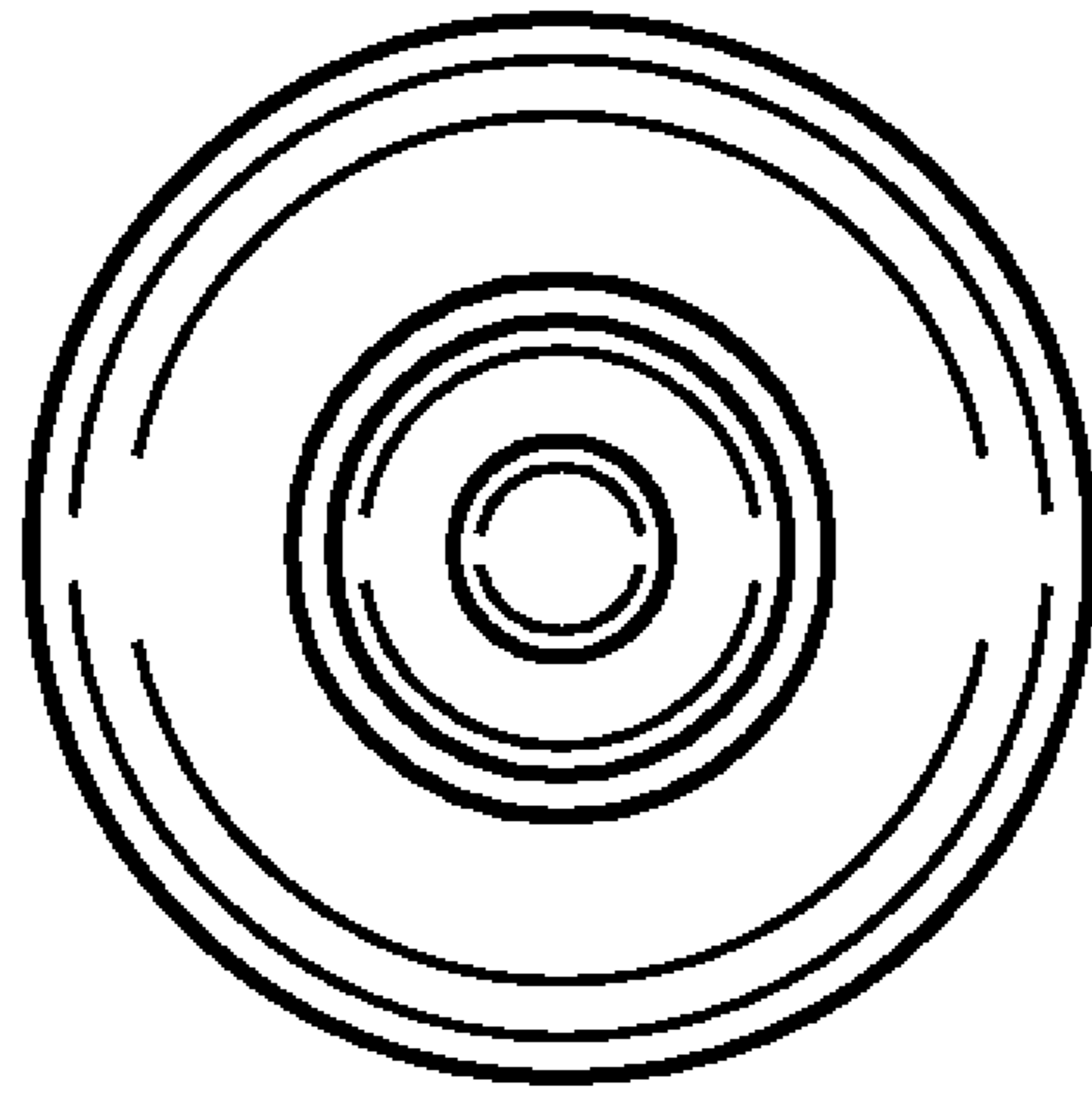


FIG. 3

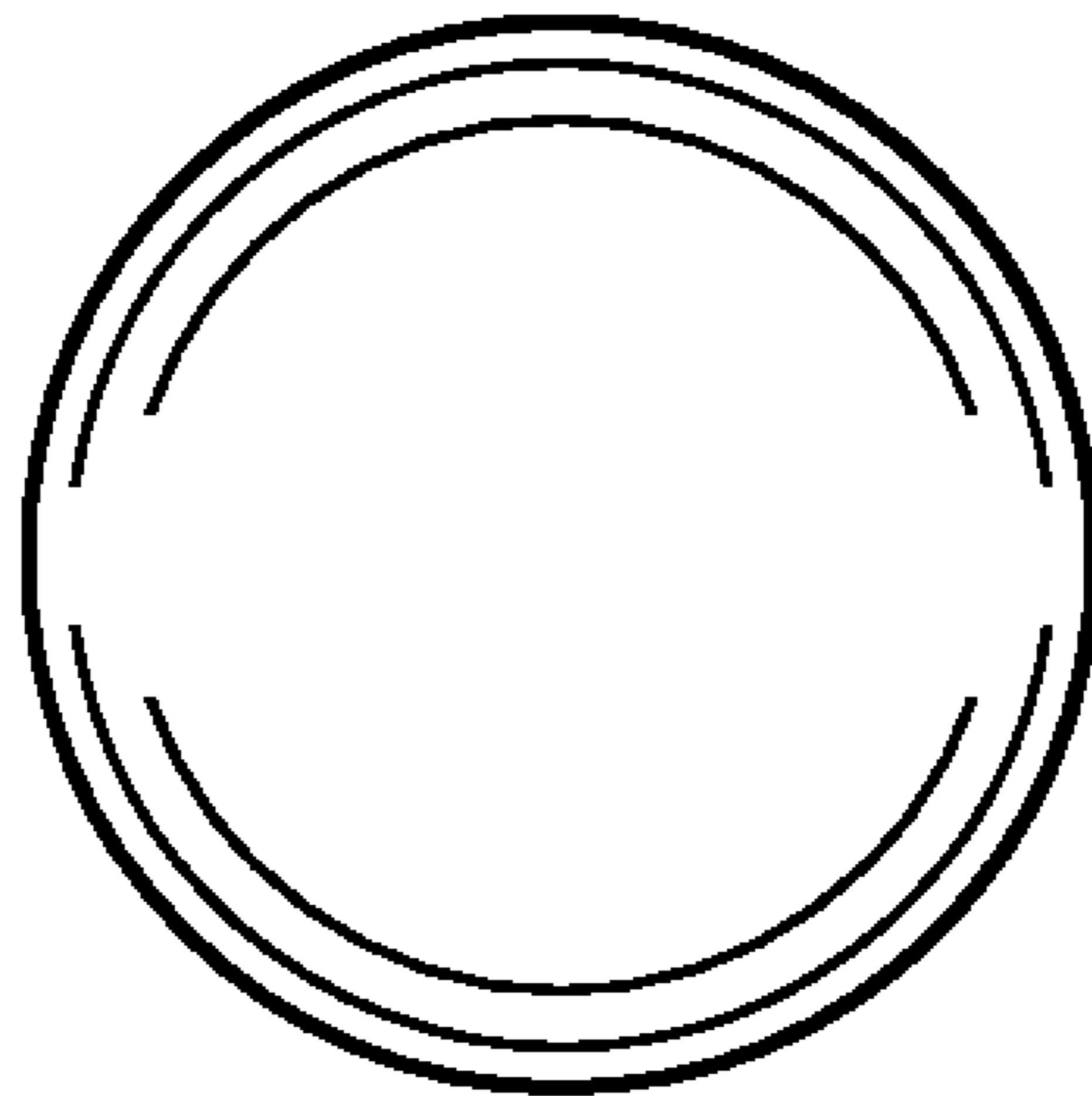


FIG. 4