

US00D592306S

(12) **United States Design Patent**
Bigelow et al.

(10) **Patent No.:** **US D592,306 S**

(45) **Date of Patent:** **** May 12, 2009**

(54) **LARYNGOSCOPE BLADE**

(76) Inventors: **Warren V. Bigelow**, 5712 Auto Club Cir., Bloomington, MN (US) 55437; **Zhongyong tong**, 3478 Chieri Pl., San Jose, CA (US) 95148; **Shengdong Qui**, Room A218, Top College of Shaoxing, Shaoxing (CN) 312000; **Qitao Lai**, Room D110, Top College of Shaoxing, Shaoxing (CN) 312000; **Yadi Zheng**, Room D202, Top College of Shaoxing, Shaoxing (CN) 312000

6,623,425 B2 *	9/2003	Cartledge et al.	600/195
D541,937 S *	5/2007	Yee	D24/137
2003/0092967 A1 *	5/2003	Fourie et al.	600/191
2005/0159649 A1 *	7/2005	Patel	600/194
2005/0240081 A1 *	10/2005	Eliachar	600/199
2007/0156022 A1 *	7/2007	Patel	600/199
2008/0004498 A1 *	1/2008	Pecherer	600/193

* cited by examiner

Primary Examiner—Ian Simmons
Assistant Examiner—Carissa C Fitts
(74) *Attorney, Agent, or Firm*—Norman B. Rainer

(**) Term: **14 Years**

(21) Appl. No.: **29/293,366**

(22) Filed: **Nov. 20, 2007**

(51) **LOC (9) Cl.** **24-02**

(52) **U.S. Cl.** **D24/137**

(58) **Field of Classification Search** D24/137,
D24/138; 600/184–199

See application file for complete search history.

(56) **References Cited**

U.S. PATENT DOCUMENTS

6,102,851 A *	8/2000	Mellin	600/199
6,231,505 B1 *	5/2001	Martin	600/194

(57) **CLAIM**

The ornamental design for a laryngoscope blade, as shown and described.

DESCRIPTION

FIG. 1 is a perspective top and right side view of a laryngoscope blade showing my new design;

FIG. 2 is a right side view thereof;

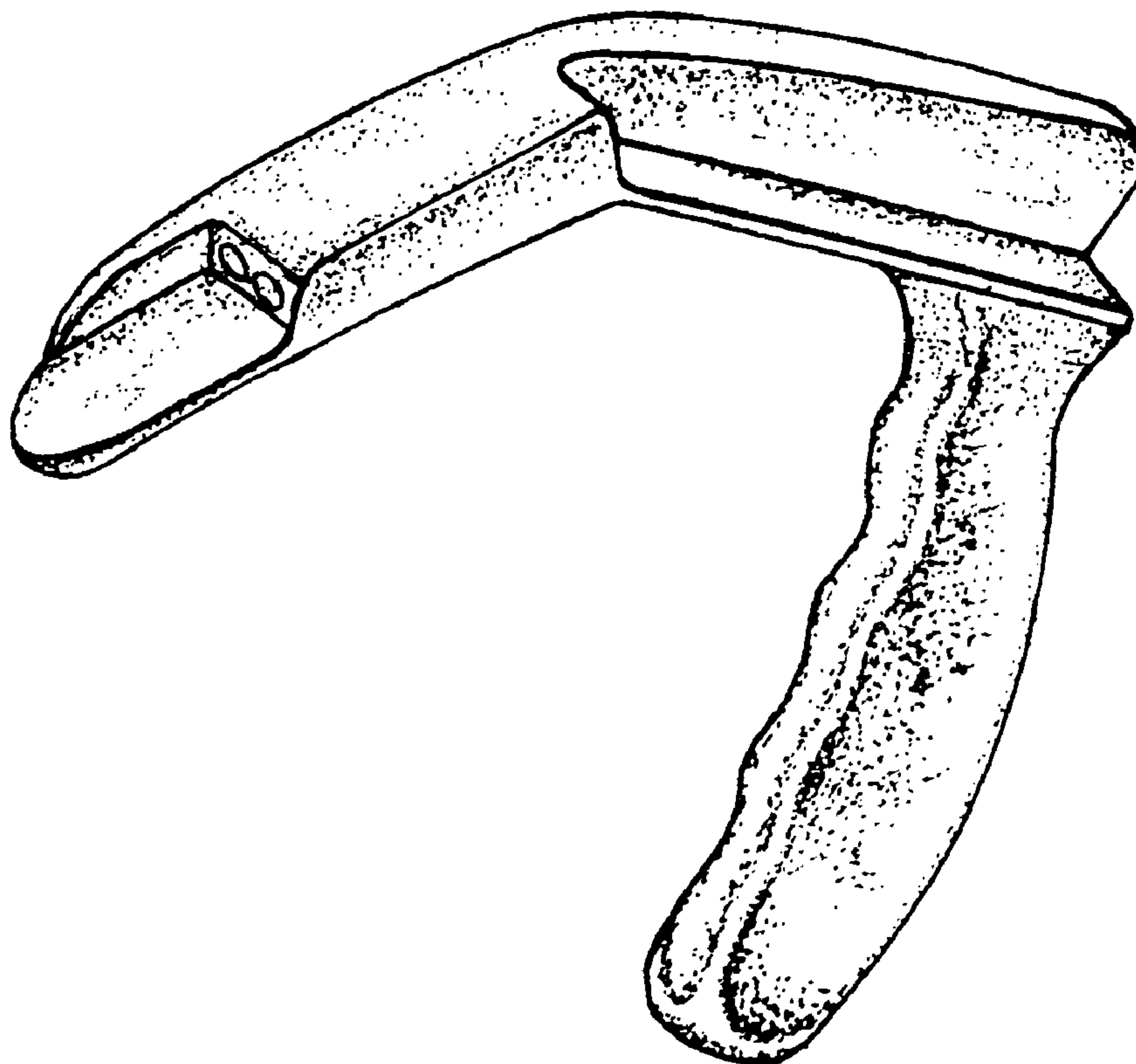
FIG. 3 is a top view thereof;

FIG. 4 is a left side view thereof;

FIG. 5 is a front view thereof; and,

FIG. 6 is a rear view thereof.

1 Claim, 3 Drawing Sheets



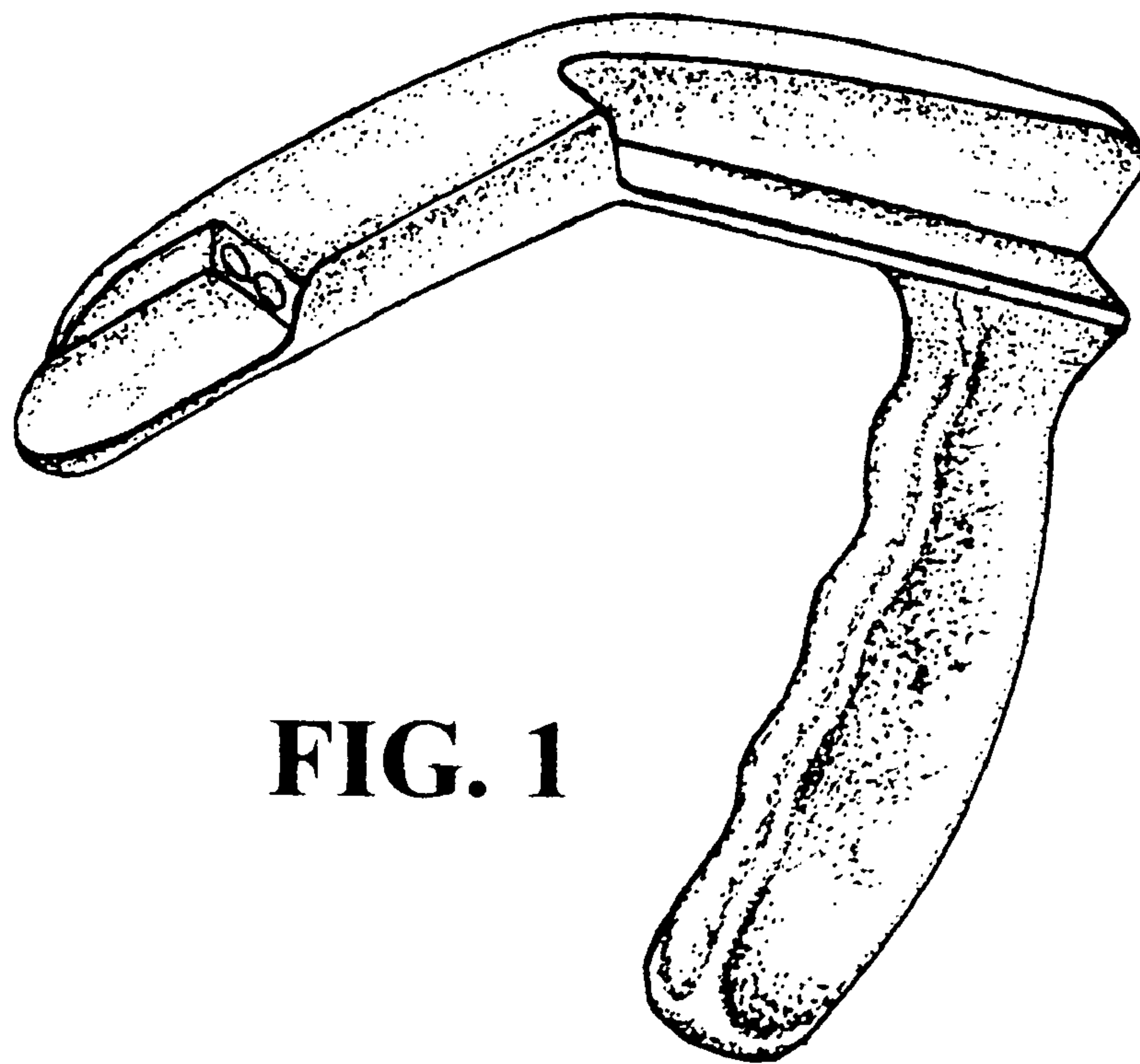


FIG. 1

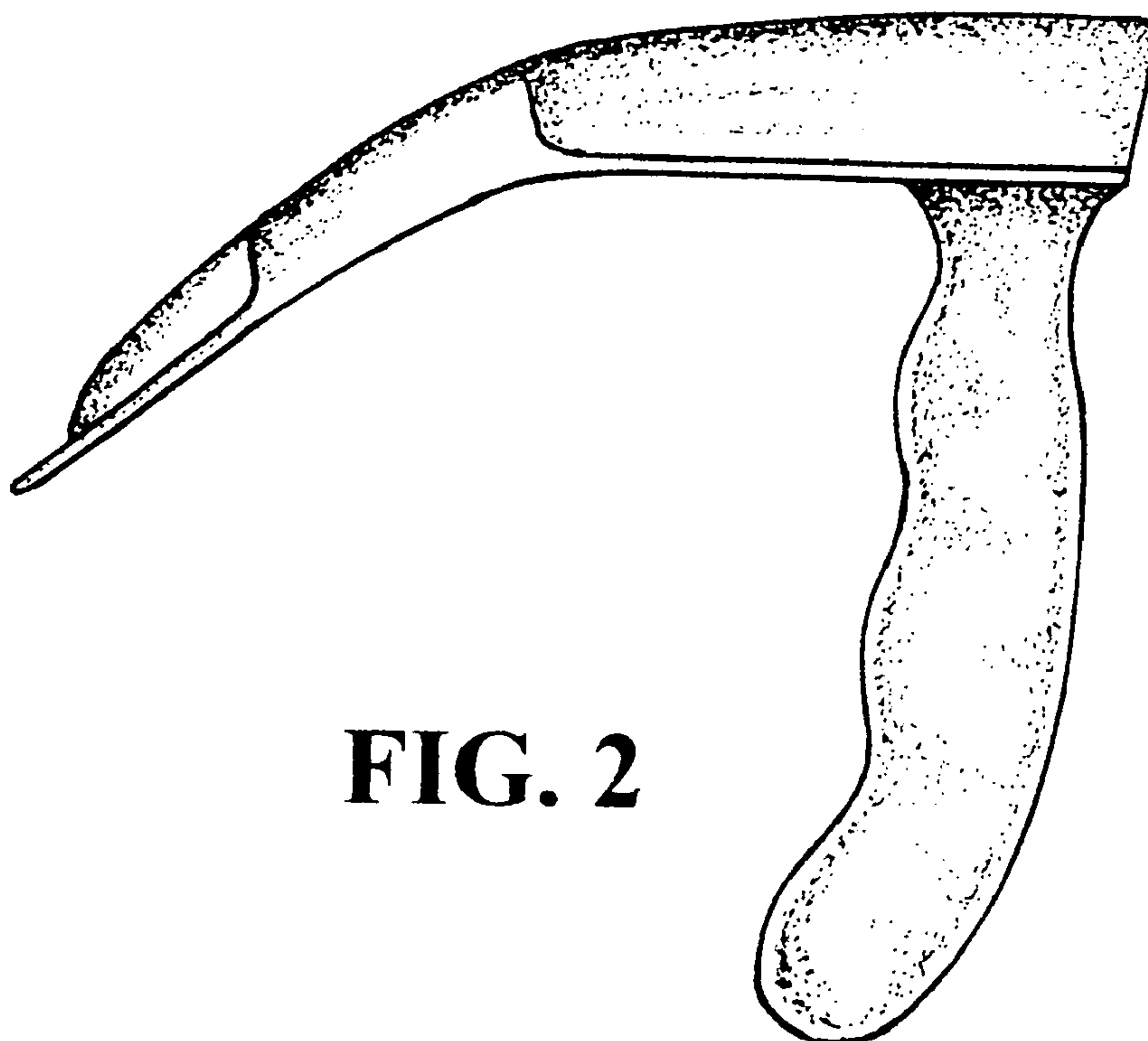


FIG. 2



FIG. 3

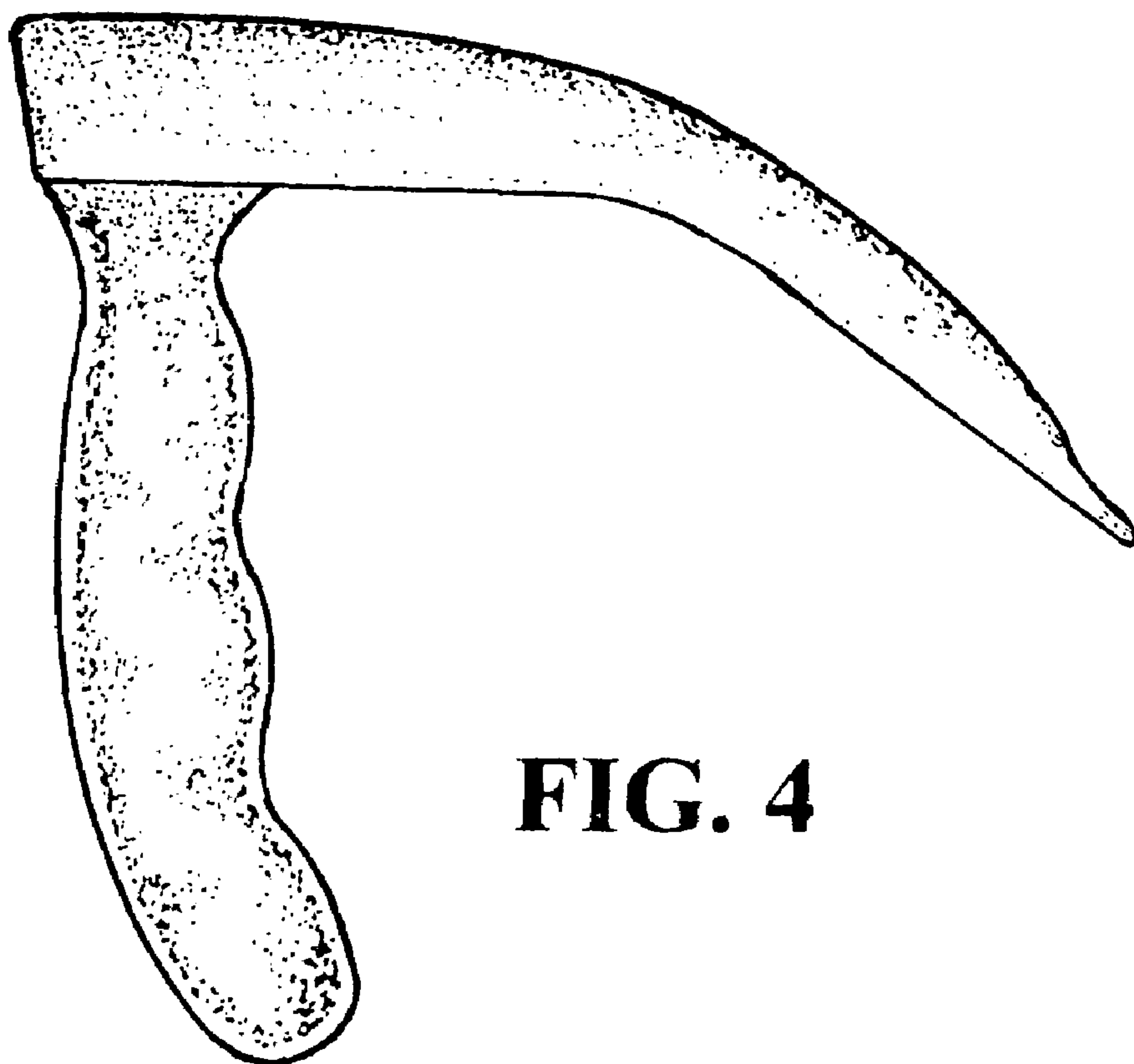


FIG. 4



FIG. 5




FIG. 6