

US00D592296S

(12) **United States Design Patent**  
**Campbell et al.**

(10) **Patent No.:** **US D592,296 S**

(45) **Date of Patent:** **\*\* May 12, 2009**

(54) **AIR PURIFIER HOUSING**

(75) Inventors: **Glennbruce S. Campbell**, Memphis, TN  
(US); **Robert Schultz**, Memphis, TN  
(US); **Nicole A. Moody**, Memphis, TN  
(US)

(73) Assignee: **Hunter Fan Company**, Memphis, TN  
(US)

(\*\*) Term: **14 Years**

(21) Appl. No.: **29/297,528**

(22) Filed: **Nov. 13, 2007**

(51) **LOC (9) Cl.** ..... **23-04**

(52) **U.S. Cl.** ..... **D23/364**

(58) **Field of Classification Search** ..... D23/364,  
D23/355, 356, 359, 360, 362, 352, 366, 369,  
D23/332, 333, 335, 336, 342, 351; 422/120,  
422/122; 55/356, 473, 504; 96/97; D14/188,  
D14/170, 172; 261/DIG. 17, DIG. 65, DIG. 88,  
261/DIG. 31

See application file for complete search history.

(56) **References Cited**

**U.S. PATENT DOCUMENTS**

D245,787 S	*	9/1977	Rhodes	.....	D23/369
D277,780 S	*	2/1985	Horst et al.	.....	D23/335
D327,737 S	*	7/1992	Sanchez	.....	D23/351
D353,662 S	*	12/1994	Patton et al.	.....	D23/335
D356,636 S	*	3/1995	Kunze	.....	D23/366
D395,704 S		6/1998	Thomas et al.		
D396,097 S		7/1998	Thomas et al.		
D402,022 S		12/1998	Termeer et al.		
D402,745 S		12/1998	Termeer et al.		

D428,979 S	*	8/2000	Cox et al.	.....	D23/356
D451,182 S		11/2001	Tsuji		
D451,990 S	*	12/2001	Millet	.....	D23/366
D462,431 S	*	9/2002	Bunce et al.	.....	D23/366
D488,854 S		4/2004	Stauffer		
D499,476 S	*	12/2004	Holderfield et al.	.....	D23/364
D500,848 S	*	1/2005	Holderfield et al.	.....	D23/364
D509,578 S	*	9/2005	Yao	.....	D23/364
D550,342 S		9/2007	Campbell		
D560,788 S	*	1/2008	Farrell et al.	.....	D23/366
D565,159 S	*	3/2008	Shin et al.	.....	D23/356

\* cited by examiner

*Primary Examiner*—T. Chase Nelson

*Assistant Examiner*—David G Muller

(74) *Attorney, Agent, or Firm*—Baker Donelson et al.

(57) **CLAIM**

The ornamental design for a air purifier housing, as shown and described.

**DESCRIPTION**

FIG. 1 is a perspective view of a air purifier housing showing our new design.

FIG. 2 is a rear view thereof.

FIG. 3 is a front view thereof.

FIG. 4 is a left side view thereof, the right side view being a mirror image thereof.

FIG. 5 is a top view thereof; and,

FIG. 6 is a bottom view thereof.

The features shown in broken lines and areas within broken line boundaries depict portions of the air purifier housing that form no part of the claimed design.

**1 Claim, 6 Drawing Sheets**

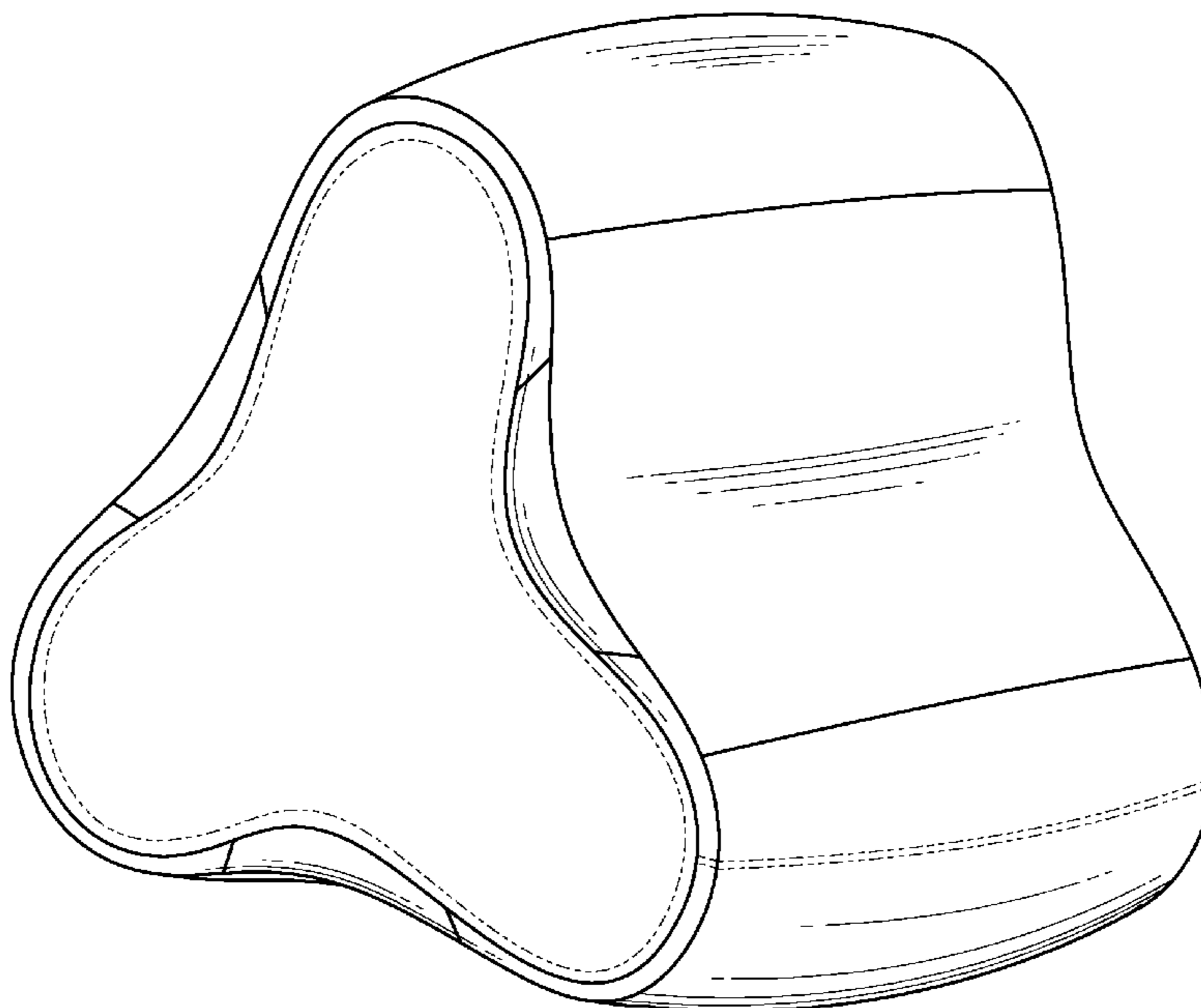


Fig. 1

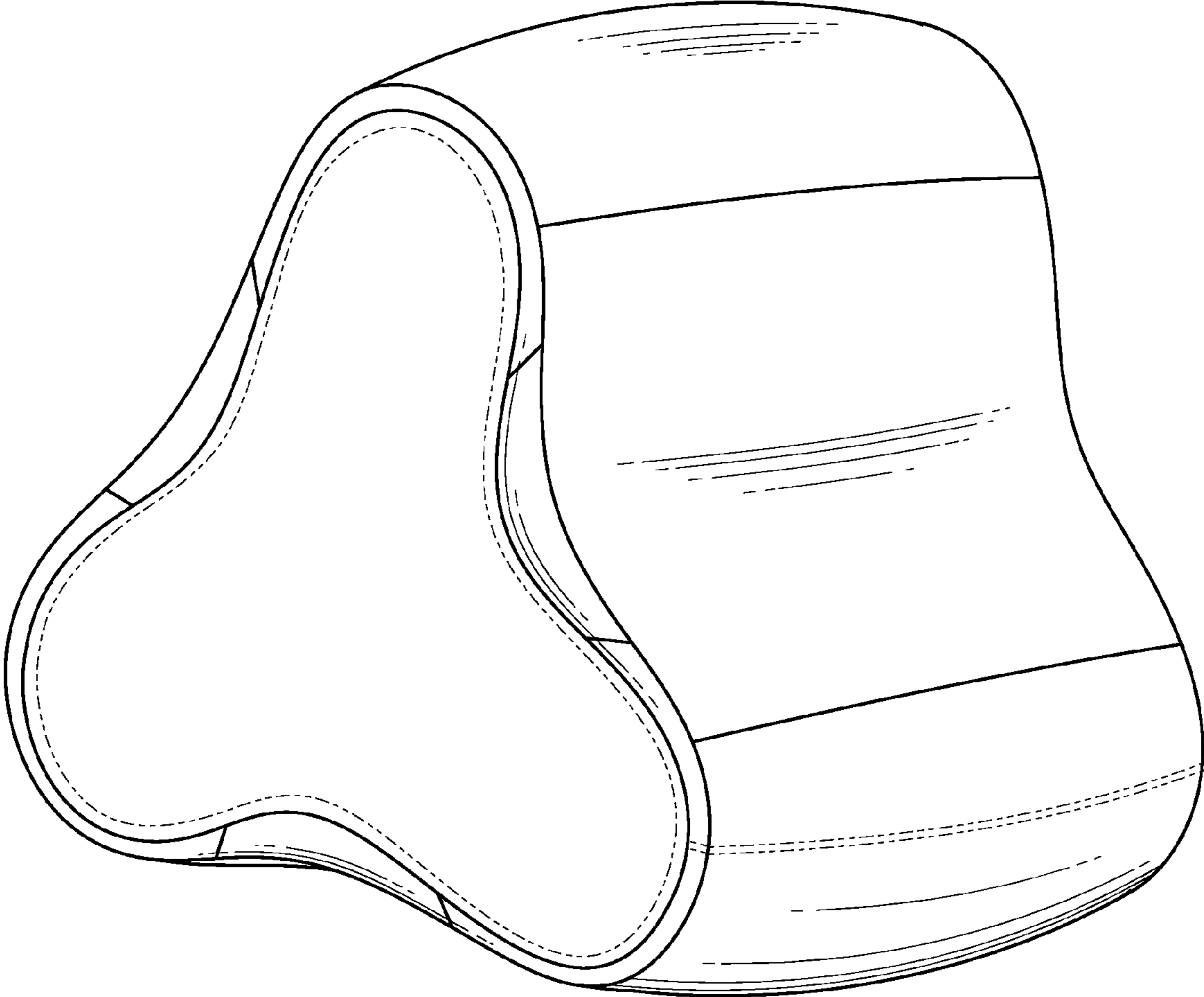


Fig. 2

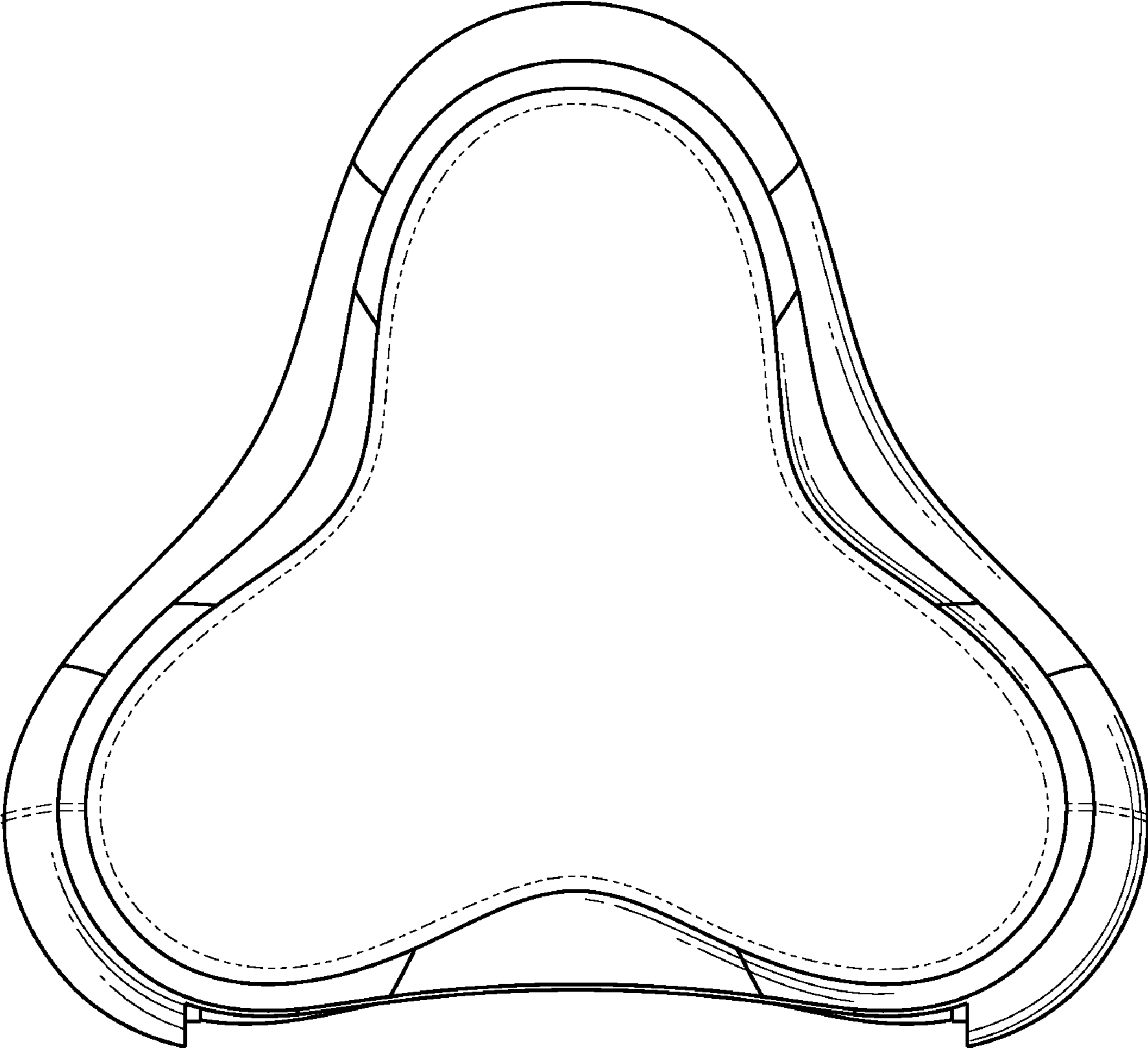


Fig. 3

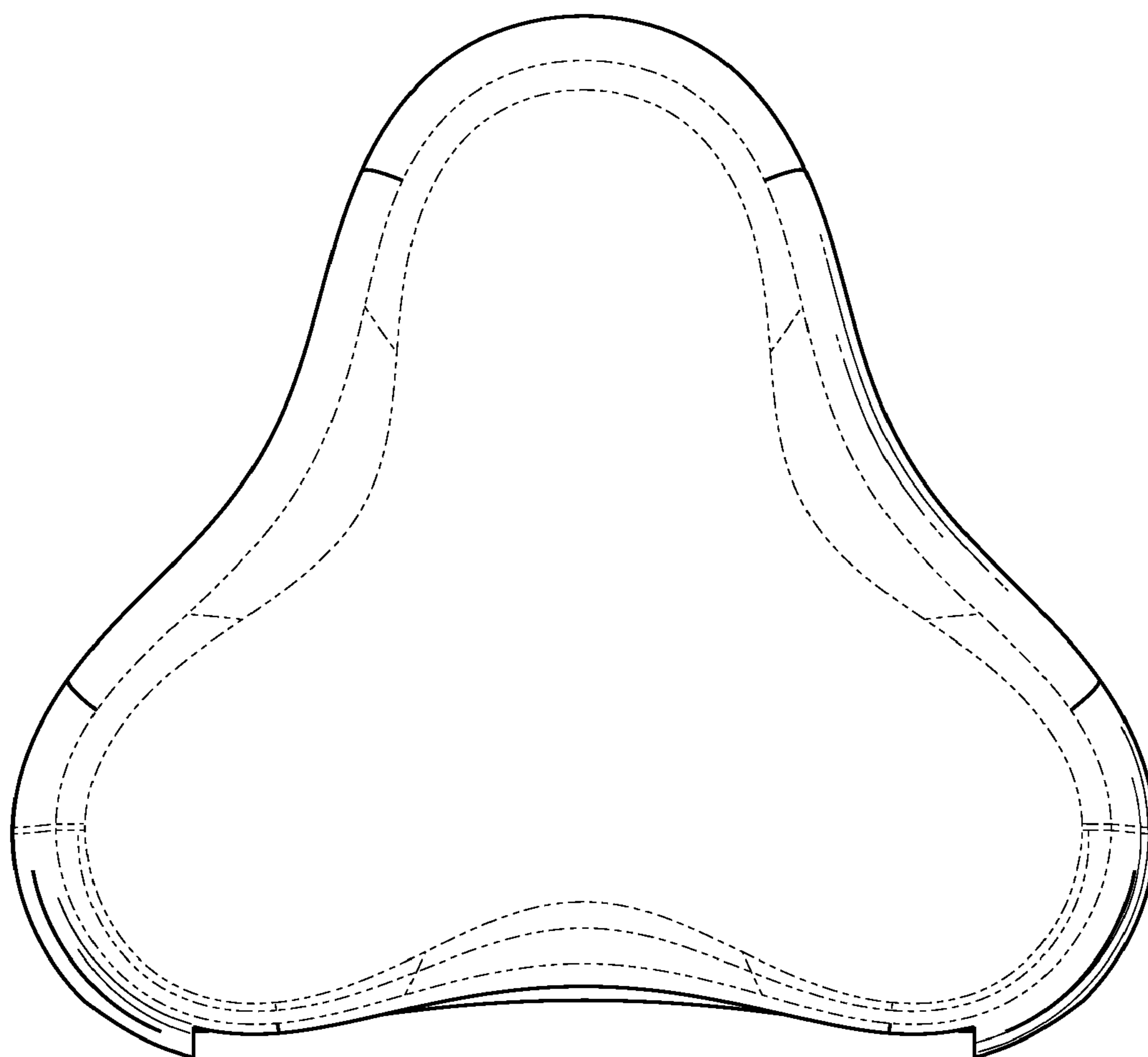


Fig. 4

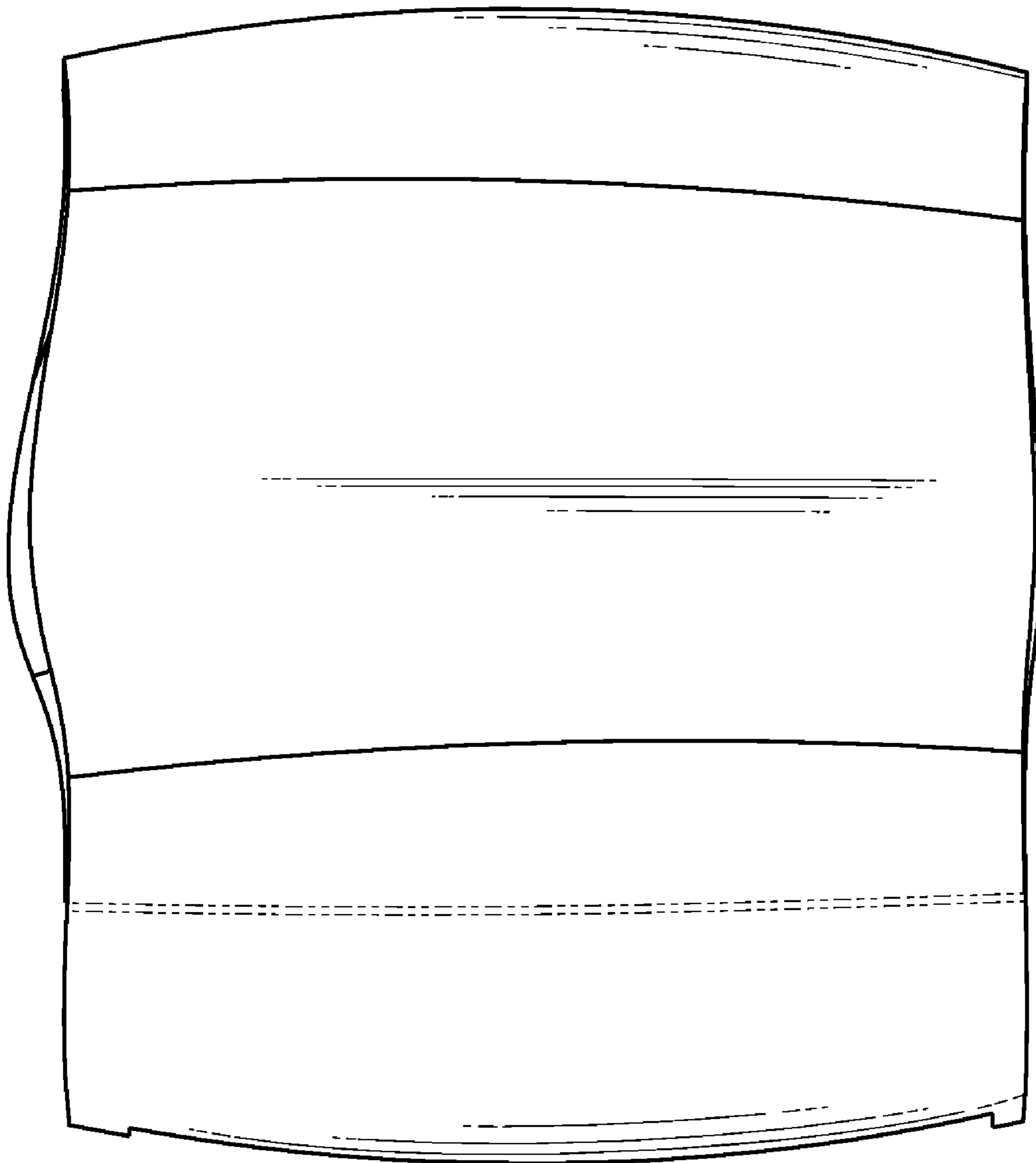


Fig. 5

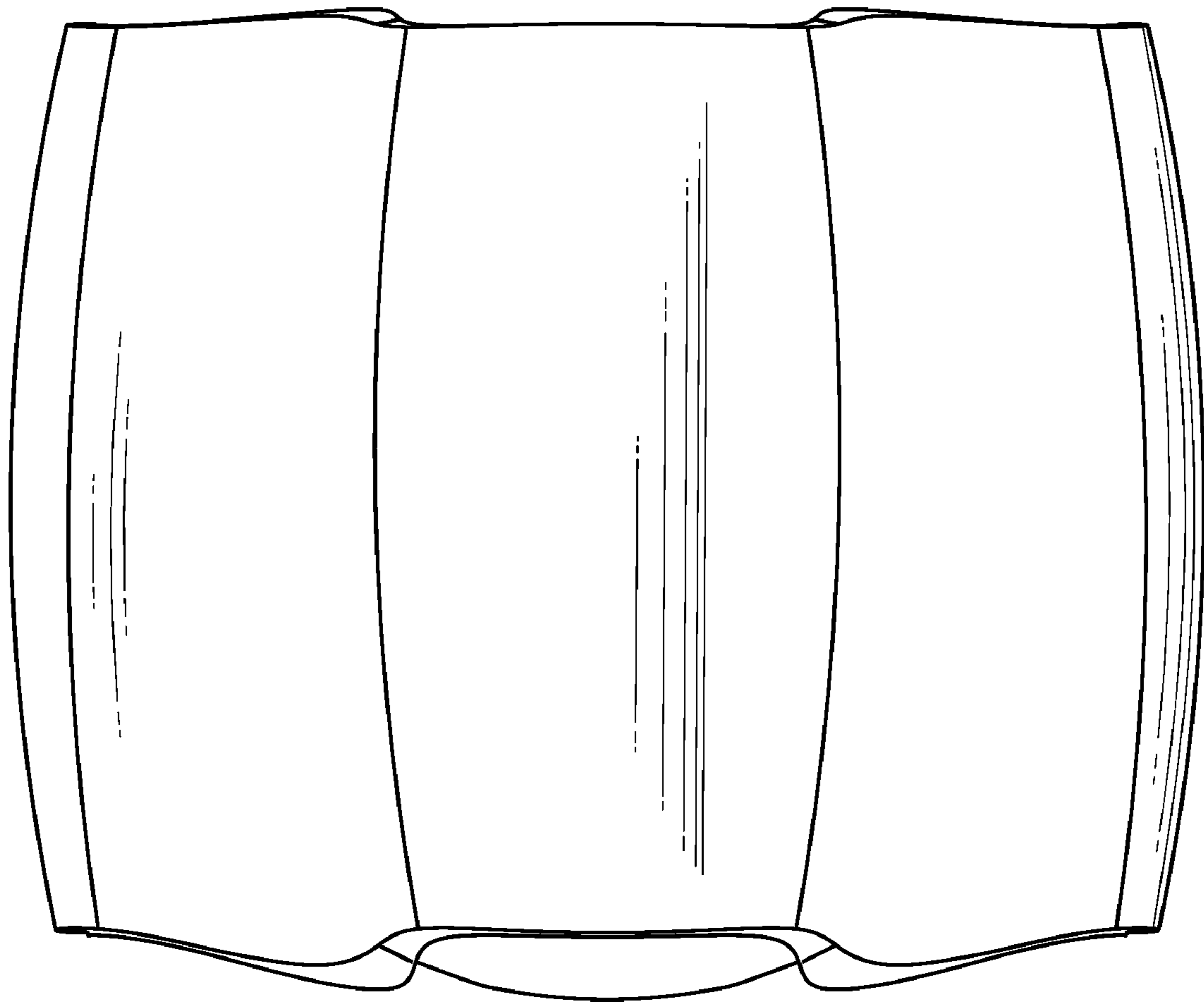


Fig. 6

