



US00D592283S

(12) **United States Design Patent**  
**Eilmus**

(10) **Patent No.:** **US D592,283 S**

(45) **Date of Patent:** **\*\* May 12, 2009**

(54) **PLUMBING FITTING**

(75) Inventor: **Niels J. Eilmus**, Sheboygan, WI (US)

(73) Assignee: **Kohler Co.**, Kohler, WI (US)

(\*\*) Term: **14 Years**

(21) Appl. No.: **29/327,743**

(22) Filed: **Nov. 12, 2008**

**Related U.S. Application Data**

(62) Division of application No. 29/295,488, filed on Sep. 28, 2007, now Pat. No. Des. 585,529.

(51) **LOC (9) Cl.** ..... **23-01**

(52) **U.S. Cl.** ..... **D23/252**

(58) **Field of Classification Search** ..... D23/250–252,  
D23/255–257, 238–243; 4/675–678; 137/801  
See application file for complete search history.

(56) **References Cited**

**U.S. PATENT DOCUMENTS**

D510,613 S	10/2005	Lammel et al.
D531,270 S	10/2006	Smith
D541,382 S	4/2007	Hoernig
D541,910 S	5/2007	Gilbert
D567,910 S	4/2008	Shieh

**OTHER PUBLICATIONS**

Kallista. “Michael S. Smith—For Loft Kitchen Faucet, Wristblade Handles”. Kallista online catalog. Copyright 2007 Kallista.

Franz Viegener. “Temple” Catalog page. Edition No. 1, Mar. 2002.

*Primary Examiner*—Robert A Delehanty

(74) *Attorney, Agent, or Firm*—Quarles & Brady LLP

(57) **CLAIM**

The ornamental design for a plumbing fitting, as shown and described.

**DESCRIPTION**

In a preferred embodiment, the nature of this product is a plumbing fitting in the form of a faucet handle.

FIG. 1 is a right, top, front perspective view of a plumbing fitting according to my new design;

FIG. 2 is a front elevational view thereof;

FIG. 3 is a top plan view thereof;

FIG. 4 is a rear elevational view thereof;

FIG. 5 is a bottom plan view thereof;

FIG. 6 is a right side elevational view thereof;

FIG. 7 is a left side elevational view thereof; and,

FIG. 8 is a left, top, front perspective view of a plumbing fitting according to another embodiment of my new design, the front elevational, top plan, rear elevational, bottom plan, right side elevational and left side elevational views thereof being mirror images of FIGS. 2–7, respectively.

The broken line representations in the figures are for the purpose of illustration only, and form no part of the claimed design.

**1 Claim, 1 Drawing Sheet**

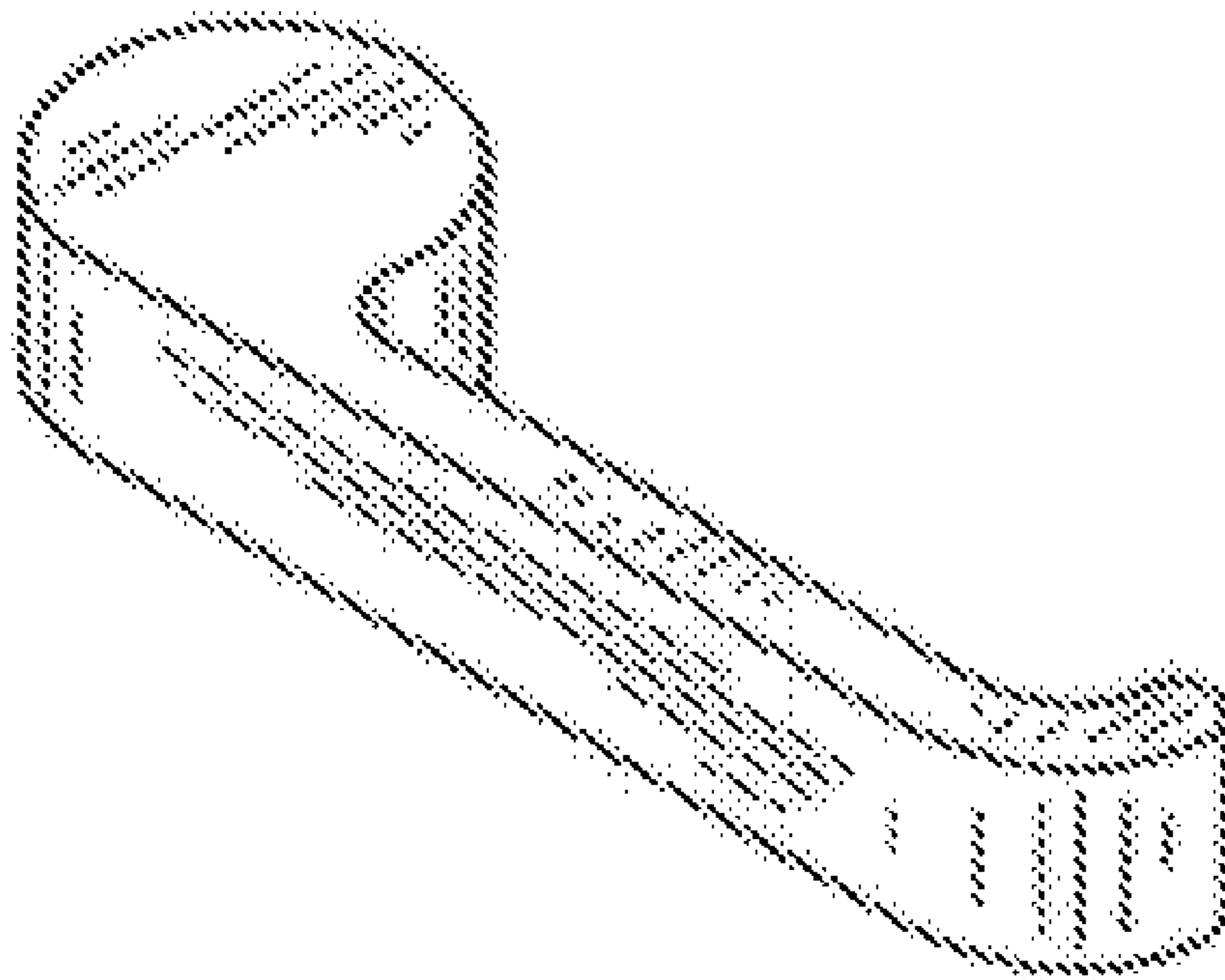


FIG. 1

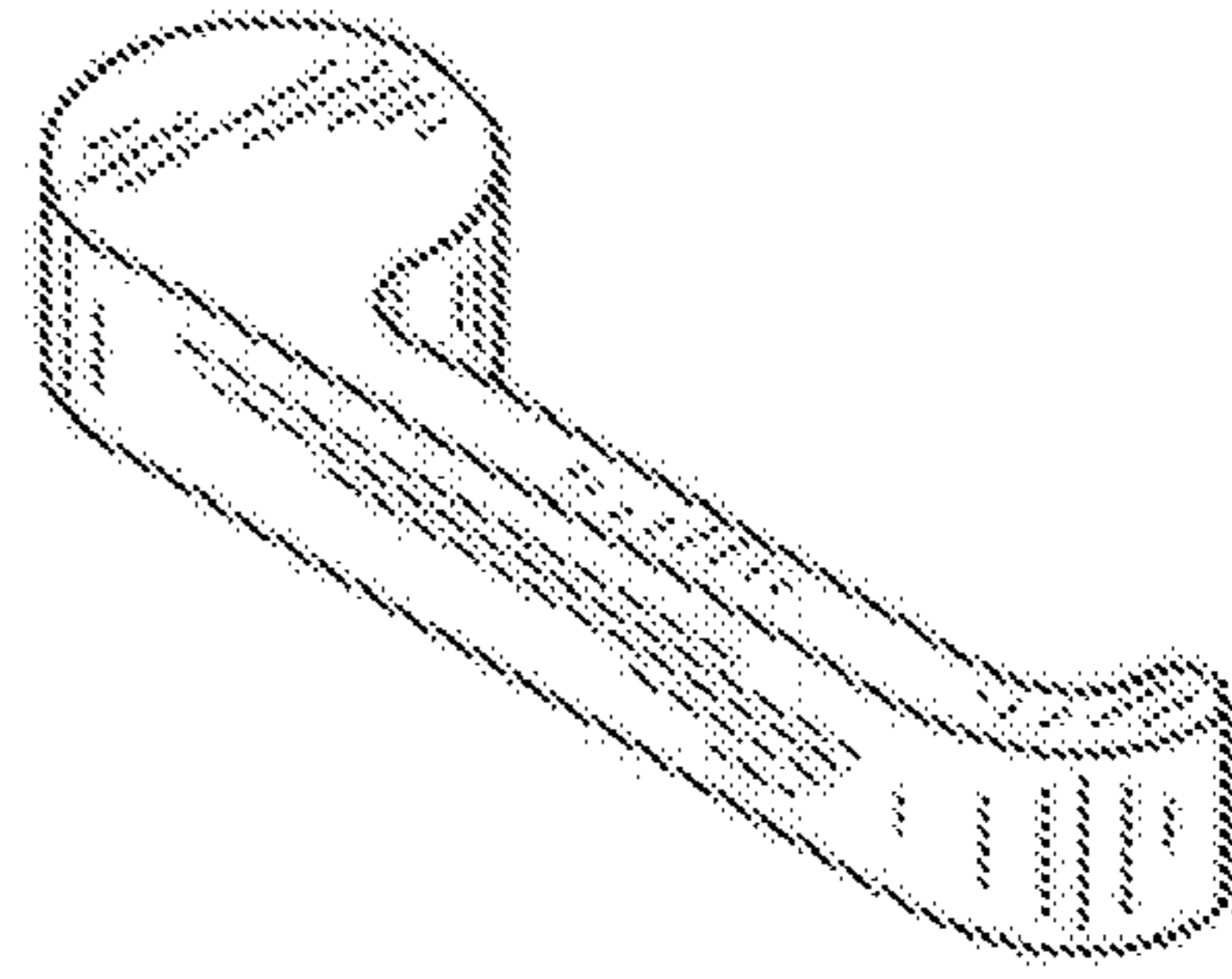


FIG. 2




FIG. 3




FIG. 6

FIG. 4




FIG. 7

FIG. 5


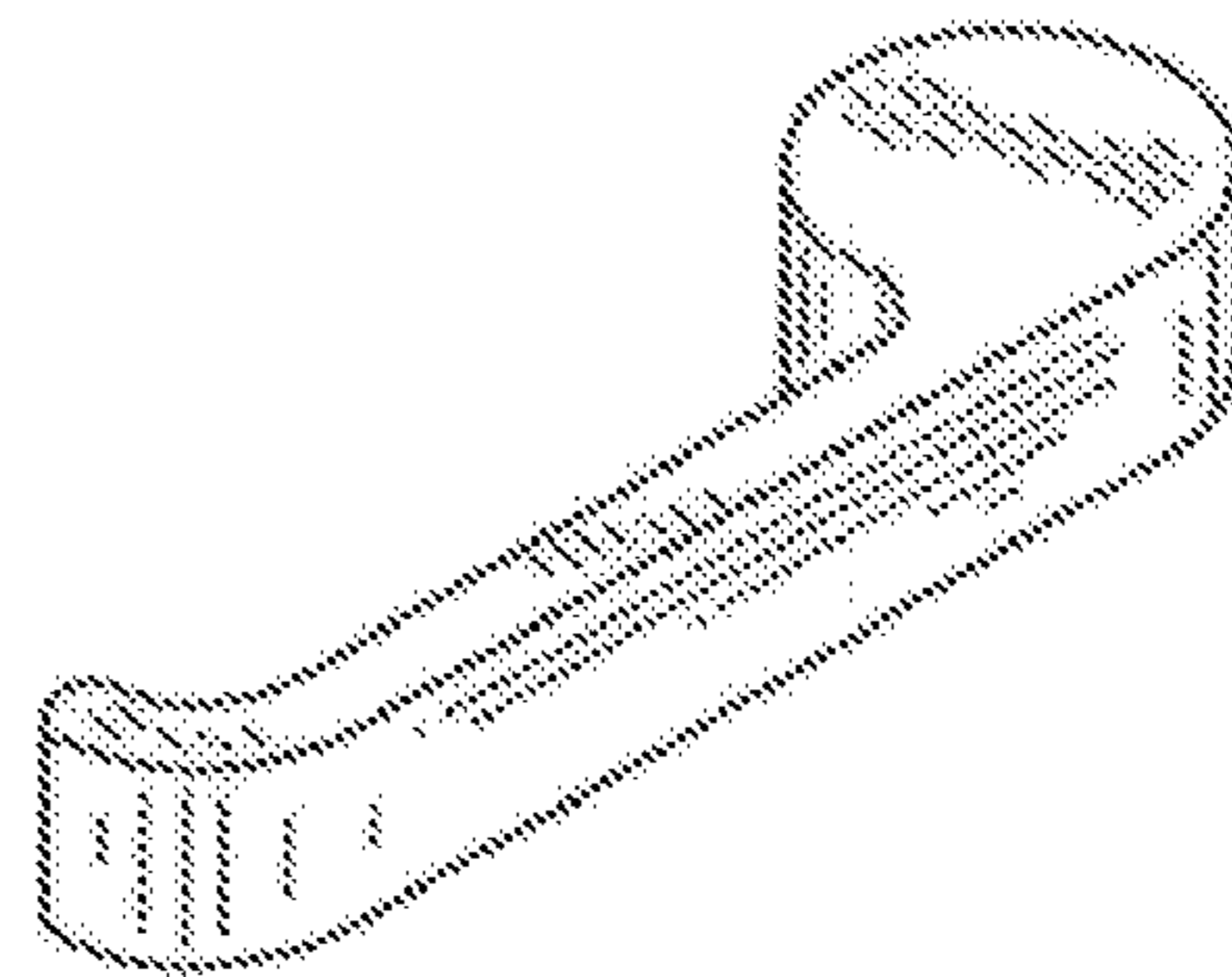


FIG. 8



UNITED STATES PATENT AND TRADEMARK OFFICE  
**CERTIFICATE OF CORRECTION**

PATENT NO. : D592,283 S  
APPLICATION NO. : 29/327743  
DATED : May 12, 2009  
INVENTOR(S) : Niels J. Eilmus

Page 1 of 3

It is certified that error appears in the above-identified patent and that said Letters Patent is hereby corrected as shown below:

The title page showing the illustrative figure should be deleted to be replaced with the attached title page.

In the drawing sheet, consisting of Figs. 1-8, should be deleted to be replaced with the drawing sheet, consisting of Figs. 1-8, as shown on the attached page.

Signed and Sealed this  
Fourth Day of October, 2011

A handwritten signature in black ink that reads "David J. Kappos". The signature is written in a cursive style with a large initial "D" and "K".

David J. Kappos  
*Director of the United States Patent and Trademark Office*



(12) **United States Design Patent**  
**Eilmus**

(10) **Patent No.:** **US D592,283 S**  
(45) **Date of Patent:** **\*\* May 12, 2009**

(54) **PLUMBING FITTING**

(75) **Inventor:** **Niels J. Eilmus**, Sheboygan, WI (US)

(73) **Assignee:** **Kohler Co.**, Kohler, WI (US)

(\*\*) **Term:** **14 Years**

(21) **Appl. No.:** **29/327,743**

(22) **Filed:** **Nov. 12, 2008**

**Related U.S. Application Data**

(62) Division of application No. 29/295,488, filed on Sep. 28, 2007, now Pat. No. Des. 585,529.

(51) **LOC (9) Cl.** ..... **23-01**

(52) **U.S. Cl.** ..... **D23/252**

(58) **Field of Classification Search** ..... **D23/250-252,**  
**D23/255-257, 238-243; 4/675-678; 137/801**  
See application file for complete search history.

(56) **References Cited**

**U.S. PATENT DOCUMENTS**

D510,613 S	10/2005	Lammel et al.
D531,270 S	10/2006	Smith
D541,382 S	4/2007	Hoernig
D541,910 S	5/2007	Gilbert
D567,910 S	4/2008	Shieh

**OTHER PUBLICATIONS**

Kallista. "Michael S. Smith—For Loft Kitchen Faucet, Wristblade Handles". Kallista online catalog. Copyright 2007 Kallista.

Franz Viegener. "Temple" Catalog page. Edition No. 1, Mar. 2002.

*Primary Examiner*—Robert A Delehanty  
(74) *Attorney, Agent, or Firm*—Quarles & Brady LLP

(57) **CLAIM**

The ornamental design for a plumbing fitting, as shown and described.

**DESCRIPTION**

In a preferred embodiment, the nature of this product is a plumbing fitting in the form of a faucet handle.

FIG. 1 is a right, top, front perspective view of a plumbing fitting according to my new design;

FIG. 2 is a front elevational view thereof;

FIG. 3 is a top plan view thereof;

FIG. 4 is a rear elevational view thereof;

FIG. 5 is a bottom plan view thereof;

FIG. 6 is a right side elevational view thereof;

FIG. 7 is a left side elevational view thereof; and,

FIG. 8 is a left, top, front perspective view of a plumbing fitting according to another embodiment of my new design, the front elevational, top plan, rear elevational, bottom plan, right side elevational and left side elevational views thereof being mirror images of FIGS. 2-7, respectively.

The broken line representations in the figures are for the purpose of illustration only, and form no part of the claimed design.

**1 Claim, 1 Drawing Sheet**

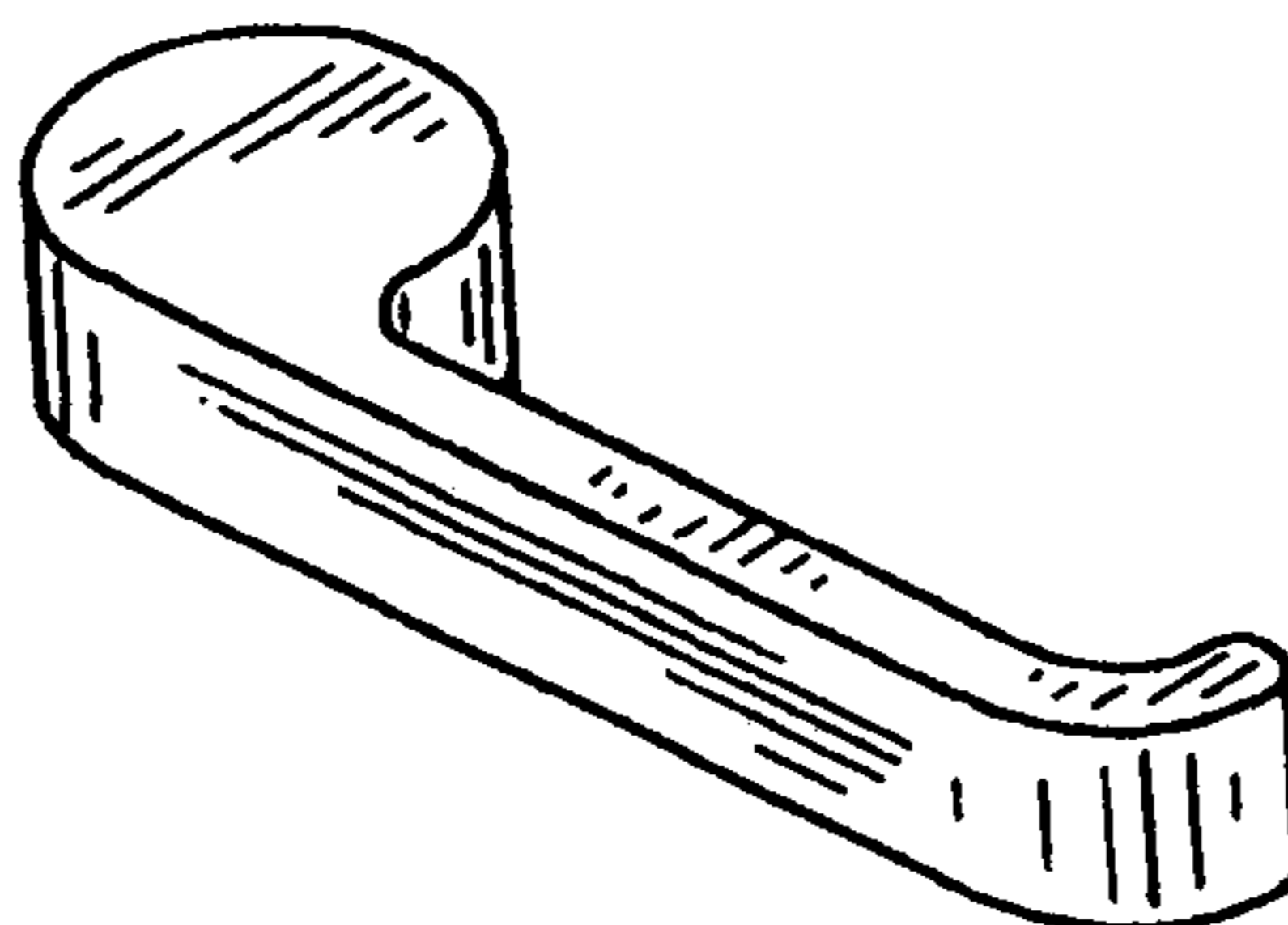


FIG. 1

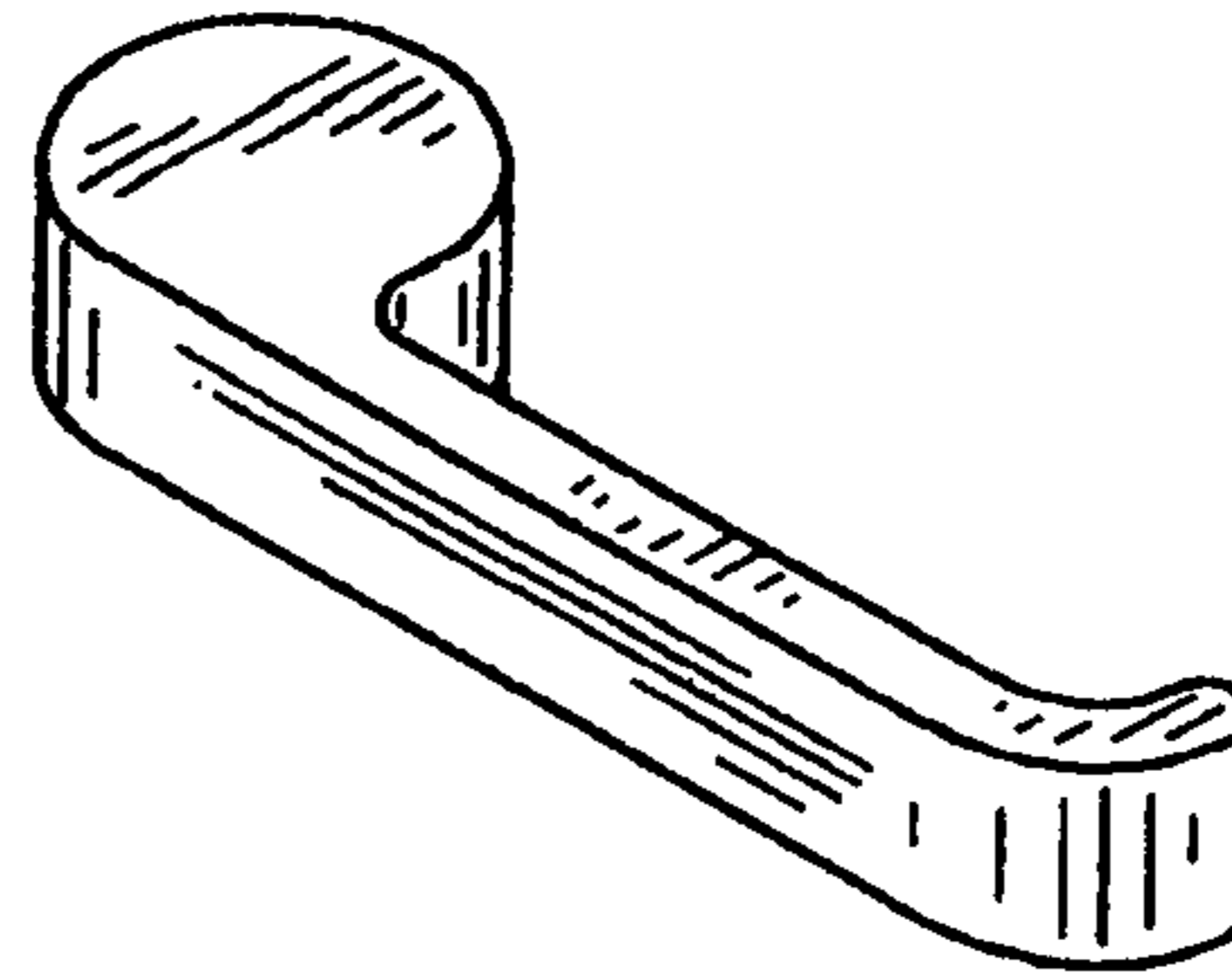


FIG. 2




FIG. 3



FIG. 6

FIG. 4

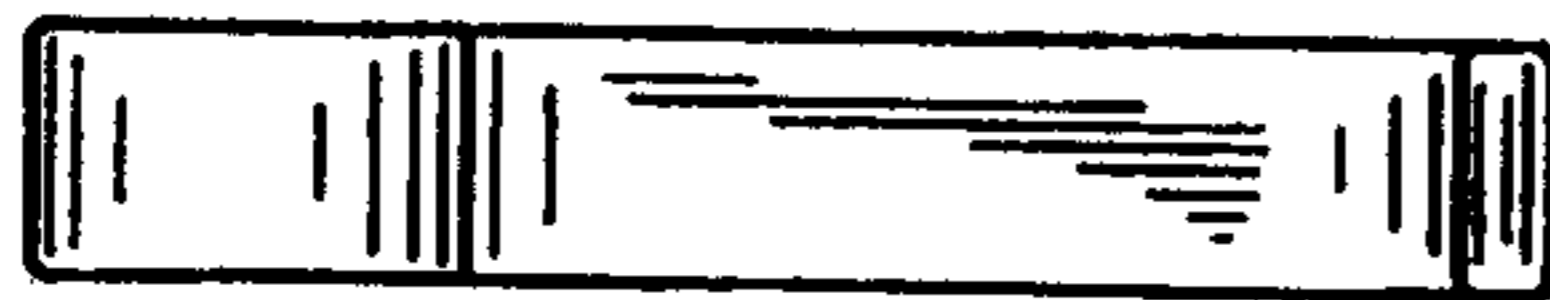


FIG. 7

FIG. 5




FIG. 8

