



US00D592266S

(12) **United States Design Patent**
Devaney et al.

(10) **Patent No.:** **US D592,266 S**

(45) **Date of Patent:** **** May 12, 2009**

(54) **GOLF GRIP**

(75) Inventors: **Charles Walter Devaney**, Laurinburg, NC (US); **David Keith Gill**, Pinehurst, NC (US)

(73) Assignee: **Eaton Corporation**, Cleveland, OH (US)

(**) Term: **14 Years**

(21) Appl. No.: **29/301,983**

(22) Filed: **Mar. 26, 2008**

(51) **LOC (9) Cl.** **21-02**

(52) **U.S. Cl.** **D21/756**

(58) **Field of Classification Search** D21/756-757;
473/300-303

See application file for complete search history.

(56) **References Cited**

U.S. PATENT DOCUMENTS

| | | | | | | |
|-----------|---|---|---------|--------------------|-------|---------|
| 2,446,622 | A | * | 8/1948 | Turner | | 69/21 |
| D223,462 | S | * | 4/1972 | Spencer | | D21/756 |
| D254,926 | S | * | 5/1980 | Solheim | | D21/756 |
| D281,991 | S | * | 12/1985 | Solheim | | D21/756 |
| D463,520 | S | | 9/2002 | Ulrich | | D21/756 |
| D512,758 | S | * | 12/2005 | Tuerschmann et al. | | D21/756 |
| D524,390 | S | * | 7/2006 | Tuerschmann | | D21/756 |
| D534,602 | S | * | 1/2007 | Norton et al. | | D21/756 |
| D534,603 | S | * | 1/2007 | Norton et al. | | D21/756 |
| D534,604 | S | * | 1/2007 | Norton et al. | | D21/756 |
| D534,605 | S | | 1/2007 | Norton et al. | | D21/756 |
| D534,606 | S | * | 1/2007 | Norton et al. | | D21/756 |
| D534,607 | S | | 1/2007 | Norton et al. | | D21/756 |
| D534,975 | S | | 1/2007 | Norton et al. | | D21/756 |
| D536,048 | S | | 1/2007 | Chen | | D21/756 |
| D538,868 | S | | 3/2007 | Norton et al. | | D21/756 |
| D538,869 | S | | 3/2007 | Wang et al. | | D21/756 |
| D545,388 | S | * | 6/2007 | Chen | | D21/756 |

| | | | | | | |
|----------|---|---|---------|----------------|-------|---------|
| D548,808 | S | * | 8/2007 | Chen | | D21/756 |
| D554,723 | S | | 11/2007 | Savasky | | D21/756 |
| D554,724 | S | | 11/2007 | Savasky | | D21/756 |
| D556,847 | S | | 12/2007 | DeVaney | | D21/756 |
| D562,923 | S | * | 2/2008 | DeVaney et al. | | D21/756 |
| D562,924 | S | | 2/2008 | DeVaney et al. | | D21/756 |
| D564,610 | S | | 3/2008 | Chen | | D21/756 |
| D576,240 | S | * | 9/2008 | Chen | | D21/756 |
| D576,241 | S | * | 9/2008 | Chen | | D21/756 |

OTHER PUBLICATIONS

- U.S. Appl. No. 29/294,423, filed Jan. 10, 2008, Entitled Golf Grip.
- U.S. Appl. No. 29/301,984, filed Mar. 26, 2008, Entitled Golf Grip.
- U.S. Appl. No. 29/301,979, filed Mar. 26, 2008, Entitled Golf Grip.
- U.S. Appl. No. 29/301,987, filed Mar. 26, 2008, Entitled Golf Grip.
- U.S. Appl. No. 29/301,980, filed Mar. 26, 2008, Entitled Golf Grip.
- U.S. Appl. No. 29/301,982, filed Mar. 26, 2008, Entitled Golf Grip.
- U.S. Appl. No. 29/301,991, filed Mar. 26, 2008, Entitled Golf Grip.
- U.S. Appl. No. 29/301,985, filed Mar. 26, 2008, Entitled Golf Grip.
- U.S. Appl. No. 29/301,986, filed Mar. 26, 2008, Entitled Golf Grip.
- U.S. Appl. No. 29/301,981, filed Mar. 26, 2008, Entitled Golf Grip.
- U.S. Appl. No. 29/307,458, filed Apr. 22, 2008, Entitled Golf Grip.

* cited by examiner

Primary Examiner—Mitchell I Siegel
(74) *Attorney, Agent, or Firm*—Daniel S. Kalka

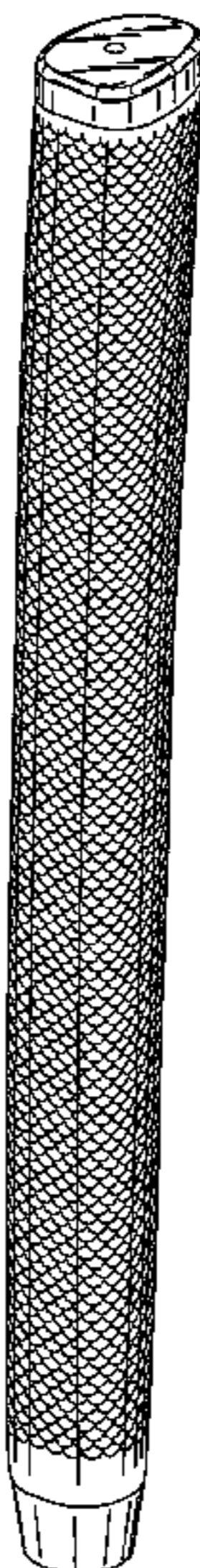
(57) **CLAIM**

The ornamental design for a golf grip, substantially as shown and described.

DESCRIPTION

- FIG. 1 is a front perspective view of the golf grip;
- FIG. 2 is a right side view when viewing from the front;
- FIG. 3 is a front view;
- FIG. 4 is a left side view when viewing from the front; and,
- FIG. 5 is a rear view.

1 Claim, 2 Drawing Sheets



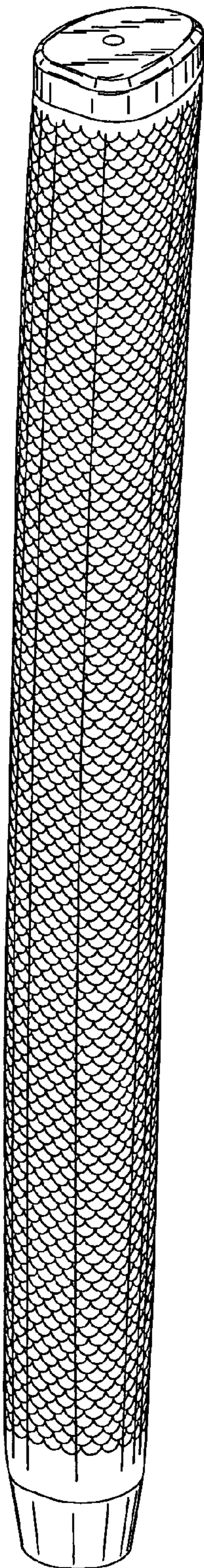


Fig.1




Fig.2




Fig.3




Fig.4




Fig.5