



US00D592242S

(12) **United States Design Patent**
Smith et al.

(10) **Patent No.:** **US D592,242 S**

(45) **Date of Patent:** **** May 12, 2009**

(54) **CURVED ENCLOSURE CARD**

(75) Inventors: **Daniel T. Smith**, Battle Creek, MI (US);
Jeffrey S. Fillion, Lansing, MI (US);
Timothy P. Bepler, Haslett, MI (US)

(73) Assignee: **The John Henry Company**, Lansing,
MI (US)

(**) Term: **14 Years**

(21) Appl. No.: **29/326,130**

(22) Filed: **Oct. 13, 2008**

(51) **LOC (9) Cl.** **19-01**

(52) **U.S. Cl.** **D19/1**

(58) **Field of Classification Search** D19/1-34,
D19/99; 40/124.01-124.15, 672, 661, 726,
40/776, 617; 283/72, 74, 75, 103, 105, 106;
206/449; D20/10, 22, 27, 40, 42, 11; D24/189
See application file for complete search history.

(56) **References Cited**

U.S. PATENT DOCUMENTS

- D414,813 S * 10/1999 Browning D20/22
- D457,556 S * 5/2002 Hochschild D19/9
- D470,174 S * 2/2003 Berger D19/1
- 6,612,052 B2 * 9/2003 Sawchuk 40/124.01
- D509,541 S * 9/2005 Kim D19/99
- D522,066 S * 5/2006 Trigg et al. D20/27
- D528,658 S * 9/2006 Mueller et al. D24/189
- D529,086 S * 9/2006 Wehmeyer D19/26

- D536,376 S * 2/2007 Wehmeyer D19/27
- D548,348 S * 8/2007 Nash D24/189
- D560,716 S * 1/2008 Halbur et al. D19/9
- D578,569 S * 10/2008 Lasch et al. D19/9
- D579,044 S * 10/2008 Lasch et al. D19/9

* cited by examiner

Primary Examiner—T. Chase Nelson

Assistant Examiner—David G Muller

(74) *Attorney, Agent, or Firm*—Price, Heneveld, Cooper,
DeWitt & Litton, LLP

(57) **CLAIM**

The ornamental design for a curved enclosure card, as shown
and described.

DESCRIPTION

FIG. 1 is a perspective view of a card embodying my design;
FIG. 2 is a front elevational view of the card shown in FIG. 1;
FIG. 3 is a right side elevational view of the card shown in
FIG. 2;

FIG. 4 is a rear elevational view of the card;

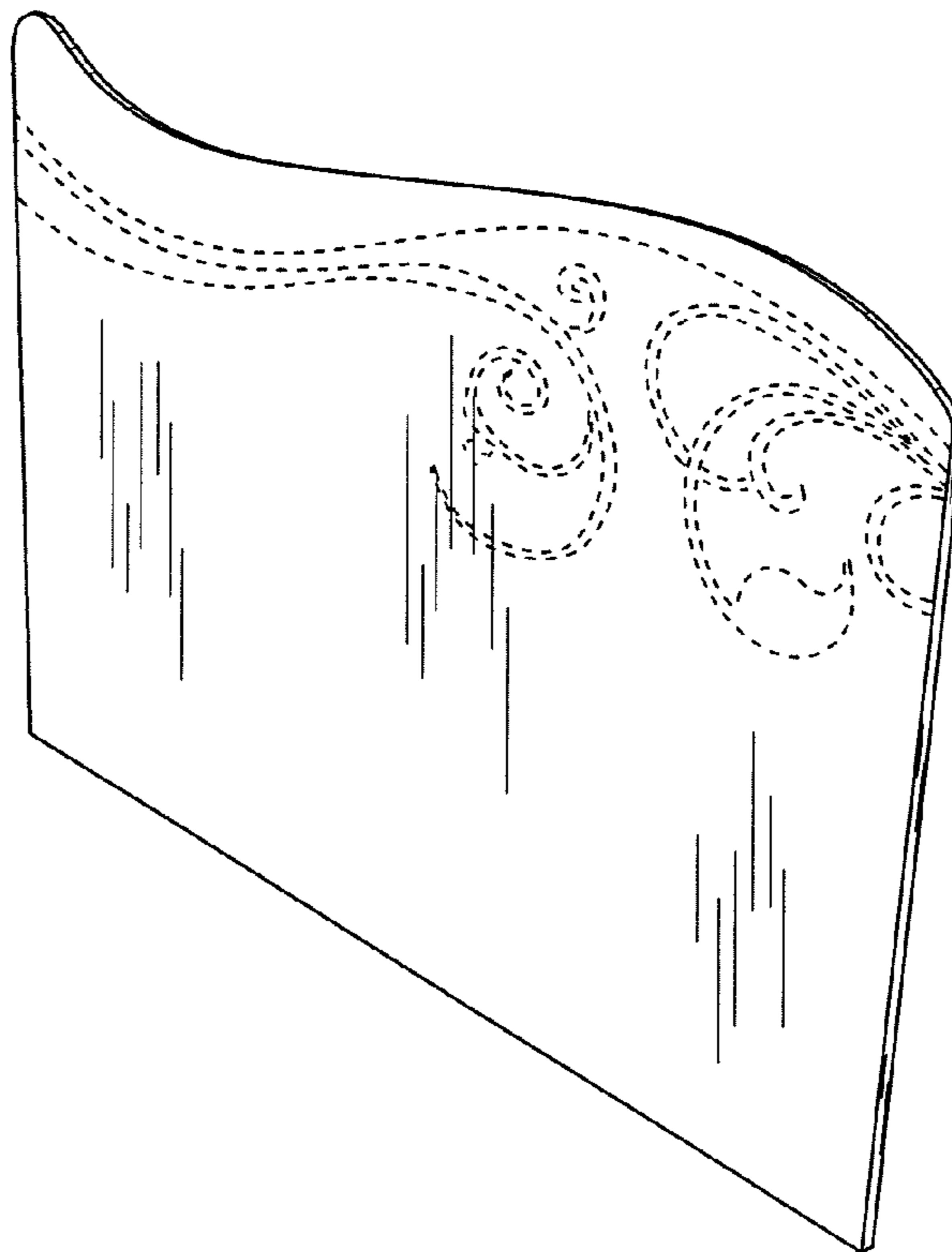
FIG. 5 is a right side elevational view of the card shown in
FIG. 4;

FIG. 6 is a top plan view of the card shown in FIG. 4; and,

FIG. 7 is a bottom plan view of the card shown in FIG. 4.

The broken lines depict portions of the enclosure card that
form no part of the claimed design.

1 Claim, 2 Drawing Sheets



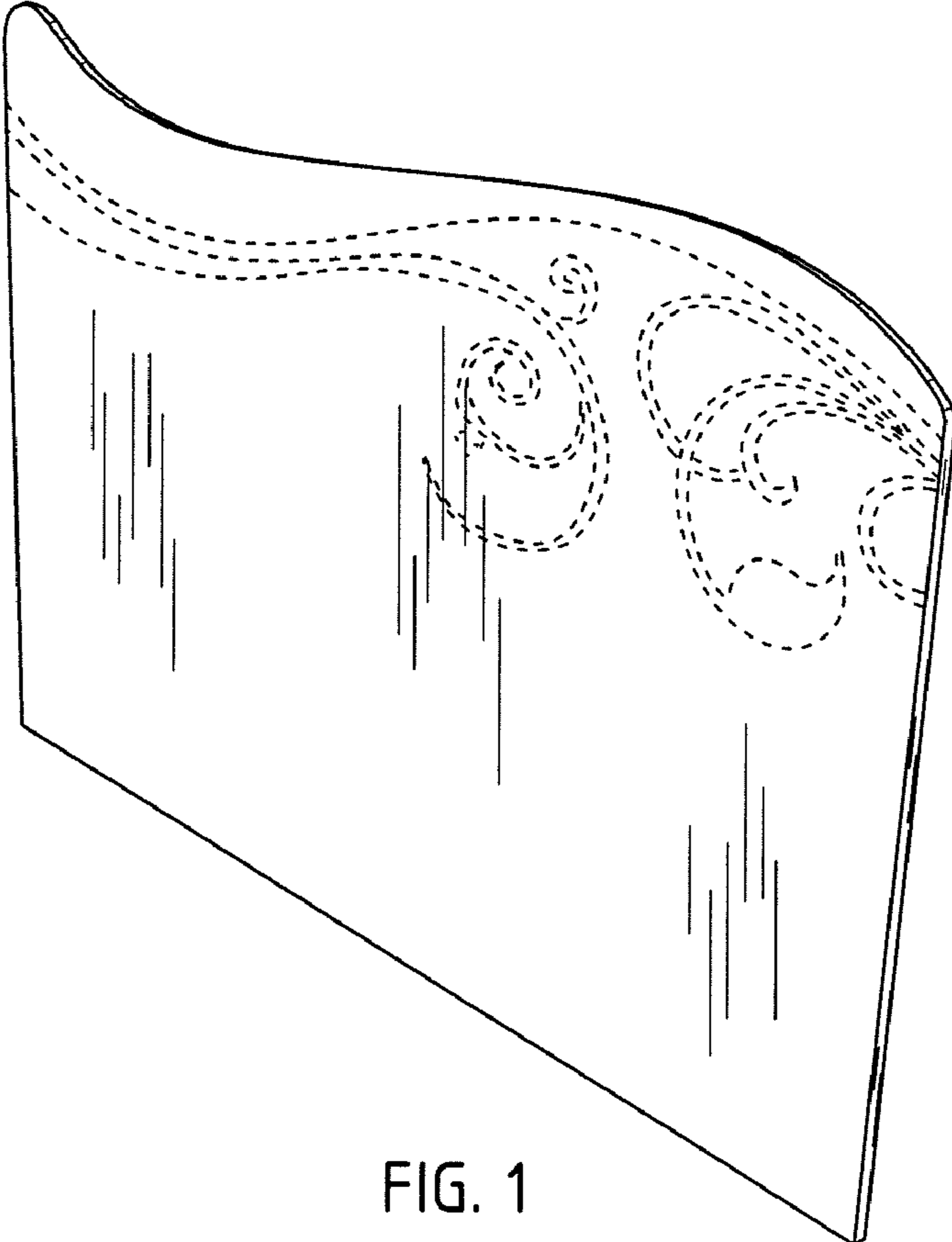


FIG. 1

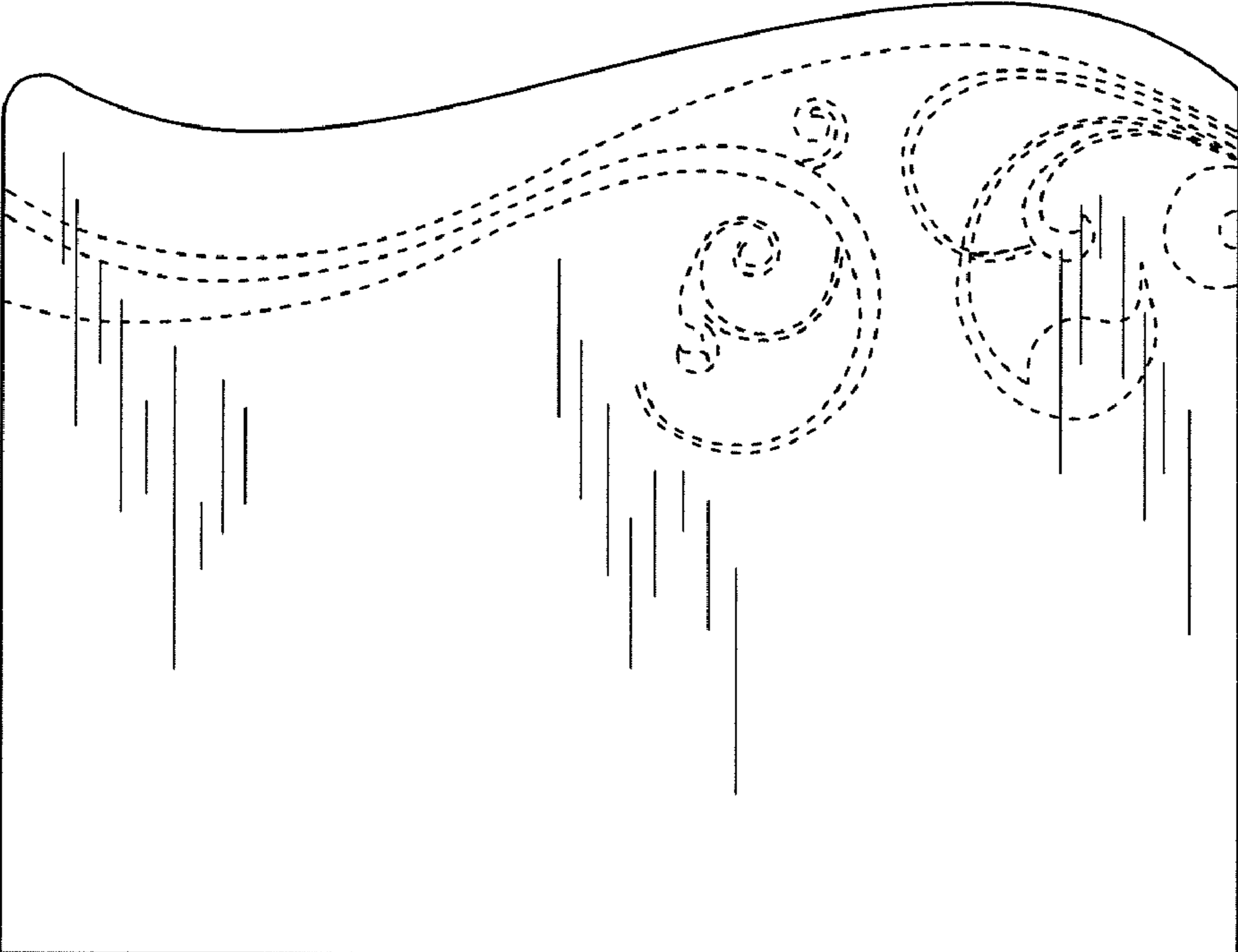


FIG. 2

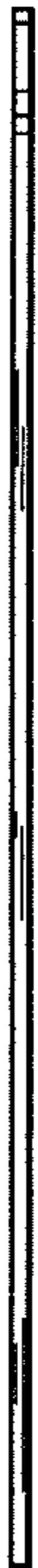


FIG. 3

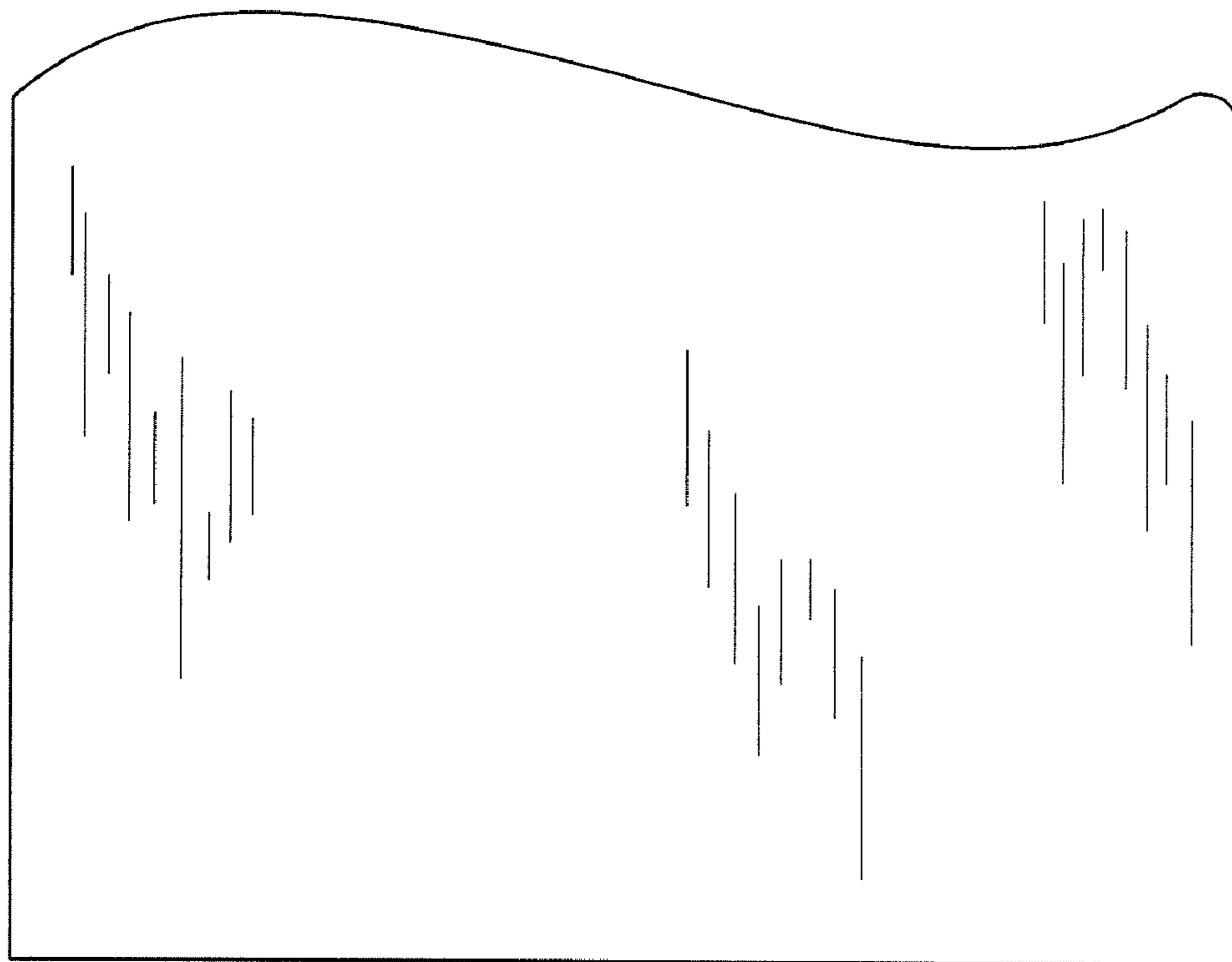


FIG. 4

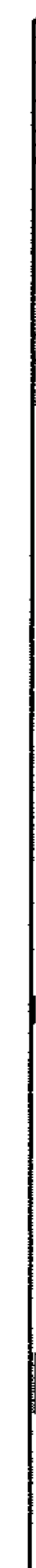


FIG. 5



FIG. 6



FIG. 7