



US00D592229S

(12) **United States Design Patent**
Park

(10) **Patent No.:** **US D592,229 S**

(45) **Date of Patent:** **** May 12, 2009**

(54) **GRINDING WHEEL**

(76) Inventor: **Rin-soon Park**, Yongsang Apt 1-401
150-3 Wonjong-Dong, Ojeong-Gu,
Bucheon-si, Gyeonggi-Do, 421-200
(KR)

(**) Term: **14 Years**

(21) Appl. No.: **29/309,012**

(22) Filed: **Jun. 11, 2008**

(51) **LOC (9) Cl.** **15-09**

(52) **U.S. Cl.** **15/126**

(58) **Field of Classification Search** D8/70,
D8/90, 98; D15/124, 126, 127, 132, 138,
D15/139; D21/485, 488, 499, 500, 503,
D21/504; D25/103, 113-118; 83/589, 663,
83/676; 451/548-551

See application file for complete search history.

(56) **References Cited**

U.S. PATENT DOCUMENTS

D377,532 S *	1/1997	Lin	D25/113
5,782,682 A *	7/1998	Han et al.	451/548
6,371,842 B1 *	4/2002	Romero	451/540
D486,839 S *	2/2004	Sunagawa et al.	D15/126
D519,530 S *	4/2006	Thysell et al.	D15/126
7,220,168 B2 *	5/2007	Masuko	451/42
D555,680 S *	11/2007	Popov	D15/126
D576,185 S *	9/2008	Park	D15/126
2006/0154583 A1 *	7/2006	van Houten	451/548

2006/0194530 A1 * 8/2006 Thomson et al. 451/527
2008/0009232 A1 * 1/2008 Thysell 451/548

* cited by examiner

Primary Examiner—Sandra Snapp

Assistant Examiner—Patricia Palasik

(74) *Attorney, Agent, or Firm*—The Nath Law Group; Derek
Richmond; Jiaxiao Zhang

(57) **CLAIM**

The ornamental design for a grinding wheel, as shown and
described.

DESCRIPTION

FIG. 1 is a bottom view of the grinding wheel;

FIG. 2 is a front view of the grinding wheel;

FIG. 3 is a top view of the grinding wheel;

FIG. 4 is a left side view of the grinding wheel;

FIG. 5 is a perspective view of the grinding wheel;

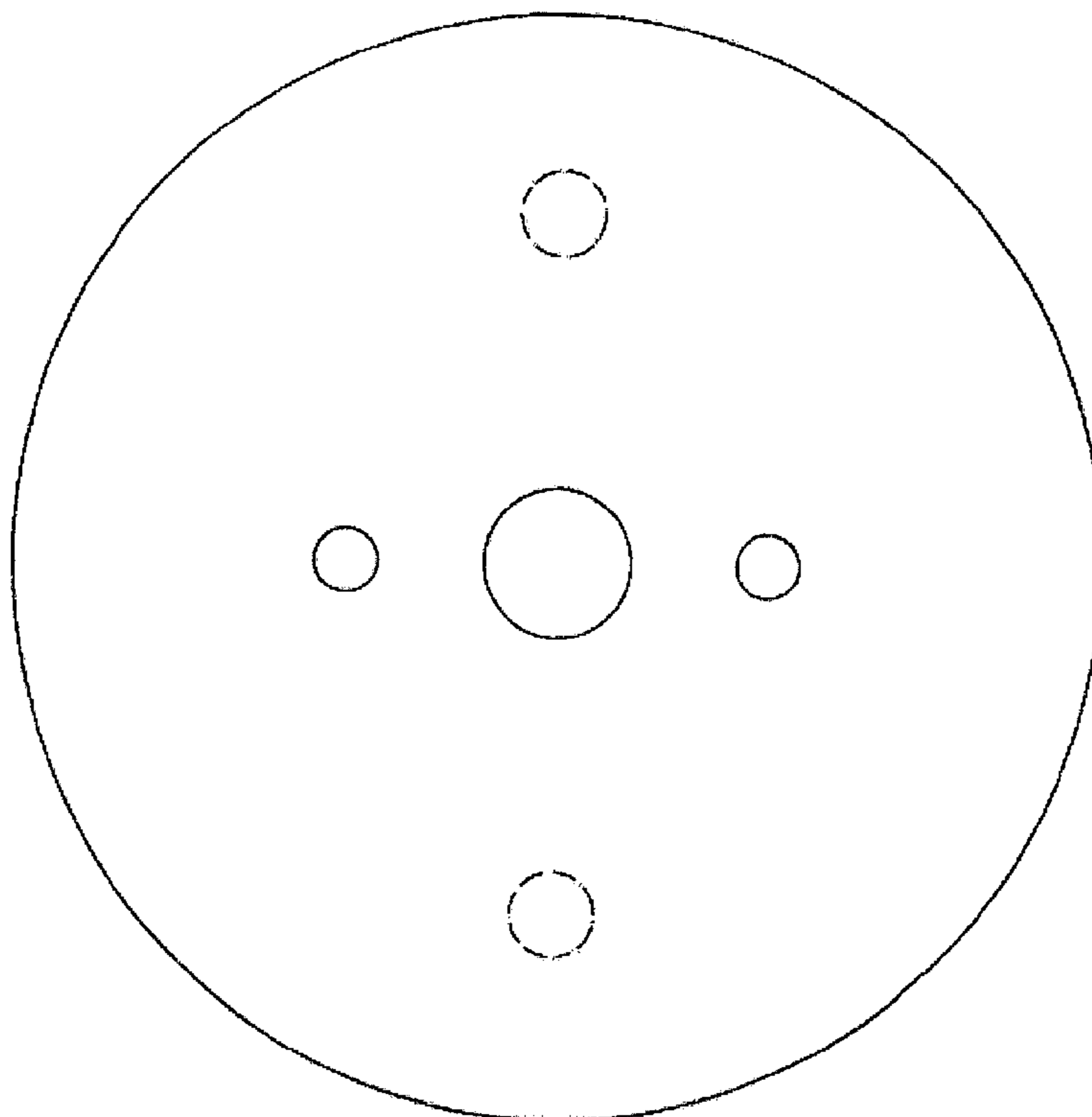
FIG. 6 is a rear view of the grinding wheel;

FIG. 7 is a cross-sectional view of the grinding wheel, taken
along line 7—7 as shown in FIG. 3; and,

FIG. 8 is a right side view of the grinding wheel.

The broken line showing of circular features of the grinding
wheel in FIGS. 1, 3 and 5 are included for the purpose of
illustrating environment and form no part of the claimed
design.

1 Claim, 8 Drawing Sheets



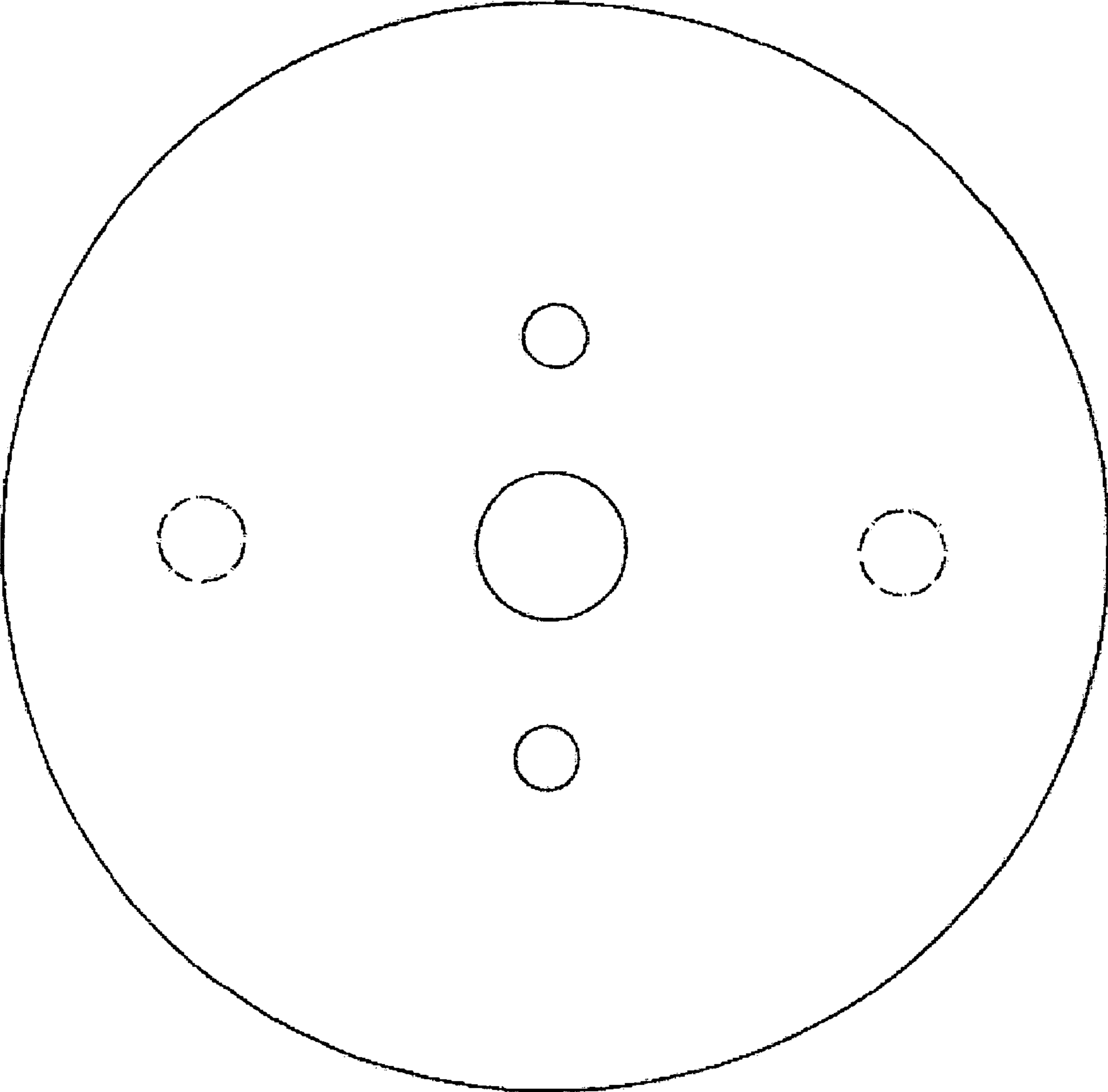


FIG. 1




FIG. 2

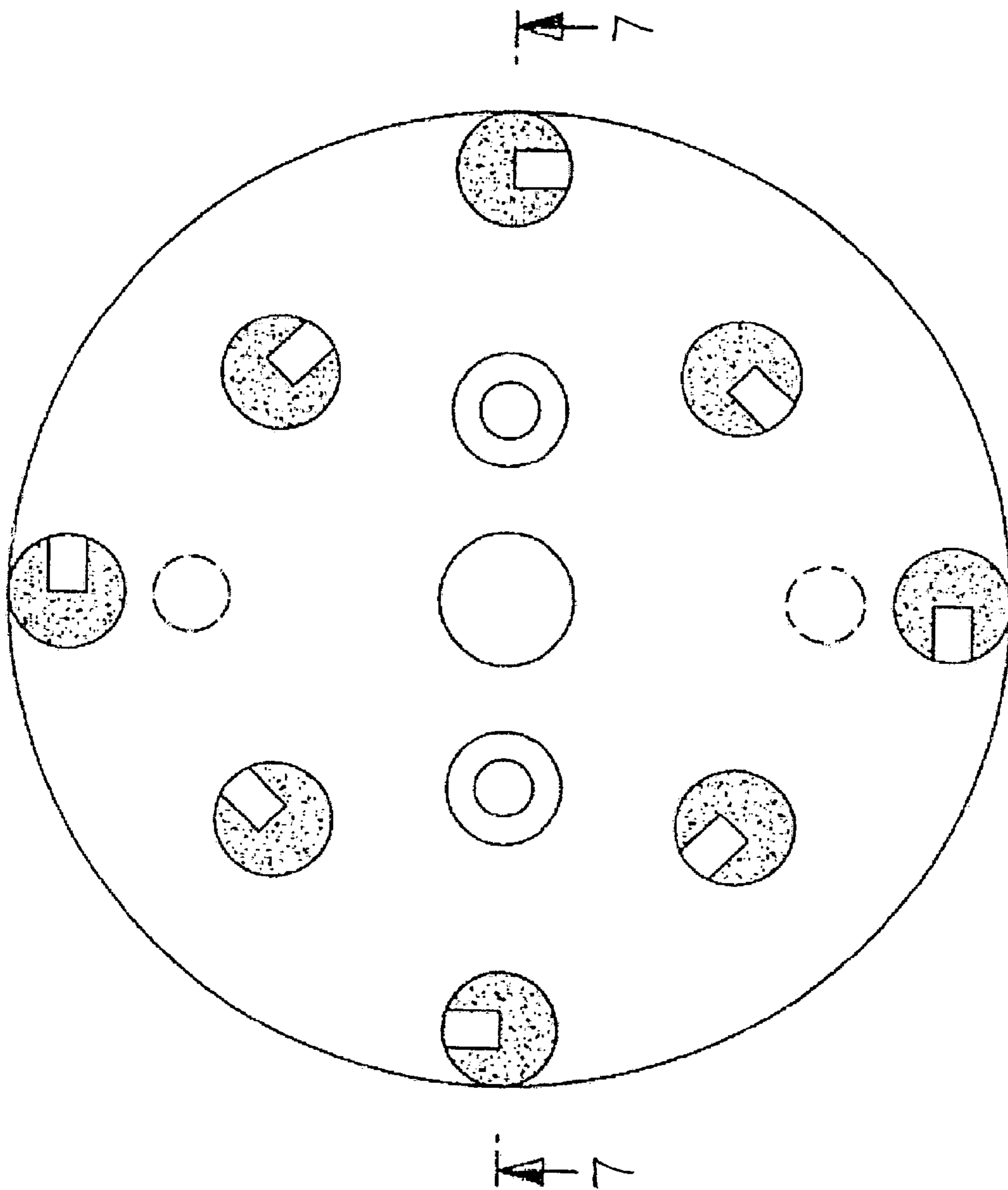


FIG. 3




FIG. 4

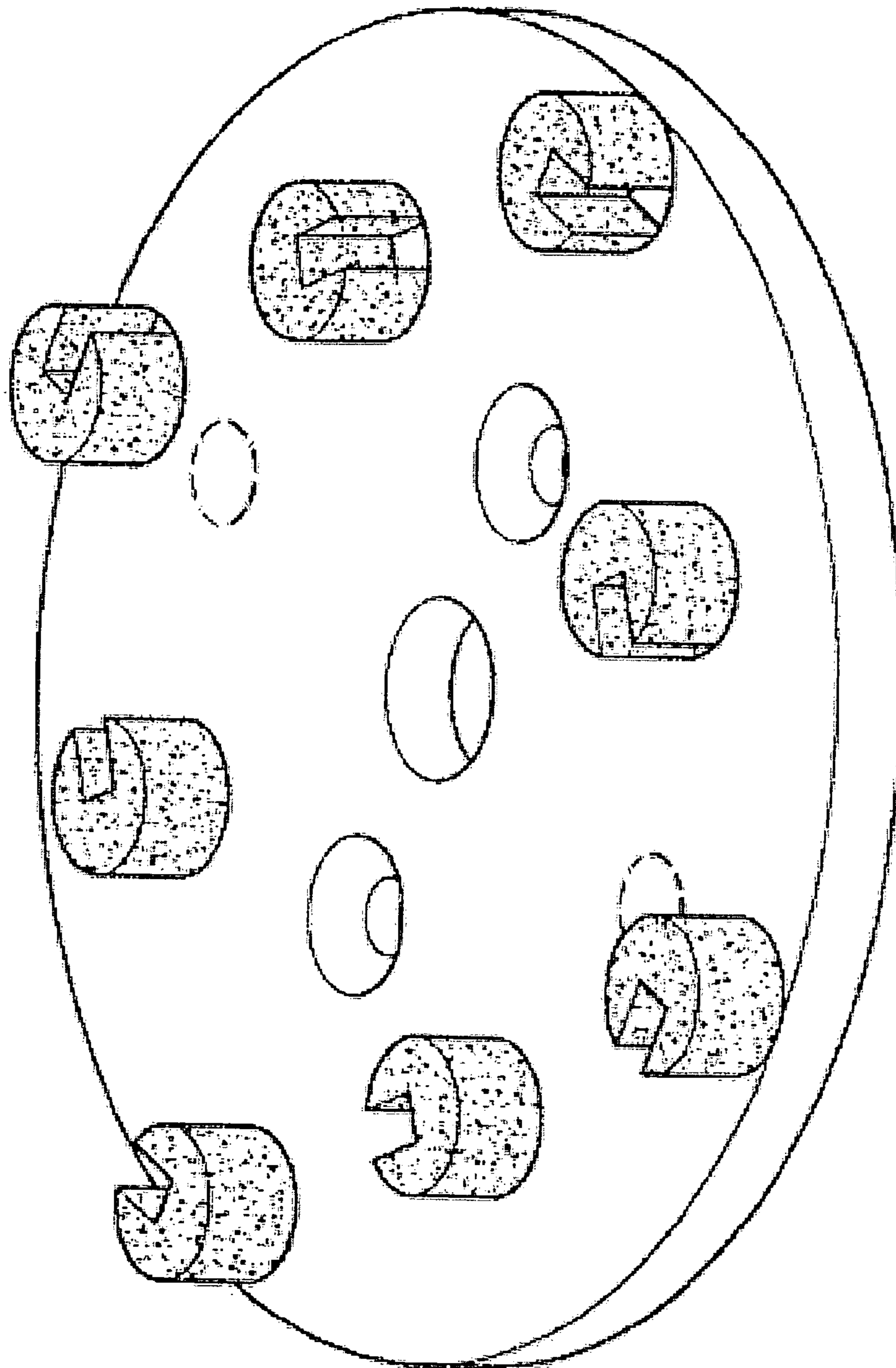


FIG. 5




FIG. 6




FIG. 7




FIG. 8