

US00D592209S

(12) **United States Design Patent**
Matsumoto et al.

(10) **Patent No.:** **US D592,209 S**
(45) **Date of Patent:** **** May 12, 2009**

(54) **ELECTRONIC BOOK**

D496,935 S * 10/2004 Olson et al. D14/371
D497,165 S * 10/2004 Borsboom D14/371

(75) Inventors: **Shigeru Matsumoto**, Toyokawa (JP);
Tomoyuki Okamoto, Kasugai (JP)

* cited by examiner

(73) Assignee: **Brother Industries, Ltd.**, Nagoya (JP)

Primary Examiner—Cathron C Brooks

Assistant Examiner—Barbara Fox

(**) Term: **14 Years**

(74) *Attorney, Agent, or Firm*—Oliff & Berridge, PLC

(21) Appl. No.: **29/271,857**

(57) **CLAIM**

(22) Filed: **Jan. 29, 2007**

The ornamental design for an electronic book, as shown and described.

(30) **Foreign Application Priority Data**

DESCRIPTION

Aug. 18, 2006 (JP) 2006-021972

FIG. 1 is a front view of an electronic book showing the claimed design;

(51) **LOC (9) Cl.** **14-02**

FIG. 2 is a rear view thereof;

(52) **U.S. Cl.** **D14/341**

FIG. 3 is a rear perspective view thereof;

(58) **Field of Classification Search** D14/314,
D14/341–345, 371–375; D19/59, 60; 345/104,
345/156, 168, 173; 434/307 R, 308, 309,
434/317; 178/18.03; 349/12

FIG. 4 is a right side view thereof;

FIG. 5 is a left side view thereof;

See application file for complete search history.

FIG. 6 is a top view thereof; and,

FIG. 7 is a bottom view thereof.

The broken lines are for illustrative purposes only and form no part of the claimed design.


(56) **References Cited**

U.S. PATENT DOCUMENTS

D433,064 S * 10/2000 Eskandry D19/78

D454,352 S * 3/2002 Love et al. D14/450

1 Claim, 6 Drawing Sheets






FIG. 1

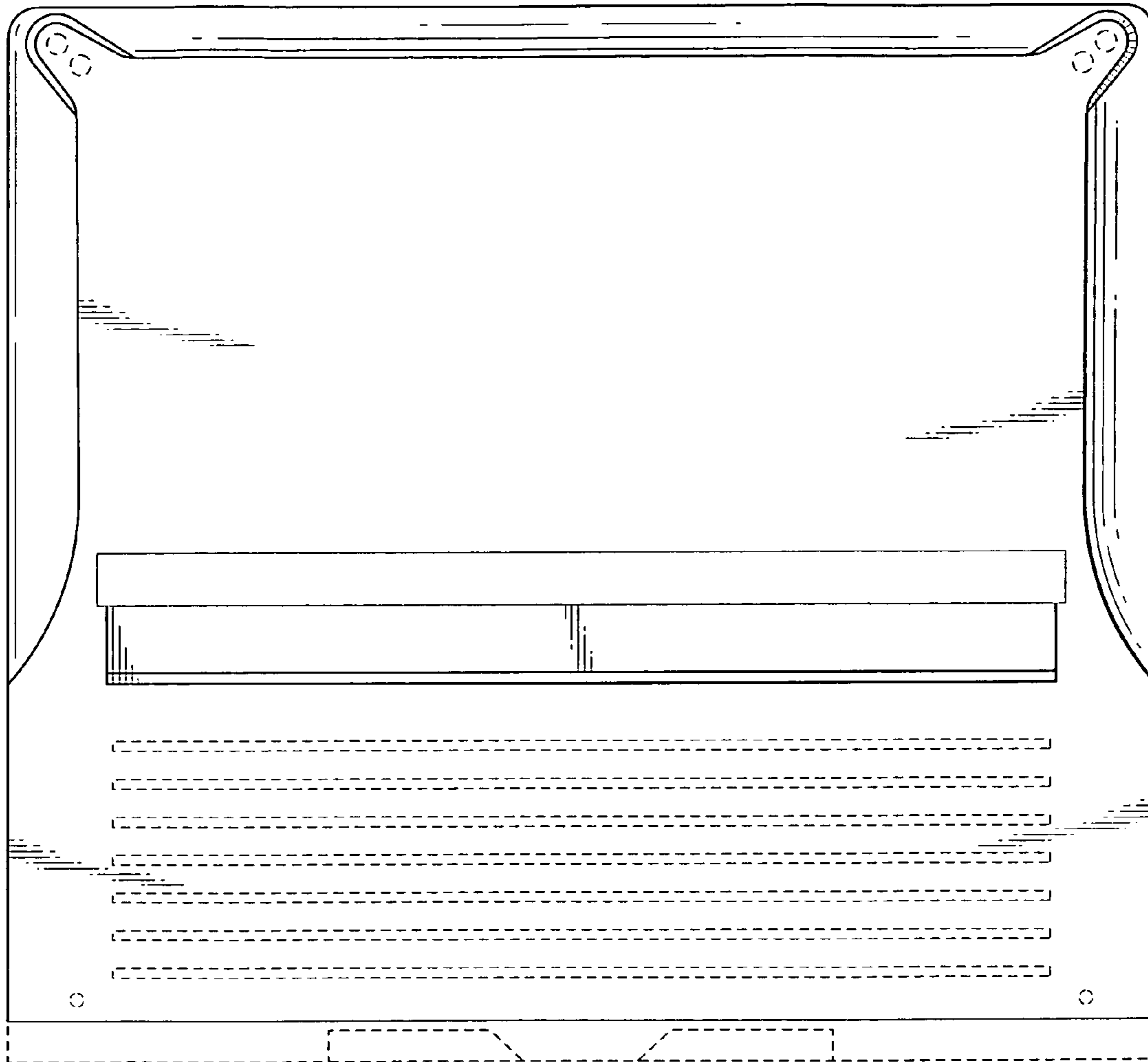


FIG. 2

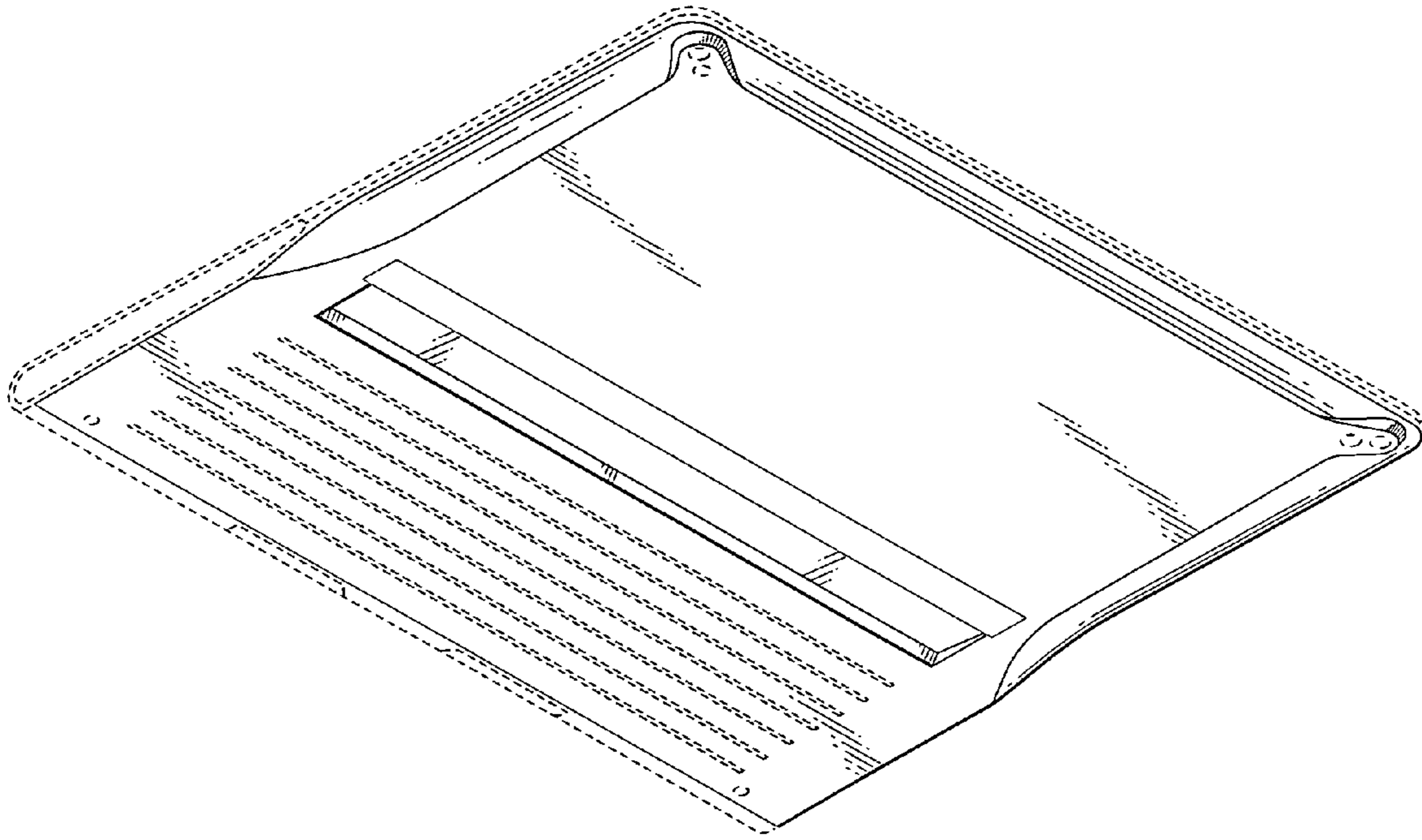


FIG. 3



FIG. 4

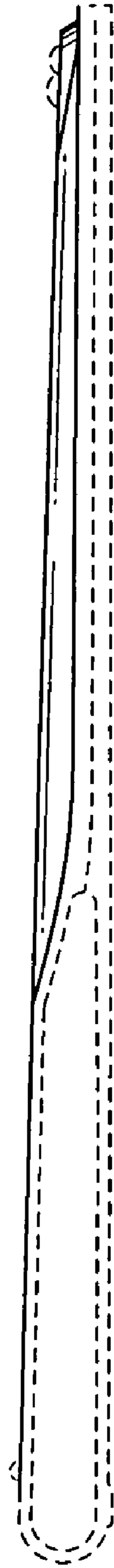


FIG. 5




FIG. 6

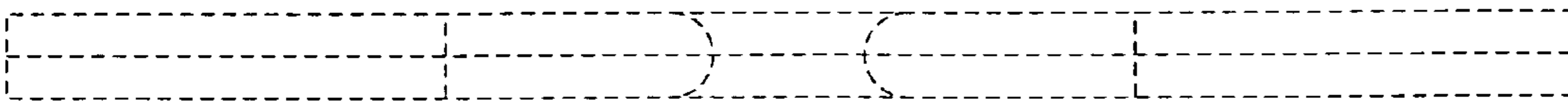


FIG. 7