

US00D592201S

(12) **United States Design Patent**  
**Shi**

(10) **Patent No.:** **US D592,201 S**

(45) **Date of Patent:** **\*\* May 12, 2009**

(54) **PORTION OF A HANDSET**

(75) Inventor: **Xiaoxi Shi**, Beijing (CN)

(73) Assignee: **Nokia Corporation**, Espoo (FI)

(\*\*) Term: **14 Years**

(21) Appl. No.: **29/299,843**

(22) Filed: **Jan. 4, 2008**

(51) **LOC (9) Cl.** ..... **14-03**

(52) **U.S. Cl.** ..... **D14/248**

(58) **Field of Classification Search** .. D14/137-138 AA,  
D14/138 R, 147-148, 156, 218, 247-248,  
D14/341-347, 390, 399, 455-456, 496, 172,  
D14/188, 191, 192, 194, 207, 209.1, 214,  
D14/219, 225; D16/208; D21/329, 331,  
D21/333, 517; 348/14.01-14.02; 361/814;  
379/433.01-433.13; 455/90.3, 556.1-556.2,  
455/566, 575.1, 575.3, 575.4; D13/164,  
D13/168, 108; 439/165; 343/702; 345/167,  
345/168, 169

See application file for complete search history.

(56) **References Cited**

**U.S. PATENT DOCUMENTS**

D219,622 S \* 12/1970 Culbertson ..... D14/194  
D249,682 S \* 9/1978 Kushida et al. .... D14/225  
D252,514 S \* 7/1979 Kawano et al. .... D14/194  
D358,394 S \* 5/1995 Dyas ..... D14/214  
D364,164 S \* 11/1995 Hanig ..... D14/192

D381,984 S \* 8/1997 Kokkinis ..... D14/171  
D384,059 S \* 9/1997 Hockenberry et al. .... D14/137  
D420,361 S \* 2/2000 Lutz et al. .... D14/242  
D494,946 S \* 8/2004 Rausch et al. .... D14/138 AB  
D507,261 S \* 7/2005 Griffin ..... D14/226  
D522,988 S \* 6/2006 Sheu ..... D14/138 AA  
D543,171 S \* 5/2007 Kim et al. .... D14/138 AA  
D574,805 S 8/2008 Cobb  
D575,255 S \* 8/2008 De Leon et al. .... D14/138 AA  
D575,754 S \* 8/2008 Lee ..... D14/138 AB  
D578,984 S \* 10/2008 Oh et al. .... D14/138 R  
D581,895 S \* 12/2008 Oh et al. .... D14/138 R  
D583,787 S \* 12/2008 Kim et al. .... D14/138 AB  
2002/0137478 A1 \* 9/2002 Masamura ..... 455/90

\* cited by examiner

*Primary Examiner*—Ian Simmons

*Assistant Examiner*—Carla Jobe Wright

(74) *Attorney, Agent, or Firm*—Banner & Witcoff, Ltd.

(57) **CLAIM**

The ornamental design for a portion of a handset, as shown and described.

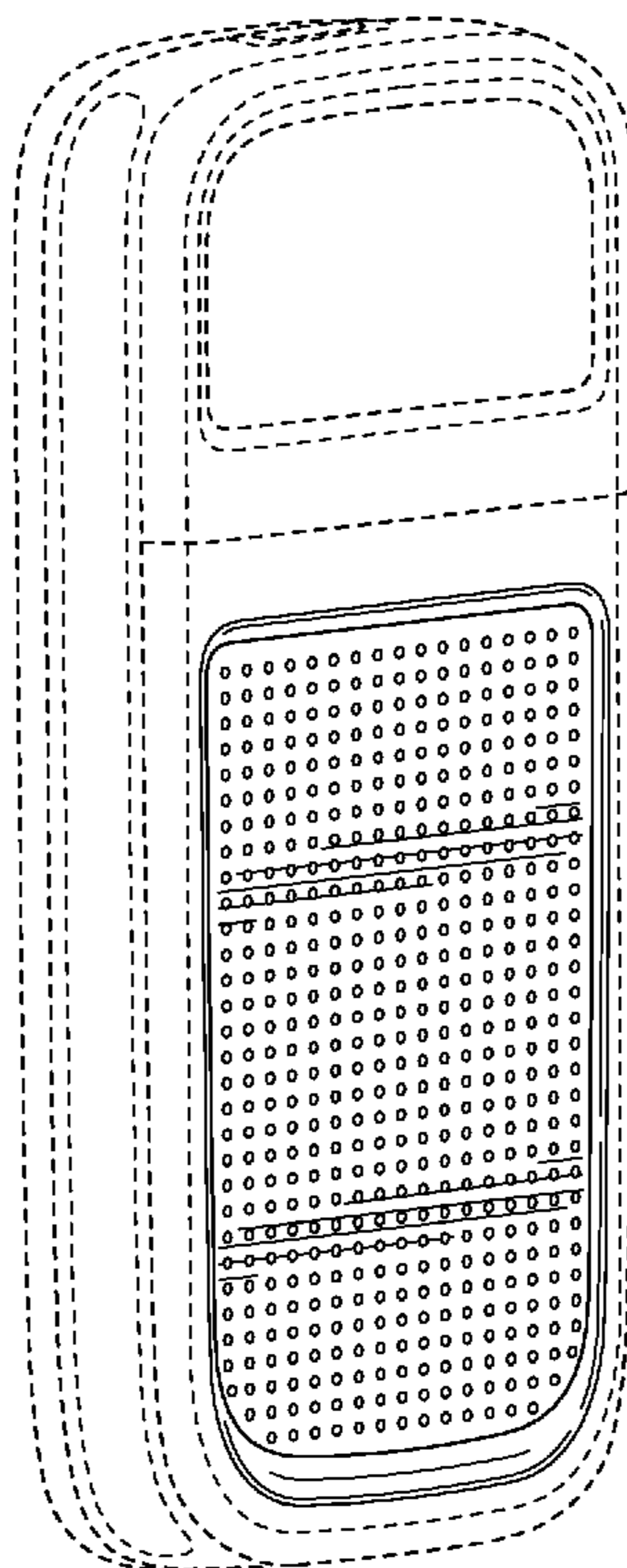
**DESCRIPTION**

FIG. 1 is a front perspective view of a portion of a handset showing my new design; and,

FIG. 2 is a front view thereof.

The broken line showing of the remainder of a handset in the figures is for illustrative purposes only and forms no part of the claimed design.

**1 Claim, 2 Drawing Sheets**



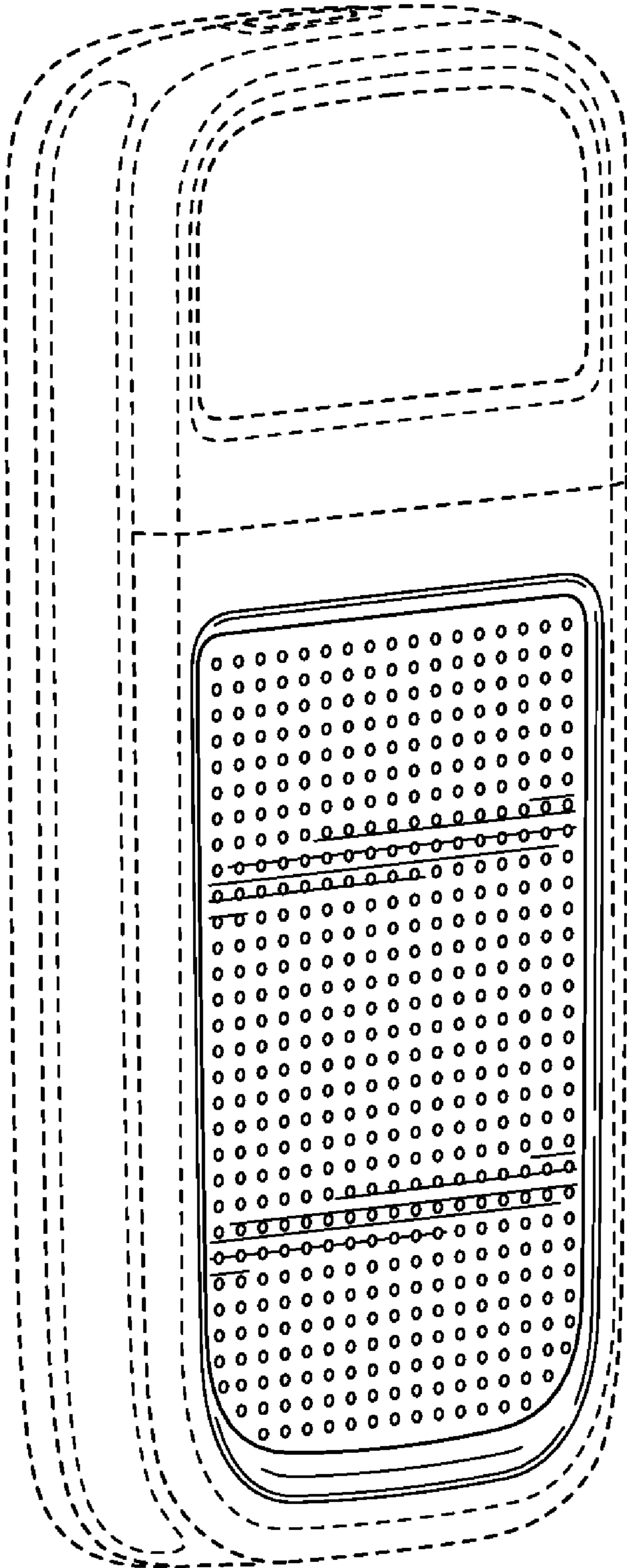


FIG. 1

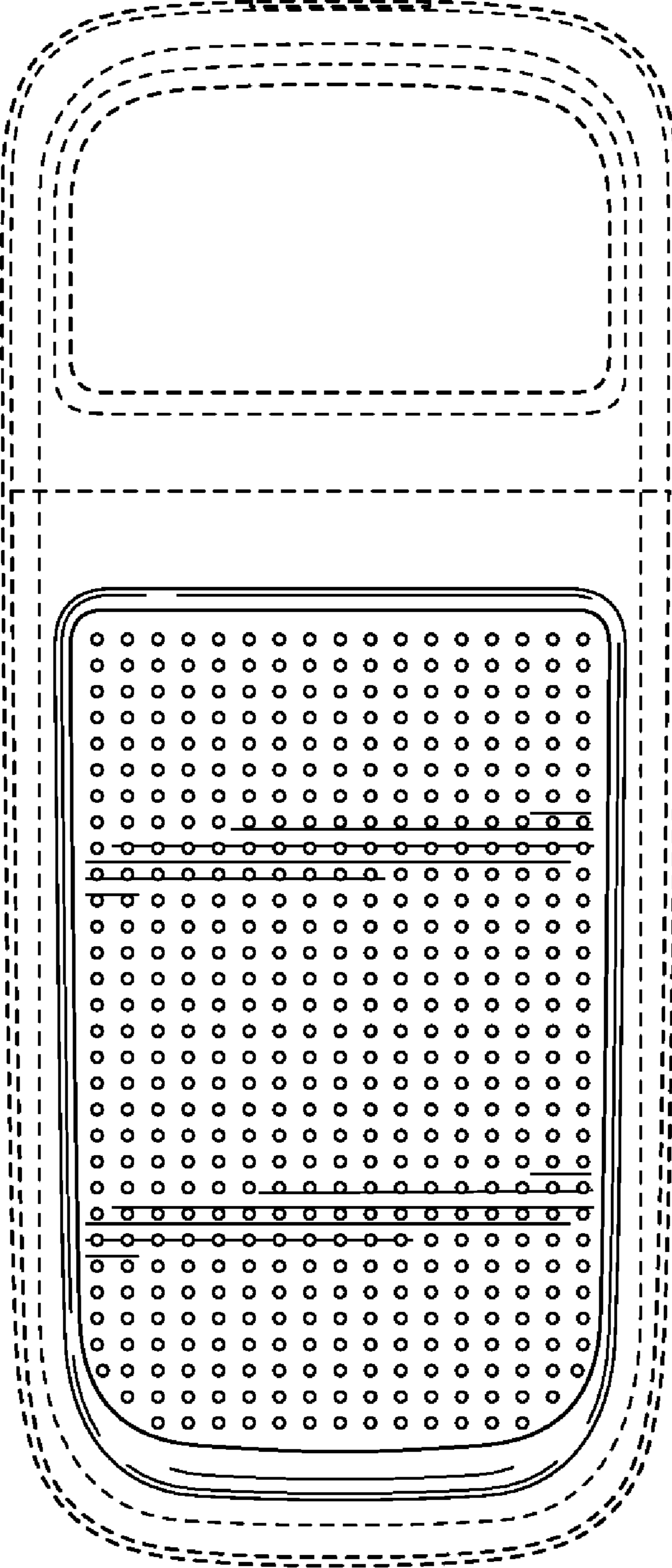


FIG. 2