

US00D592187S

(12) **United States Design Patent**
Ledbetter et al.

(10) **Patent No.:** **US D592,187 S**

(45) **Date of Patent:** **** May 12, 2009**

(54) **DOCKING STATION**

(75) Inventors: **Carl J. Ledbetter**, Mercer Island, WA (US); **John Ikeda**, Seattle, WA (US); **Michael Baseflug**, Duball, WA (US); **Jonathan Reed Harris**, Redmond, WA (US); **David Henry Wykes**, Seattle, WA (US); **Anthony Reed**, Seattle, WA (US); **Robert Alfred Jurgens**, Valais (CH)

(73) Assignee: **Microsoft Corporation**, Redmond, WA (US)

(**) Term: **14 Years**

(21) Appl. No.: **29/283,834**

(22) Filed: **Aug. 24, 2007**

(51) **LOC (9) Cl.** **14-02**

(52) **U.S. Cl.** **D14/217**

(58) **Field of Classification Search** D14/142, D14/149, 155, 157, 188, 191–193, 230.1–203.8, D14/217, 251, 253, 432–435.1, 447, 451, D14/496, 474, 480.1–480.7; D13/107, 108, D13/118; D3/218; 248/221.11, 309.1; 320/107, 320/110, 113–115; 361/600, 679, 683, 686; 439/529, 534; 455/556.1–556.2, 557

See application file for complete search history.

(56) **References Cited**

U.S. PATENT DOCUMENTS

D327,248 S * 6/1992 Hotsumi et al. D13/108
D385,530 S * 10/1997 Hames et al. D13/107
D388,764 S * 1/1998 Bartling et al. D13/107
D422,556 S * 4/2000 Okura et al. D13/107

D495,336 S * 8/2004 Andre et al. D14/434
D532,005 S * 11/2006 Leith D14/253
D535,614 S * 1/2007 Majanen et al. D13/108
D558,739 S * 1/2008 Andre et al. D14/217
D571,360 S * 6/2008 Andre et al. D14/217
D578,110 S * 10/2008 Andre et al. D14/217
D580,855 S * 11/2008 Haspil et al. D13/108
D580,856 S * 11/2008 Haspil et al. D13/108
2007/0047198 A1 * 3/2007 Crooijmans et al. 361/686

* cited by examiner

Primary Examiner—Stella M Reid

Assistant Examiner—Keli L Hill

(74) *Attorney, Agent, or Firm*—Banner & Witcoff, Ltd.

(57) **CLAIM**

The ornamental design for a docking station, as shown and described.

DESCRIPTION

FIG. 1 is a front perspective view of a docking station showing our new design;

FIG. 2 is a top view thereof;

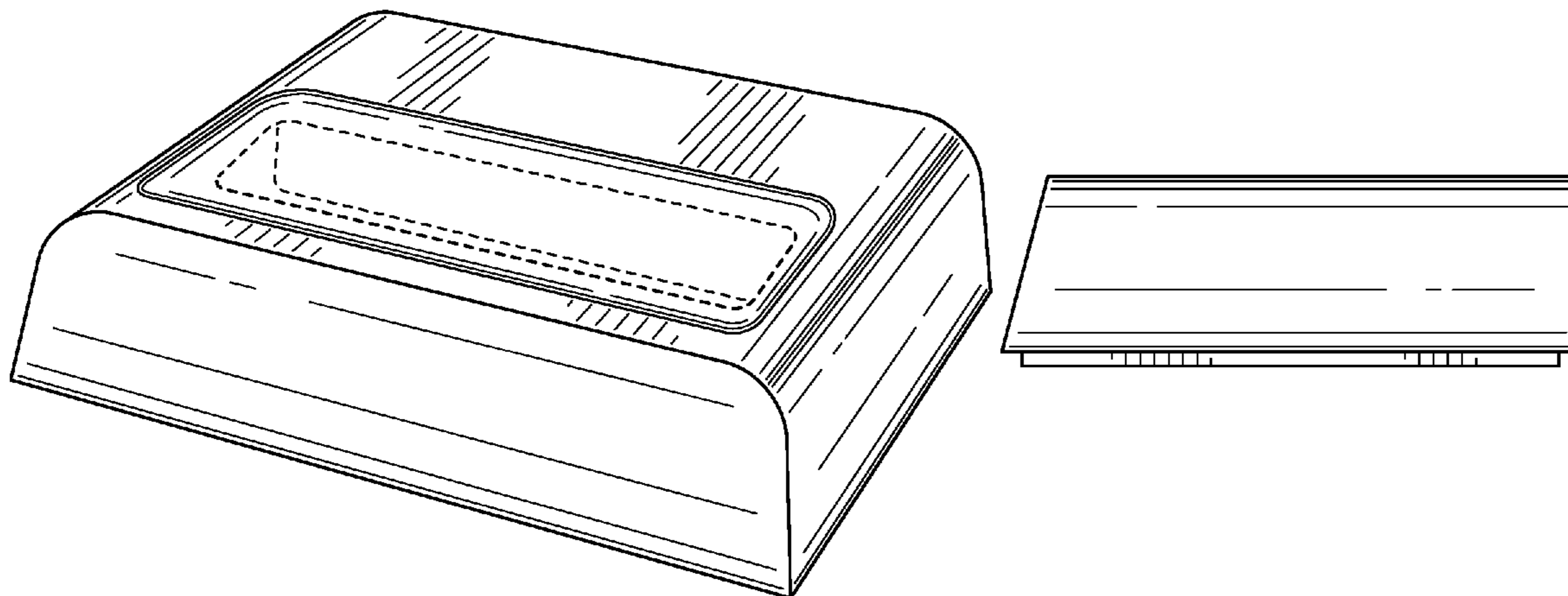
FIG. 3 is a front view thereof;

FIG. 4 is a right side view thereof; and,

FIG. 5 is a left side view thereof.

The unshown rear and bottom with respect to FIGS. 1 through 5 form no part of the claimed design. The broken line showing of various regions in the Figures, including the unshaded areas therein, is for illustrative purposes only and forms no part of the claimed design.

1 Claim, 2 Drawing Sheets



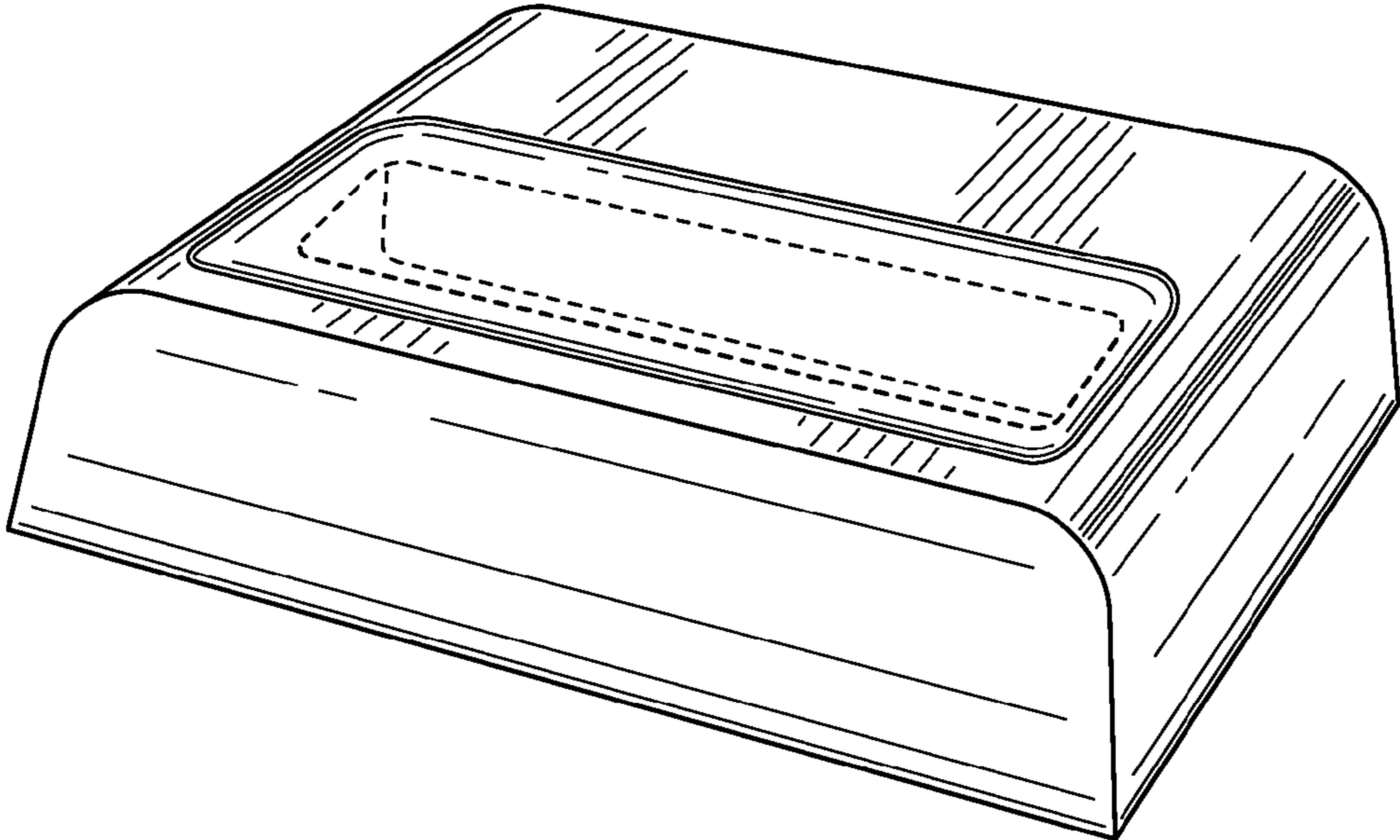


FIG. 1

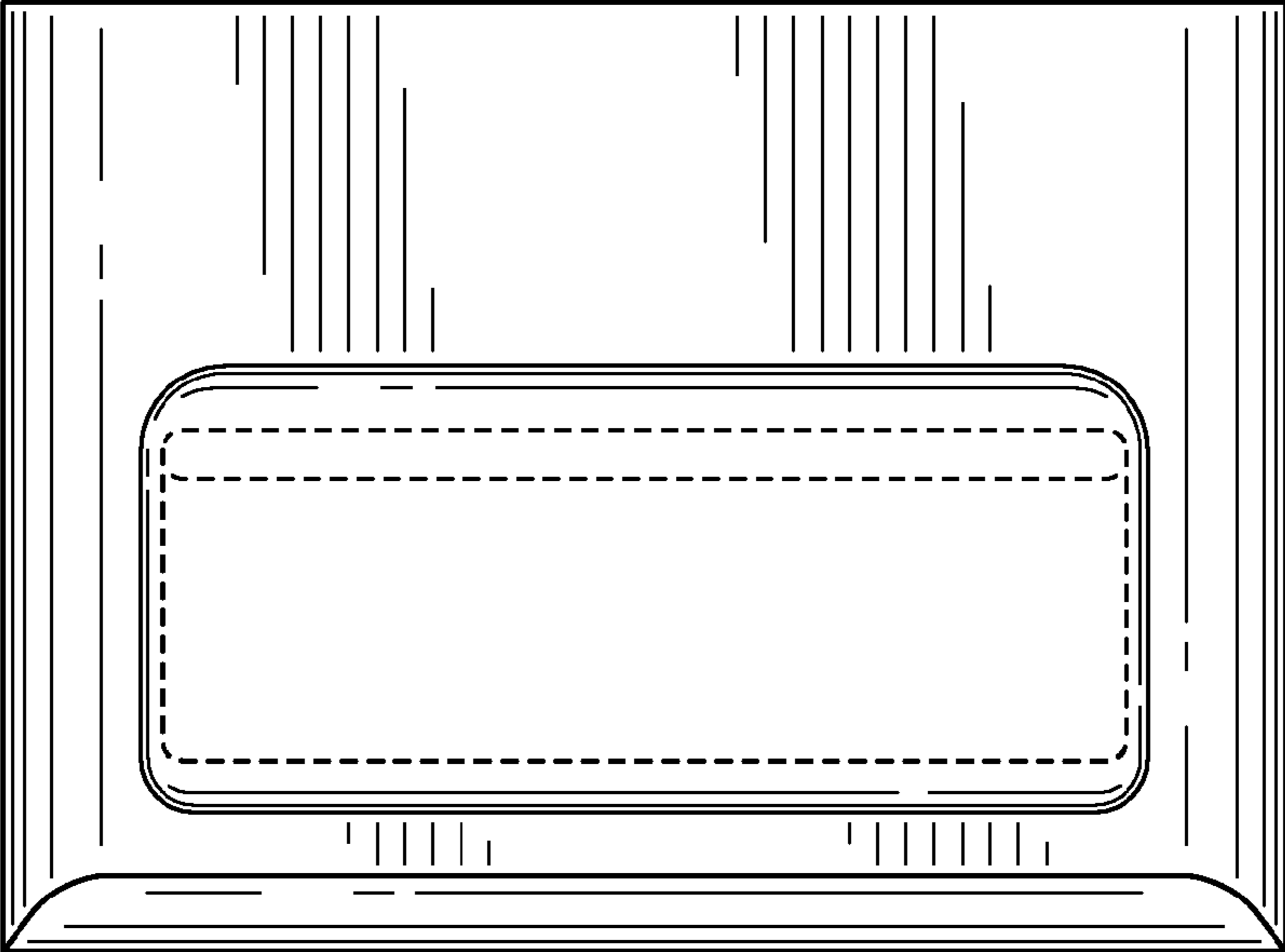


FIG. 2

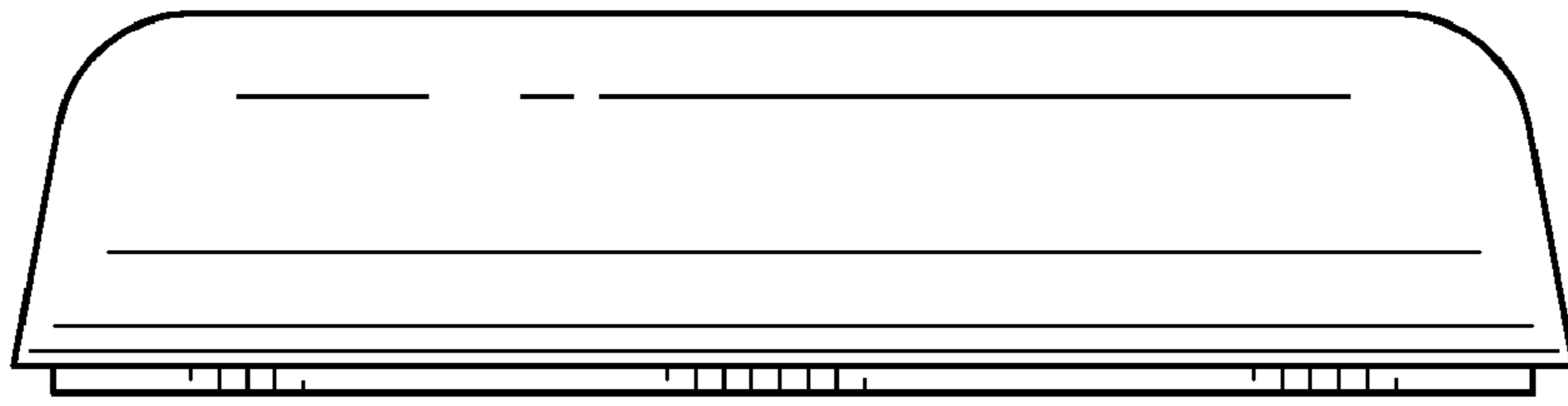


FIG. 3

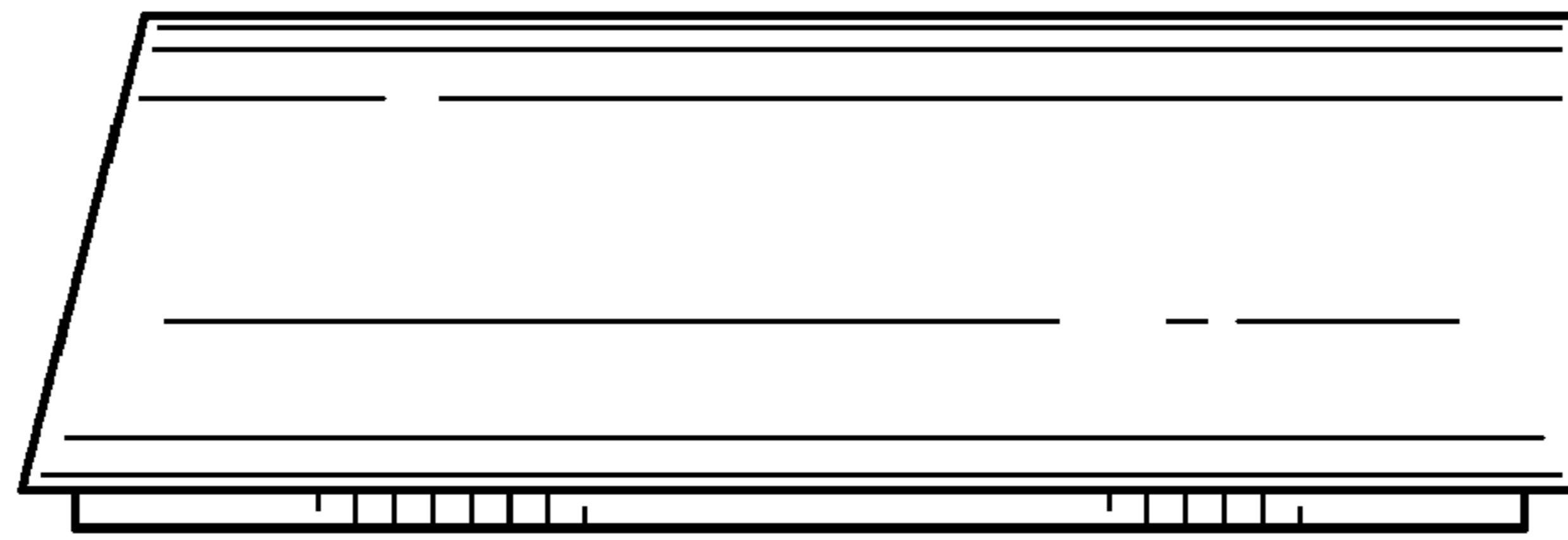


FIG. 4

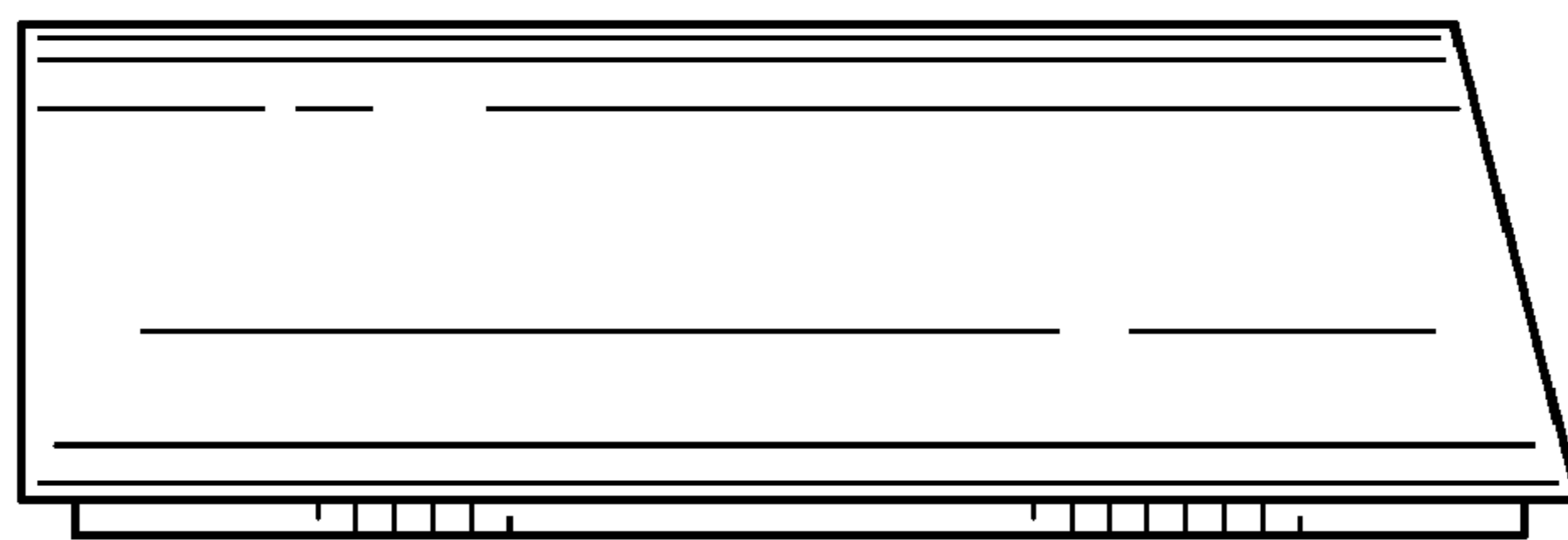


FIG. 5