

US00D592185S

(12) **United States Design Patent**
Ragde, Jr. et al.

(10) **Patent No.:** **US D592,185 S**

(45) **Date of Patent:** **** *May 12, 2009**

(54) **PORTABLE SPEAKER SYSTEM**

D491,167 S 6/2004 Yokoyama

(Continued)

(75) Inventors: **Jorge V. Ragde, Jr.**, Canyon Country, CA (US); **Timothy J. Jacobus**, Agoura Hills, CA (US)

FOREIGN PATENT DOCUMENTS

(73) Assignee: **Portable Sound Laboratories, Inc.**, Chatsworth, CA (US)

DE 202006005333 U1 7/2006

(Continued)

(*) Notice: This patent is subject to a terminal disclaimer.

OTHER PUBLICATIONS

(**) Term: **14 Years**

Office Action, mailed Sep. 4, 2007, U.S. Appl. No. 29/282,181, filing date Jul. 12, 2007, First Named Inventor, Jorge V. Ragde, Jr., 10 pages.

(Continued)

(21) Appl. No.: **29/318,544**

Primary Examiner—Nanda Bondade

(22) Filed: **May 22, 2008**

(74) *Attorney, Agent, or Firm*—Blakely, Sokoloff, Taylor & Zafman, LLP

Related U.S. Application Data

(63) Continuation of application No. 29/282,187, filed on Jul. 12, 2007, now Pat. No. Des. 569,846.

(57) **CLAIM**

The ornamental design for portable speaker system, as shown and described.

(51) **LOC (9) Cl.** **14-01**

(52) **U.S. Cl.** **D14/214**

(58) **Field of Classification Search** D14/204, D14/211–216, 172, 188, 474, 496; D3/218, D3/301; D6/632–635; 181/143–148, 150, 181/157, 198–199, 151, 153; 381/300–302, 381/306, 333, 345, 361–364, 385–388, 332, 381/336; 361/689, 679; 224/576, 929

DESCRIPTION

FIG. 1 is a rear perspective view of a portable speaker system.

FIG. 2 is a front perspective view of the portable speaker system FIG. 1.

FIG. 3 is a rear elevational view of the portable speaker system of FIG. 1.

FIG. 4 is a front elevational view of the portable speaker system of FIG. 1.

FIG. 5 is a top plan view of the portable speaker system of FIG. 1.

FIG. 6 is a bottom plan view of the portable speaker system of FIG. 1; and,

FIG. 7 is a left side elevational view of portable speaker system of FIG. 1.

The broken lines in the figures are for environmental purpose only and form no part of the claimed design.

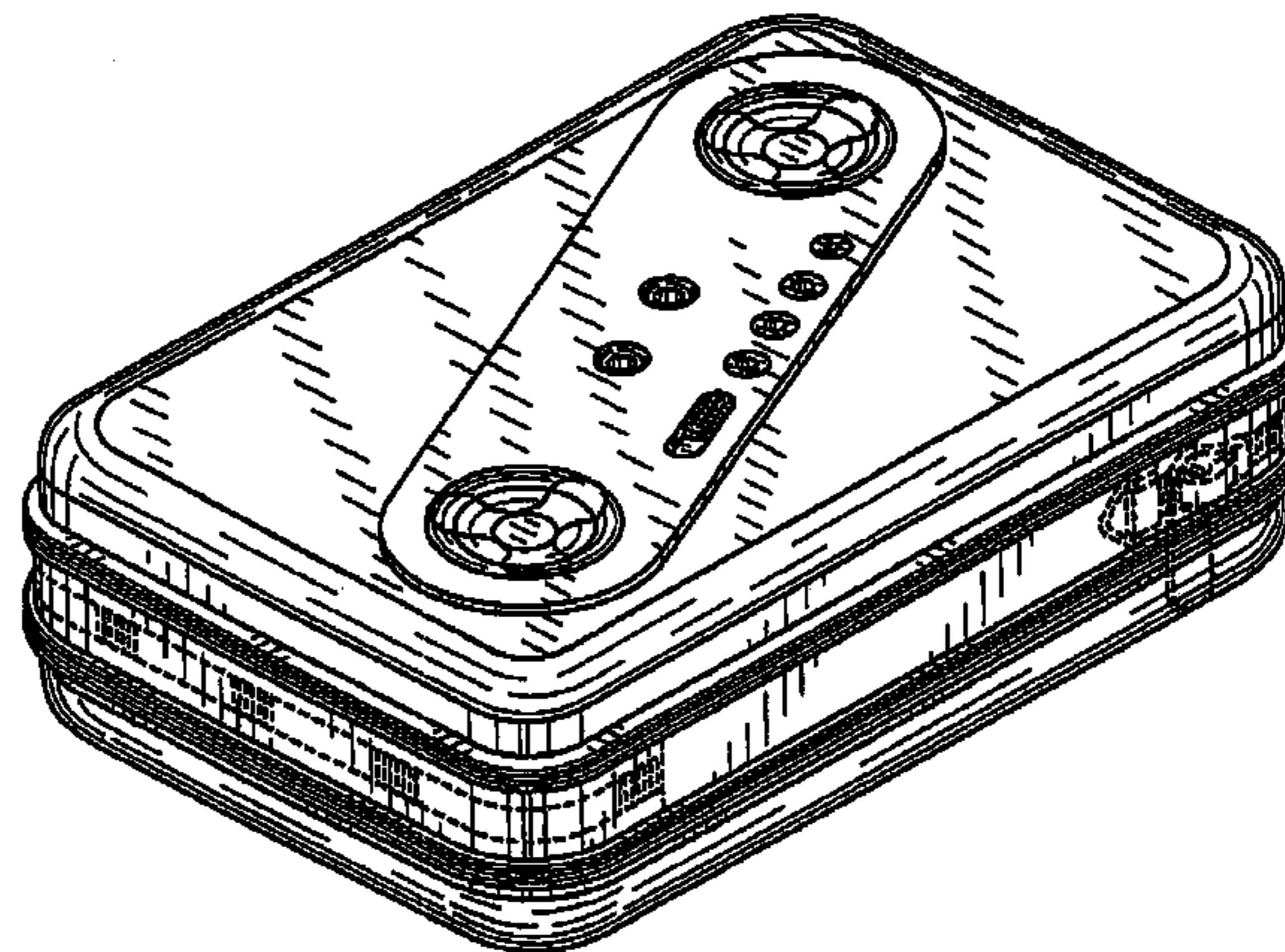
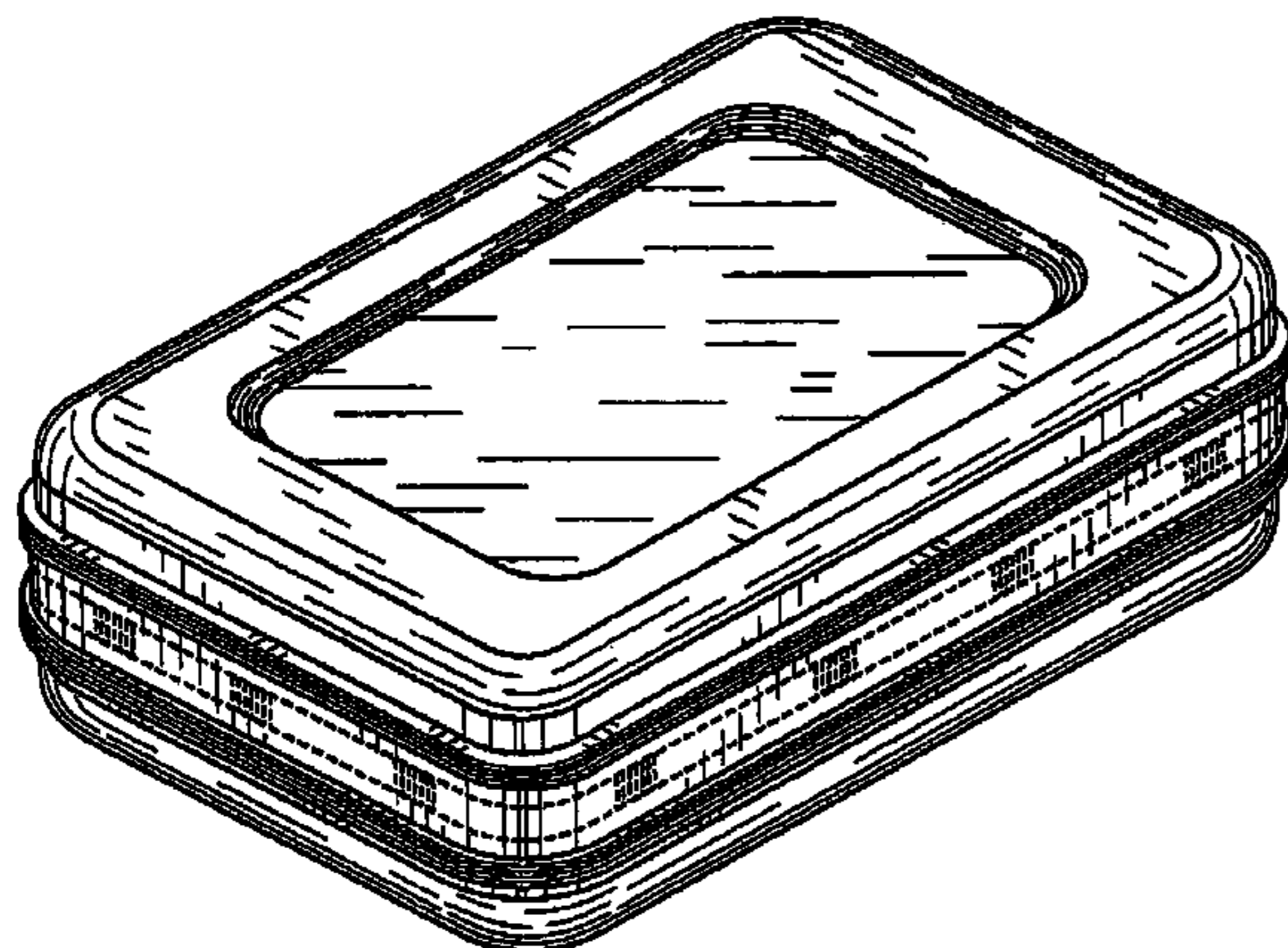
See application file for complete search history.

(56) **References Cited**

U.S. PATENT DOCUMENTS

D302,903 S	8/1989	Johnston
D376,150 S	12/1996	Pesce
D407,432 S	3/1999	Tell
6,345,751 B1	2/2002	Elliot
D469,421 S	1/2003	Stickles et al.
6,522,613 B1	2/2003	Frankeny et al.
D483,349 S	12/2003	Murakami
6,712,249 B2	3/2004	Magnusson et al.
D488,483 S	4/2004	Hu
D489,529 S	5/2004	Vish et al.

1 Claim, 6 Drawing Sheets



US D592,185 S

Page 2

U.S. PATENT DOCUMENTS

D495,185 S 8/2004 Palmer
D497,051 S 10/2004 Nieves
D498,471 S 11/2004 Solland et al.
D502,165 S 2/2005 Ching
D508,689 S 8/2005 Schul et al.
D511,895 S 11/2005 Vish et al.
D513,148 S 12/2005 Nieves
D516,579 S 3/2006 Nakamura
D517,364 S 3/2006 Nieves
D524,798 S 7/2006 Koizumi
7,095,867 B2 8/2006 Schul et al.
D527,722 S 9/2006 Yeh
D535,287 S 1/2007 Patel
D537,071 S 2/2007 Chen
7,184,259 B2 2/2007 Marler et al.
D538,787 S 3/2007 Tsai

D540,781 S 4/2007 Patel et al.
D542,776 S 5/2007 Dayan
2002/0088726 A1 7/2002 Chou
2006/0078143 A1 4/2006 Yang
2006/0269091 A1 11/2006 Fan
2006/0274910 A1 12/2006 Schul et al.
2007/0076911 A1 4/2007 Schul, et al.

FOREIGN PATENT DOCUMENTS

JP 0501995 8/2005

OTHER PUBLICATIONS

Office Action, mailed Nov. 14, 2007, U.S. Appl. No. 29/282,184, filed Jul. 12, 2007, First Named Inventor, Jorge V. Ragde, Jr., 10 pages.
Office Action, mailed Nov. 14, 2007, U.S. Appl. No. 29/282,187, filed Jul. 12, 2007, First Named Inventor, Jorge V. Ragde, Jr., 10 pages.

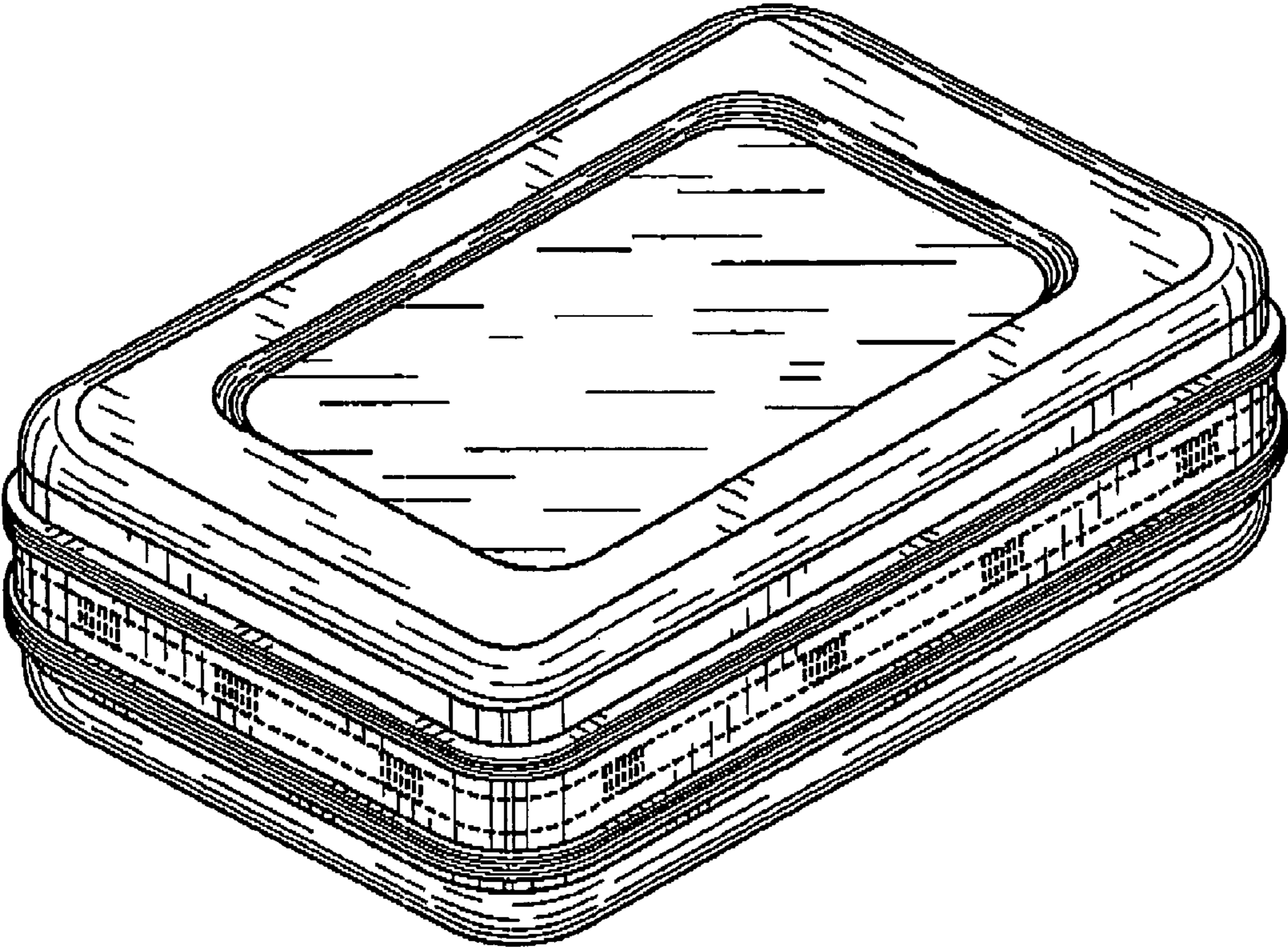


FIG. 1

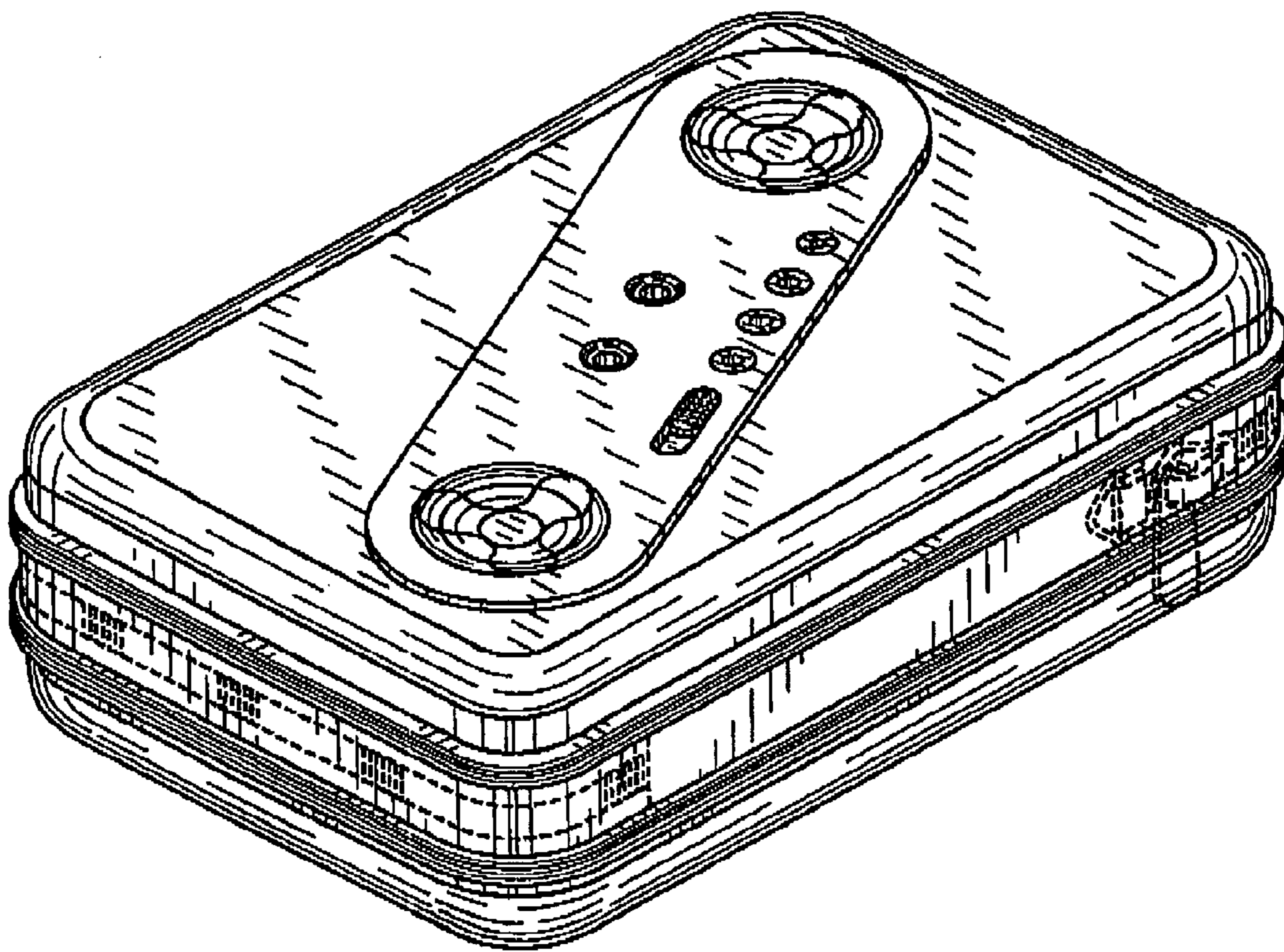


FIG. 2

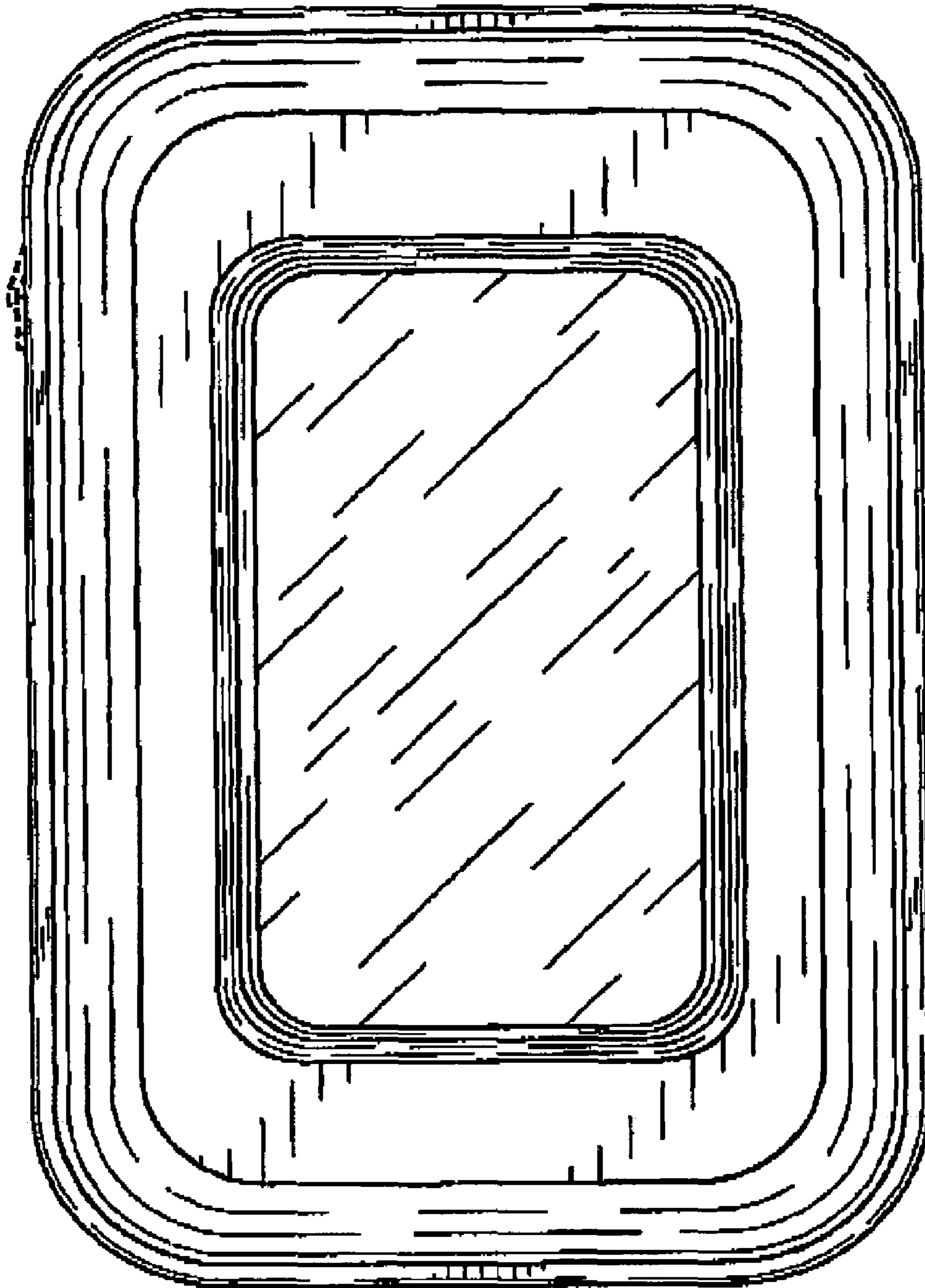


FIG. 3

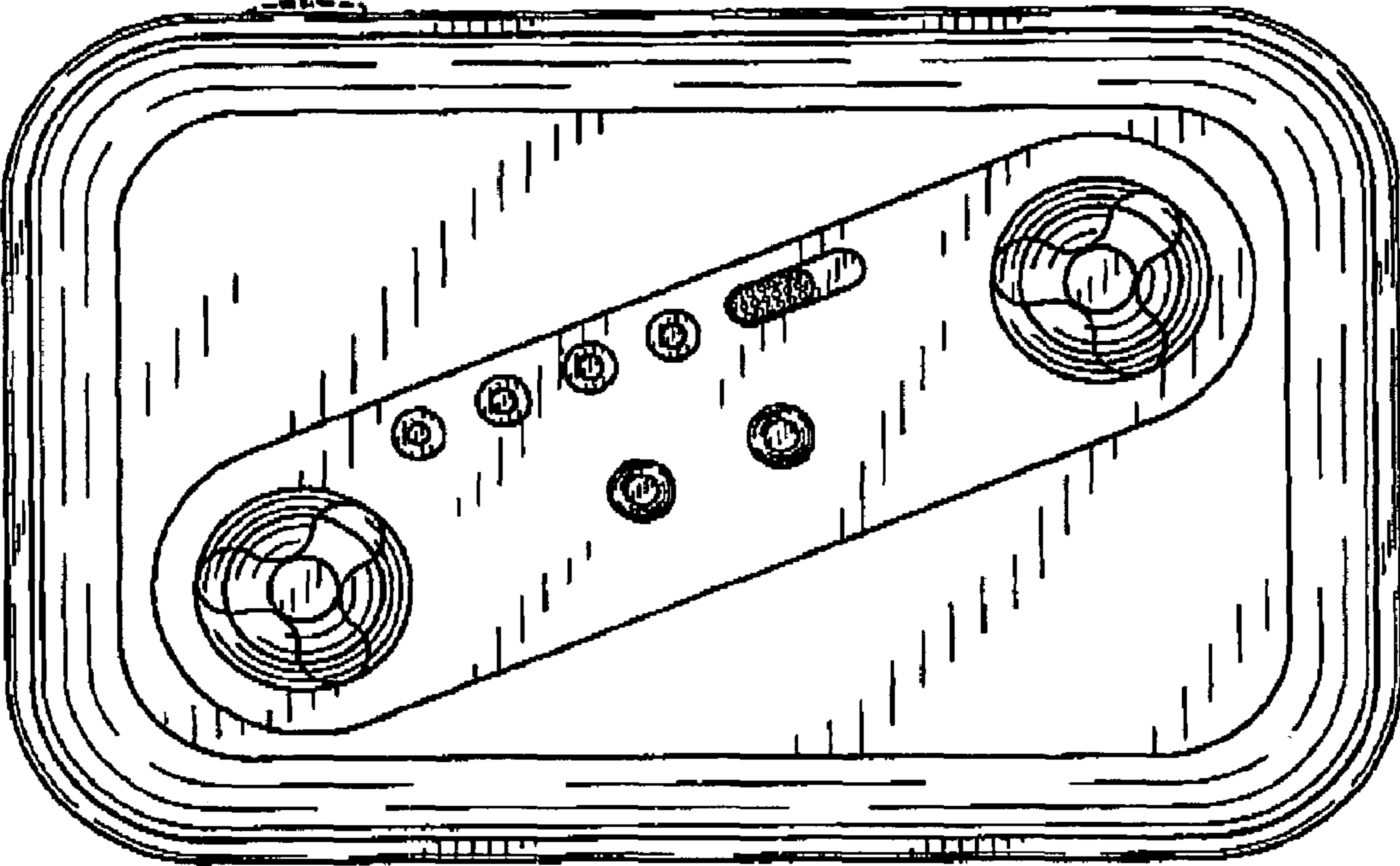


FIG. 4




FIG. 5




FIG. 6

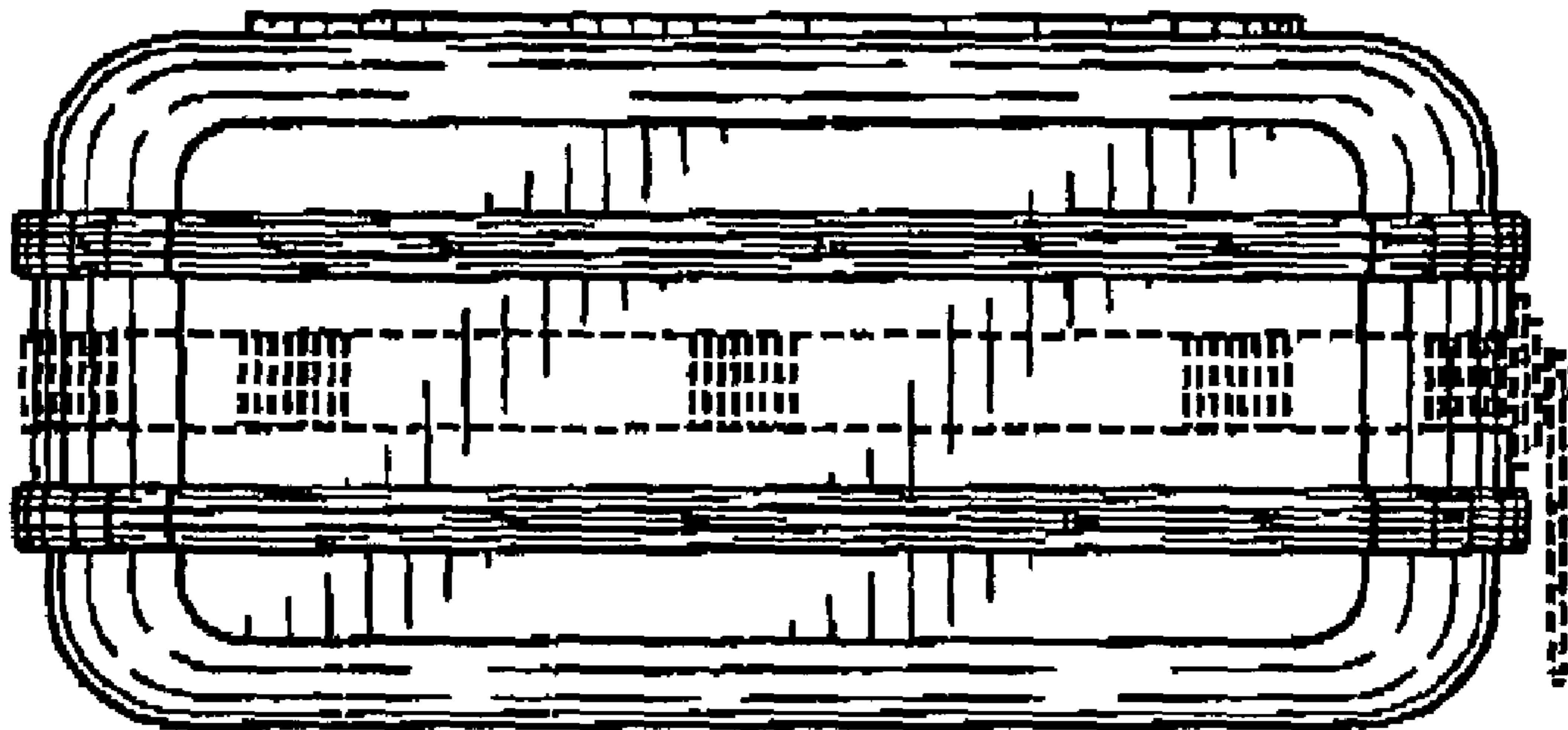


FIG. 7