

US00D592155S

(12) **United States Design Patent**  
**Drews et al.**

(10) **Patent No.:** **US D592,155 S**  
(45) **Date of Patent:** **\*\* May 12, 2009**

(54) **DISPLAY FOR INVERTER FOR PHOTOVOLTAIC INSTALLATION**  
(75) Inventors: **Peter Drews**, Kassel (DE); **Bernd Engel**, Wolfenbuttel (DE)  
(73) Assignee: **SMA Solar Technology AG**, Niestetal (DE)

D366,460 S \* 1/1996 Jorgenson ..... D13/177  
D423,962 S \* 5/2000 Ott ..... D10/80  
D427,155 S \* 6/2000 Pawley et al. .... D13/162  
D443,595 S \* 6/2001 Pawley ..... D13/167  
D458,229 S \* 6/2002 Albrecht et al. .... D13/162  
D482,335 S \* 11/2003 Chang ..... D13/162  
2006/0036335 A1\* 2/2006 Banter et al. .... 700/17

(\*\*) Term: **14 Years**  
(21) Appl. No.: **29/307,426**  
(22) Filed: **Apr. 18, 2008**

\* cited by examiner  
*Primary Examiner*—Daniel D Bui  
*Assistant Examiner*—Thomas J Johannes  
(74) *Attorney, Agent, or Firm*—Thomas R. Vigil

**Related U.S. Application Data**

(62) Division of application No. 29/289,745, filed on Jul. 31, 2007.

(57) **CLAIM**

The ornamental design for a display for inverter for photovoltaic installation, as shown and described.

**Foreign Application Priority Data**

May 10, 2007 (DE) ..... 4 07 02 446

**DESCRIPTION**

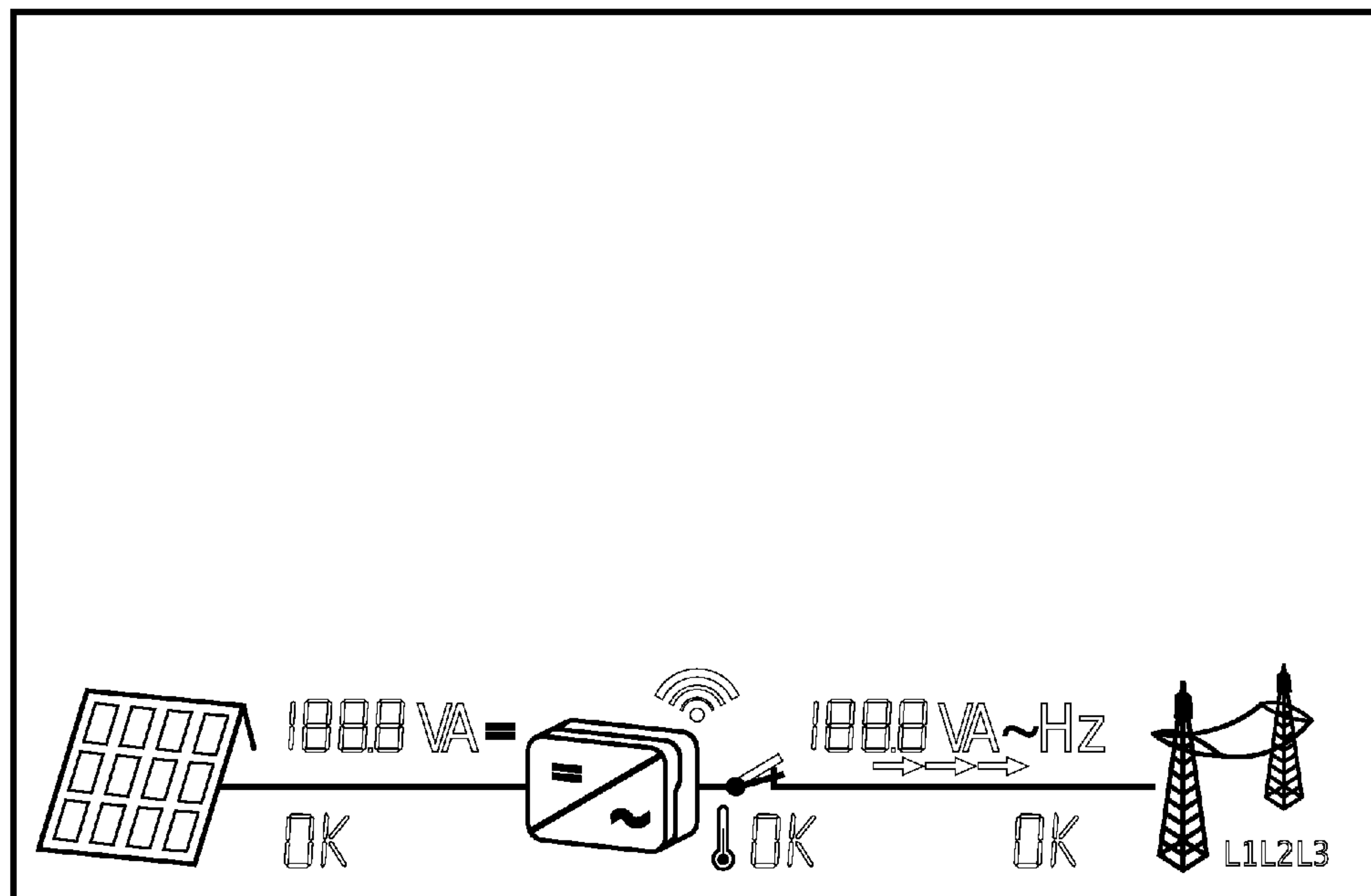
(51) **LOC (9) Cl.** ..... **13-03**  
(52) **U.S. Cl.** ..... **D13/162; D14/485**  
(58) **Field of Classification Search** ..... D13/158, D13/162, 164, 168, 173, 177, 184; D12/192; D10/102, 103, 125; 307/115; 361/679, 680, 361/690; 364/424.01, 424.03, 424.04, 424.07; 388/934; 200/5 A, 5 R; 700/17, 83  
See application file for complete search history.

FIG. 1 is a front elevational view of a display for inverter for photovoltaic installation showing our new design in a typical usage environment; and,  
FIG. 2 is a front elevational view thereof, enlarged for clarity.  
The display consists of variable illuminated graphic elements used to display information: the bold lines and dark areas indicate typical illuminated usage conditions.  
The broken line portion of the figure drawings is included to show unclaimed subject matter only and forms no part of the claimed design.

(56) **References Cited**  
U.S. PATENT DOCUMENTS

D296,776 S \* 7/1988 Hansen et al. .... D13/164

**1 Claim, 2 Drawing Sheets**



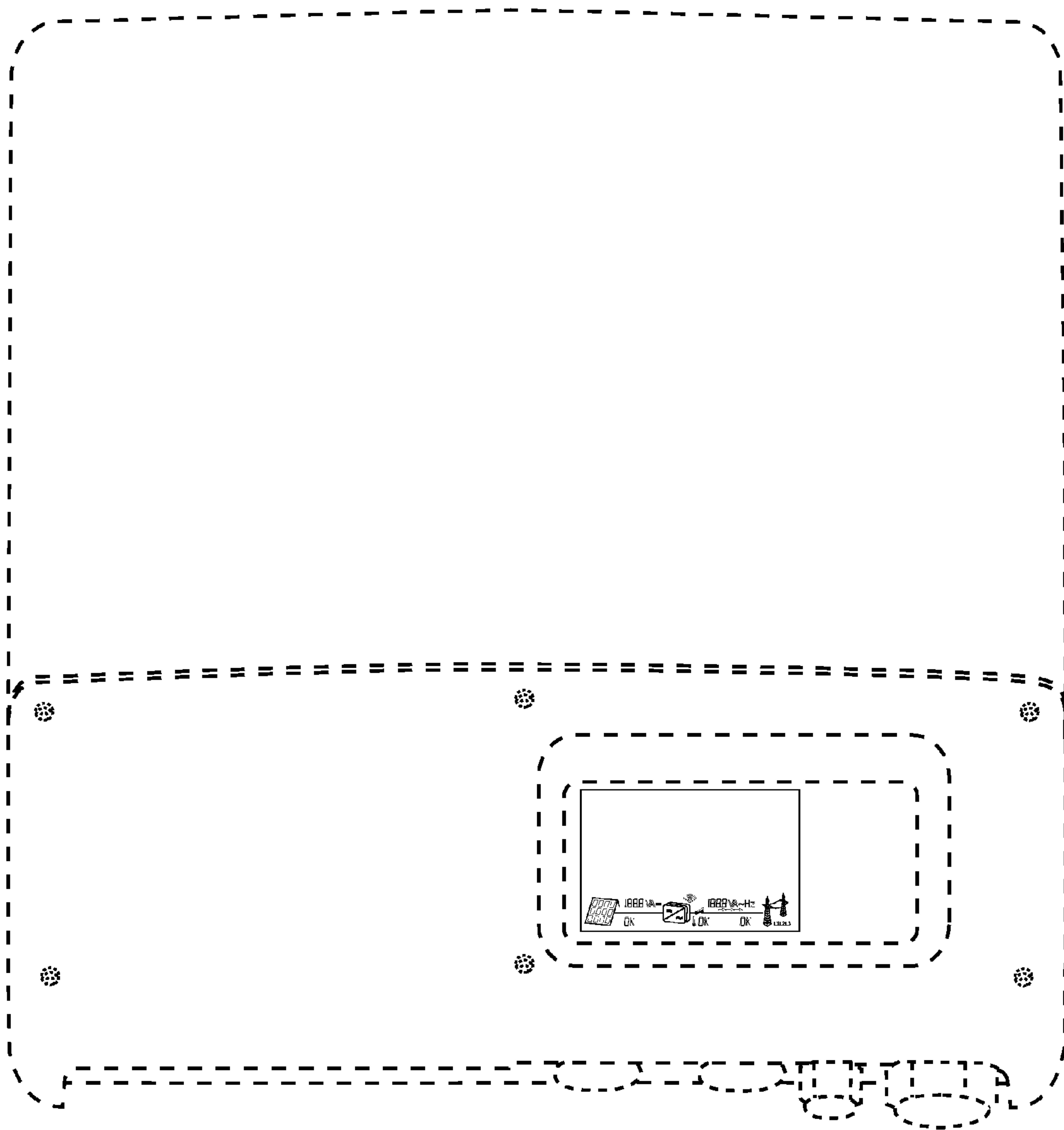


FIG.1

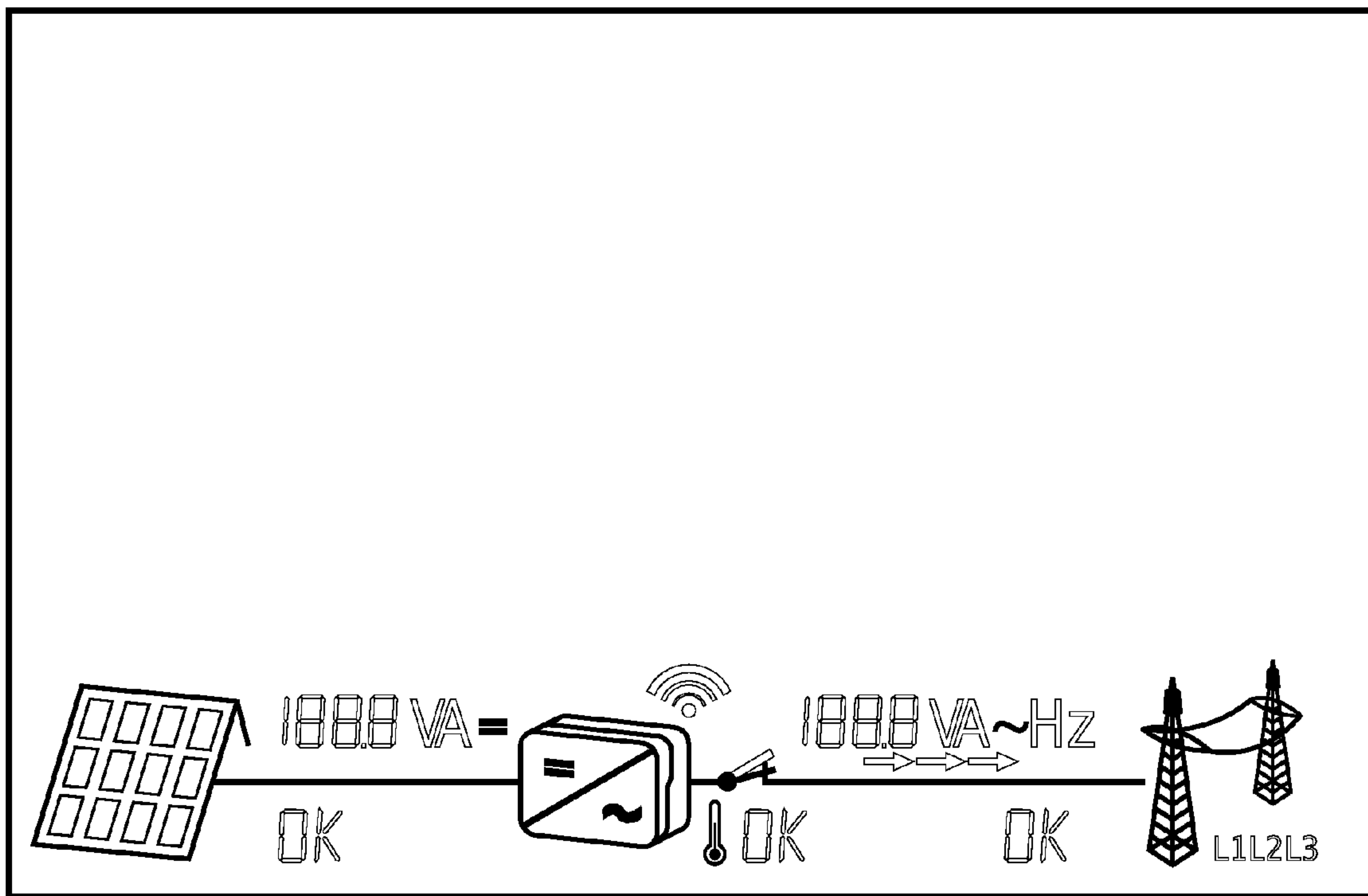


FIG.2