



US00D592126S

(12) **United States Design Patent**
da Silveira et al.

(10) **Patent No.:** **US D592,126 S**

(45) **Date of Patent:** **** May 12, 2009**

(54) **AIRCRAFT COCKPIT THROTTLE CONSOLE**

D575,212 S * 8/2008 Tsay et al. D12/192

(75) Inventors: **Eduardo Leandro da Silveira**, São José dos Campos - SP (BR); **Mozart Marques Louzada Junior**, São José dos Campos - SP (BR)

* cited by examiner

Primary Examiner—Stacia Cadmus

(74) *Attorney, Agent, or Firm*—Nixon & Vanderhye P.C.

(73) Assignee: **Embraer - Empresa Brasileira de Aeronautica S.A.**, Sao Jose Dos Campos - SP (BR)

(57) **CLAIM**

The ornamental design for an “aircraft cockpit throttle console,” as shown and described.

(**) Term: **14 Years**

DESCRIPTION

(21) Appl. No.: **29/324,988**

This application may be deemed related to commonly owned copending U.S. Design patent application Ser. No. 29/324, 987 entitled “Aircraft Control Panel” and filed even date herewith, which application is expressly incorporated hereinto by reference.

(22) Filed: **Sep. 24, 2008**

(51) **LOC (9) Cl.** **12-16**

(52) **U.S. Cl.** **D12/415; D12/345**

(58) **Field of Classification Search** D12/192, D12/415, 179, 345, 421, 423–425; 180/190; 280/750–752; 296/190.01–190.09, 70; 224/401, 224/212; D10/46, 98, 102–103; 220/DIG. 2; 244/118.5, 129.1; 340/945, 971, 975, 675; 307/101, 91

FIG. 1 is a top left side perspective view of an aircraft cockpit throttle console which embodies my new and original design therefore;

FIG. 2 is a front elevation view thereof, the rear elevation view being unornamented;

FIG. 3 is a top plan view thereof, the bottom plan view being unornamented, wherein the broken lines in FIG. 3 represent console components, such as switches, knobs, annunciators, handles and the like, which are in the environment of the claimed design, but which do not form part of the claimed design; and,

See application file for complete search history.

FIG. 4 is a right side elevation view thereof, the left side elevation view being essentially a mirror image thereof.

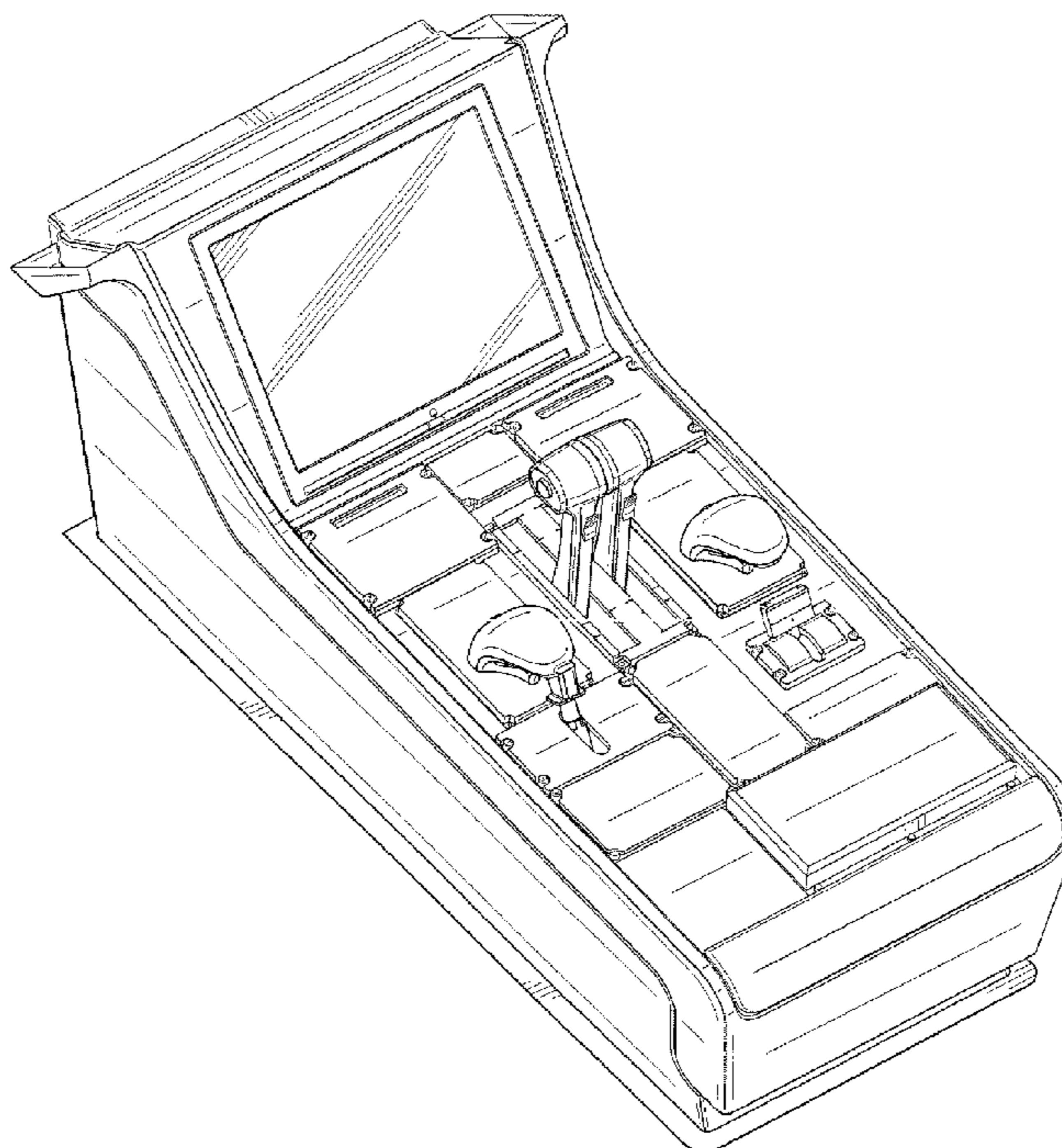
The aircraft cockpit throttle console is shown on an enlarged scale in FIGS. 2–4.

(56) **References Cited**

U.S. PATENT DOCUMENTS

D273,150 S	*	3/1984	Benson	D12/425
D385,847 S	*	11/1997	Ma et al.	D12/415
D434,365 S	*	11/2000	Herer et al.	D12/415
D443,246 S	*	6/2001	Smith	D12/415
D553,554 S	*	10/2007	Figueiredo	D12/415
D556,107 S		11/2007	Figueiredo		
D563,300 S	*	3/2008	Nishimura et al.	D12/192

1 Claim, 4 Drawing Sheets



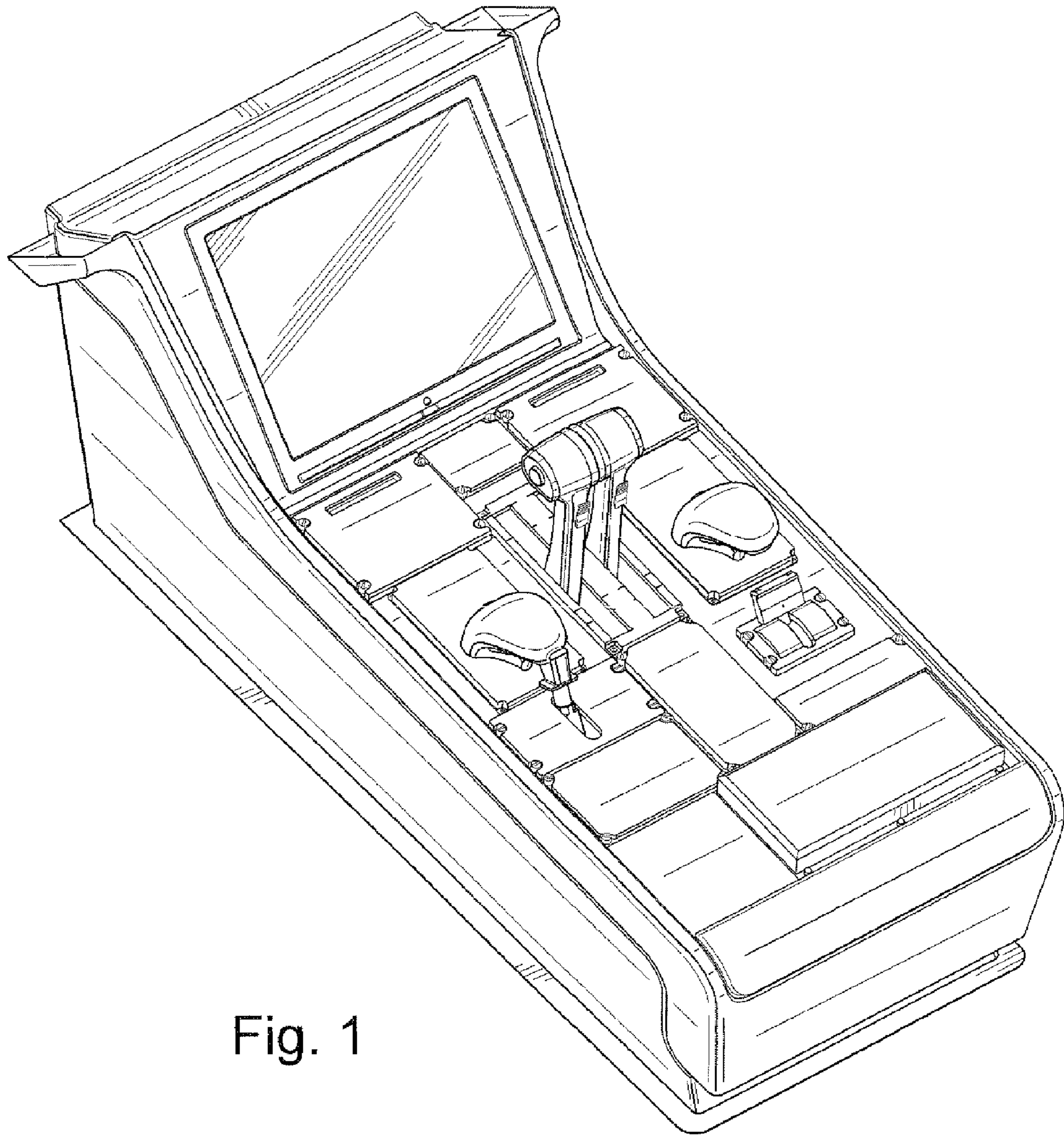


Fig. 1

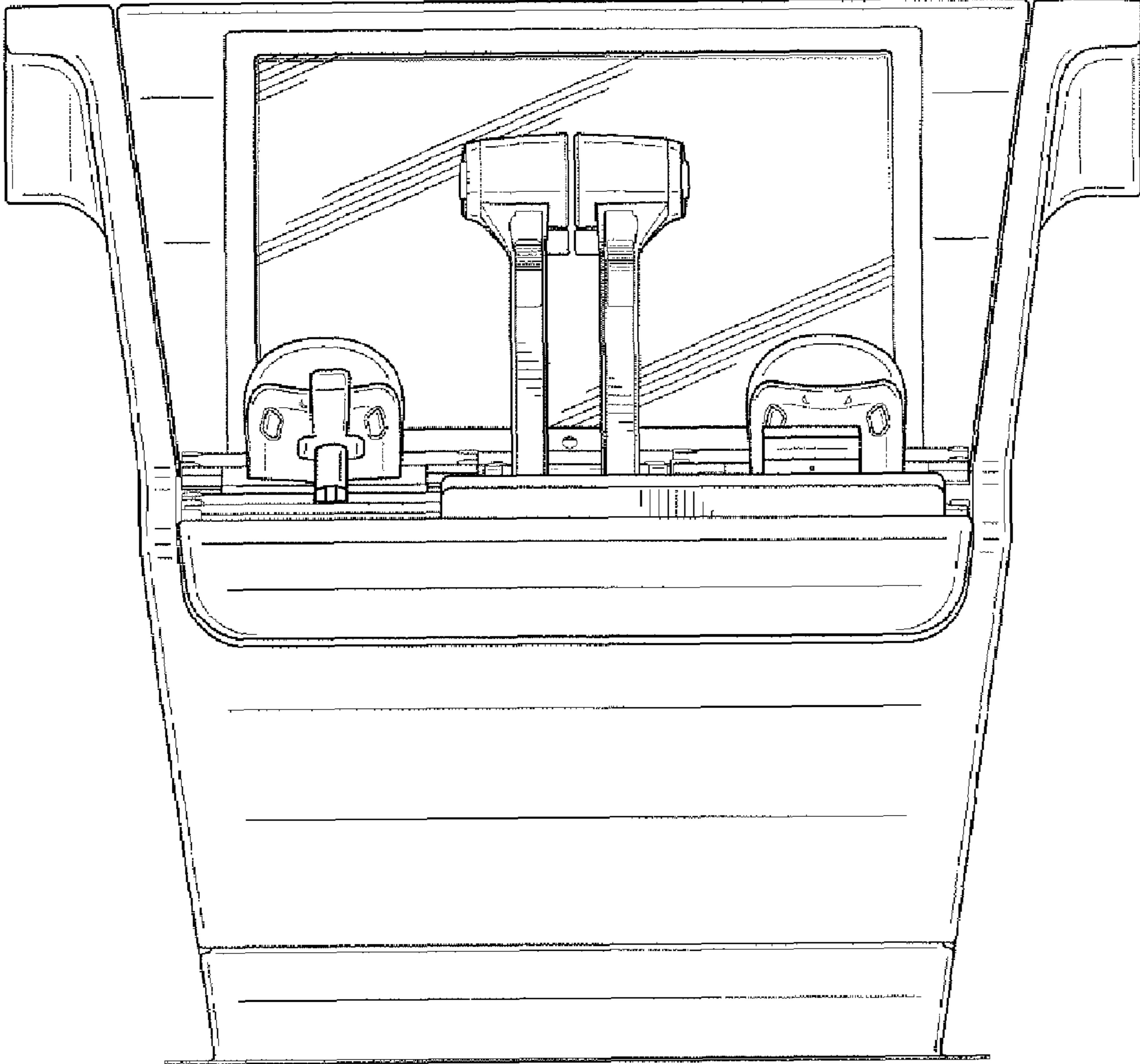


Fig. 2

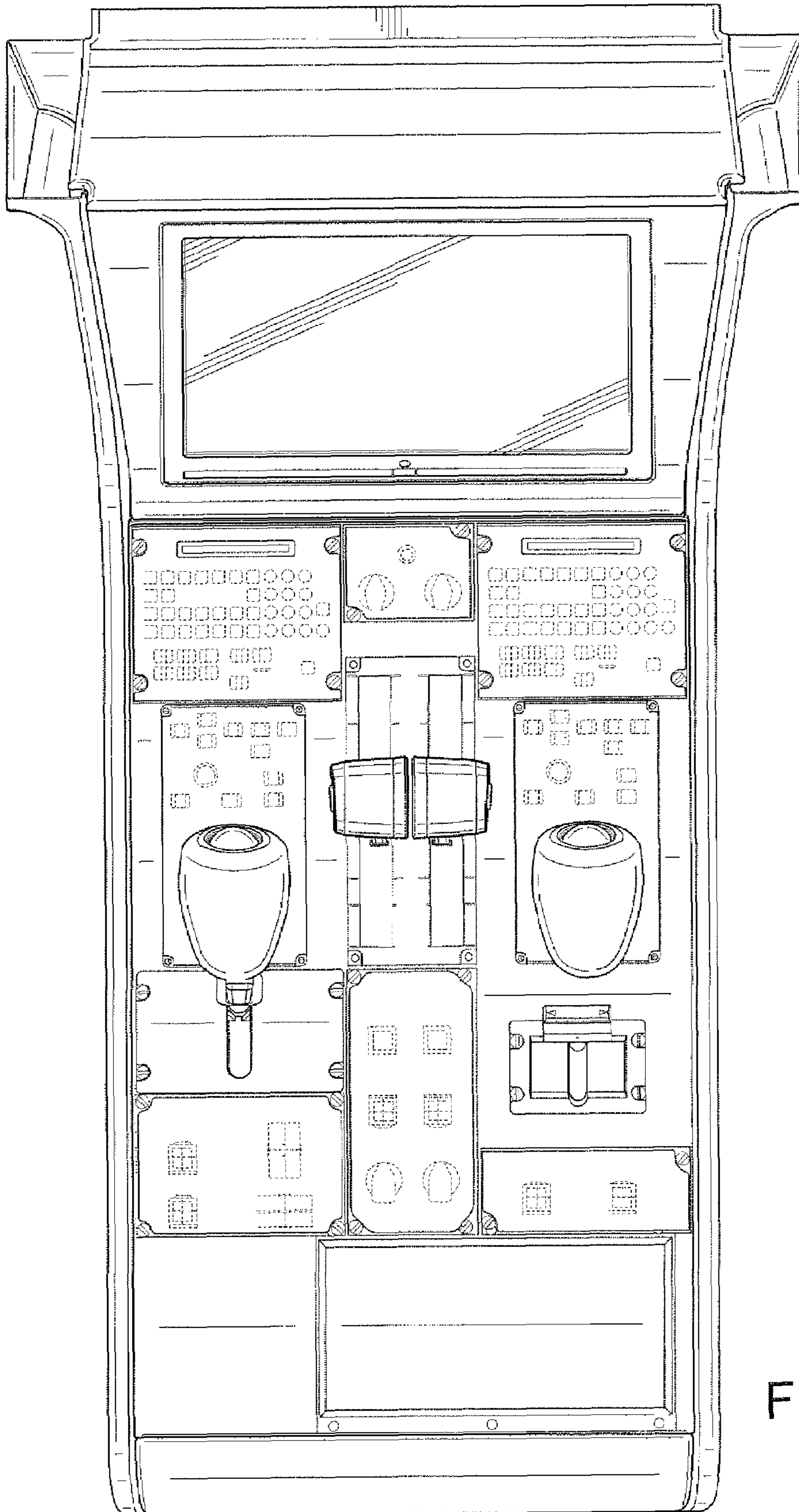


Fig. 3




Fig. 4