



US00D592122S

(12) **United States Design Patent**
Prestridge

(10) **Patent No.:** **US D592,122 S**

(45) **Date of Patent:** **** *May 12, 2009**

(54) **MOLDABLE FABRIC KAYAK**

(74) *Attorney, Agent, or Firm*—Cheryl J. Brickey

(75) Inventor: **Charles W. Prestridge**, LaGrange, GA
(US)

(57) **CLAIM**

The ornamental design for a moldable fabric kayak, as shown and described.

(73) Assignee: **Milliken & Company**, Spartanburg, SC
(US)

(**) Term: **14 Years**

DESCRIPTION

(21) Appl. No.: **29/264,541**

FIG. 1 is a perspective view of the moldable fabric kayak ornamental design.

(22) Filed: **Aug. 11, 2006**

FIG. 2 is a top plan view of the moldable fabric kayak ornamental design.

(51) **LOC (9) Cl.** **12-06**

(52) **U.S. Cl.** **D12/302**

(58) **Field of Classification Search** D12/300,
D12/302, 303, 304, 316, 317; 114/343, 345,
114/347, 348, 351–358, 361, 363; 135/95;
D21/542, 801; D5/47

FIG. 3 is a bottom plan view of the moldable fabric kayak ornamental design.

FIG. 4 is a right elevational view of the moldable fabric kayak ornamental design the left elevational view being a mirror image thereof.

See application file for complete search history.

FIG. 5 is a front elevational view of the moldable fabric kayak ornamental design.

(56) **References Cited**

U.S. PATENT DOCUMENTS

5,331,915	A *	7/1994	Snyder	114/347
5,769,106	A *	6/1998	Achuff	135/95
6,223,678	B1 *	5/2001	Haller et al.	114/347
D468,253	S *	1/2003	Haller	D12/302
7,063,034	B2 *	6/2006	Penny	114/347
7,185,600	B2 *	3/2007	Toussi et al.	114/345
D541,728	S *	5/2007	Fritsch	D12/300
2003/0233972	A1 *	12/2003	Hardegree	114/361
2006/0032424	A1 *	2/2006	Penny	114/347

FIG. 6 is a rear elevational view of the moldable fabric kayak ornamental design; and,

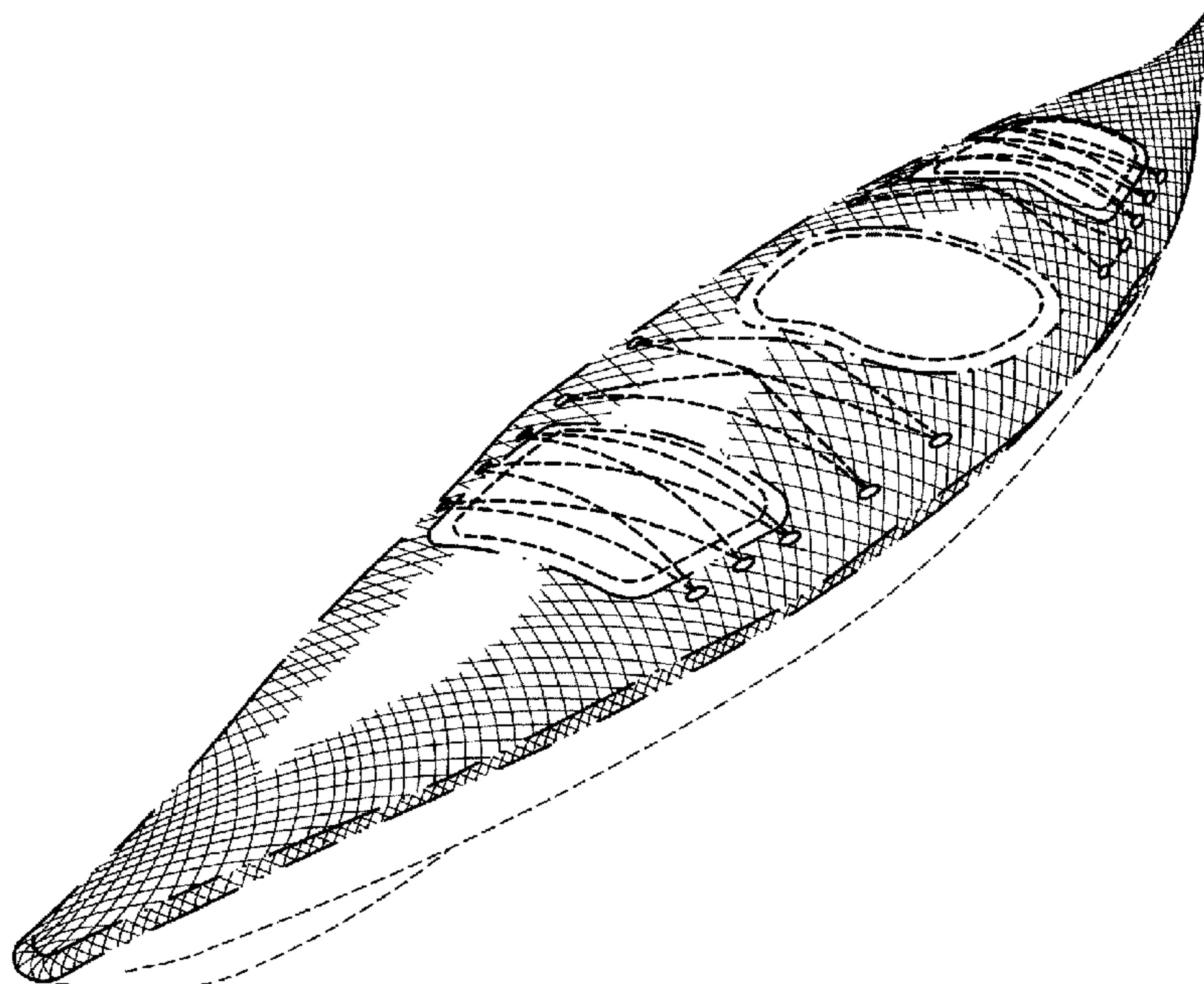
FIG. 7 is a greatly enlarged partial view showing the configuration of the surface of the moldable fabric kayak.

The dash-dot broken lines defining the boundaries of the fabric covered areas represent the bounds of the claim and all other dashed broken lines show environmental structure which are for illustrative purposes only. None of the broken lines form a part of the claimed design. The fragmentary depiction of the fabric on the kayak is understood to cover the shaded surfaces of the moldable fabric kayak within the broken line boundaries of the claim.

* cited by examiner

Primary Examiner—Holly H Baynham
Assistant Examiner—Cynthia M Chin

1 Claim, 4 Drawing Sheets



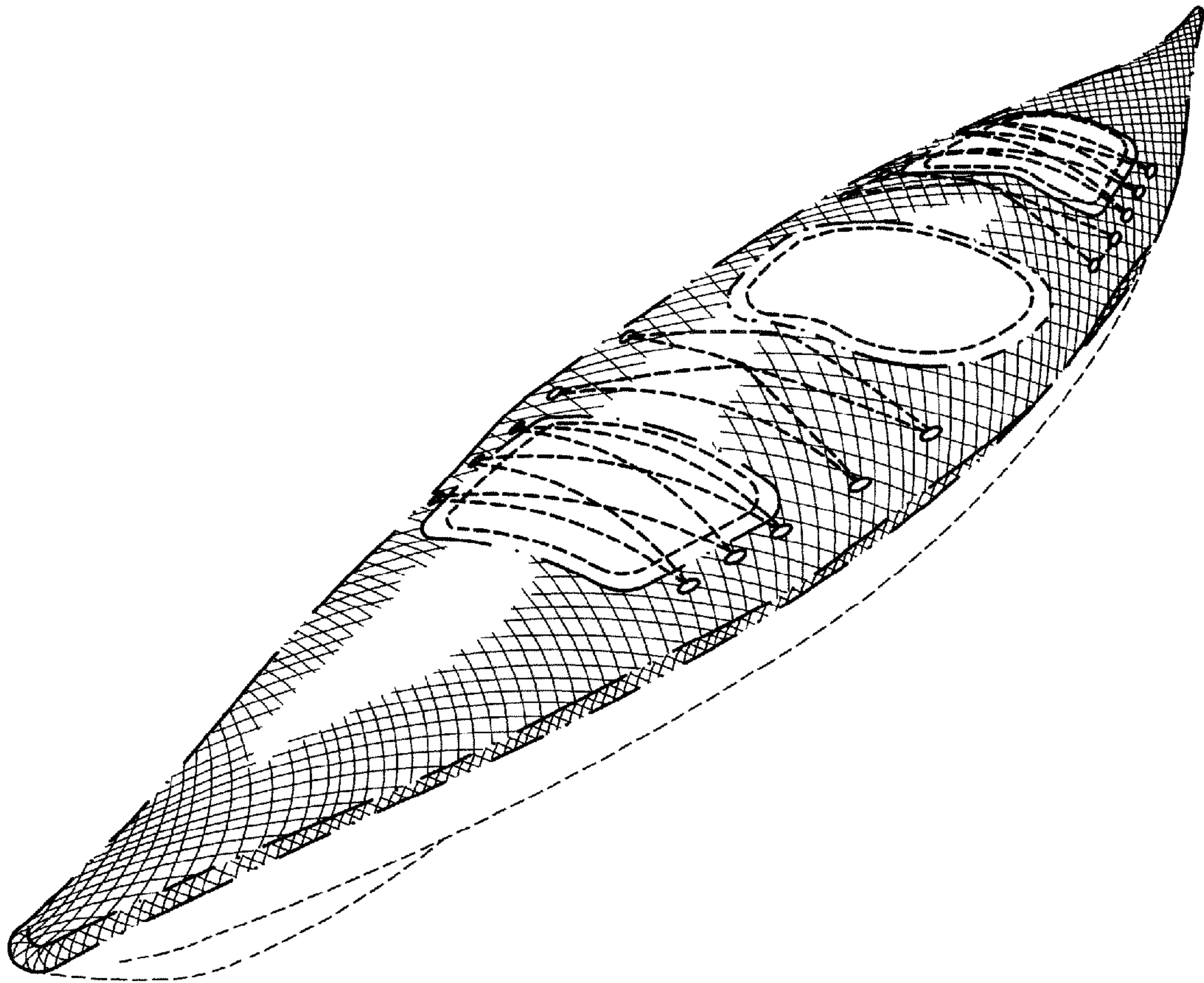


FIG. -1-

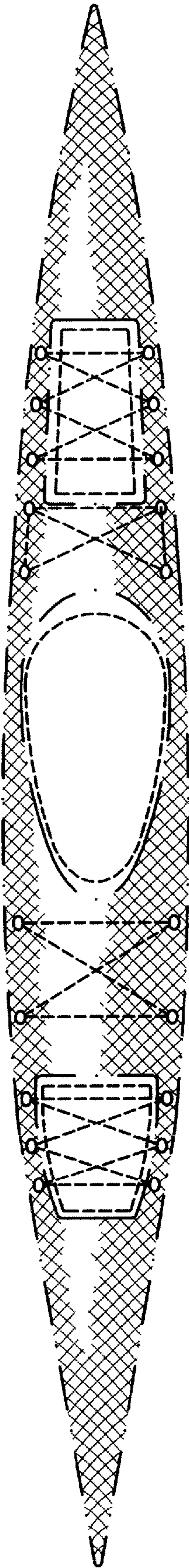


FIG. -2-




FIG. -3-

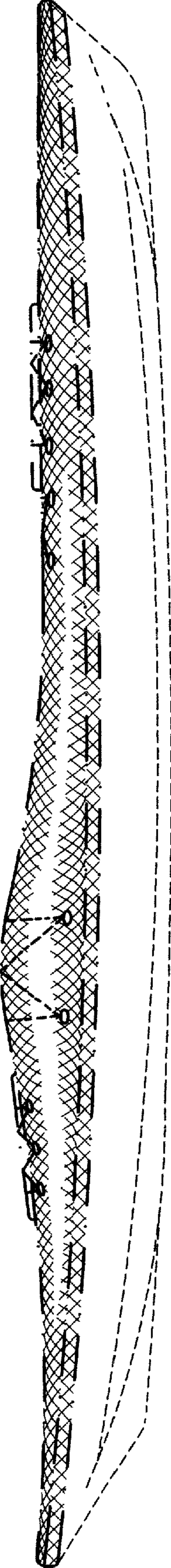


FIG. 4--

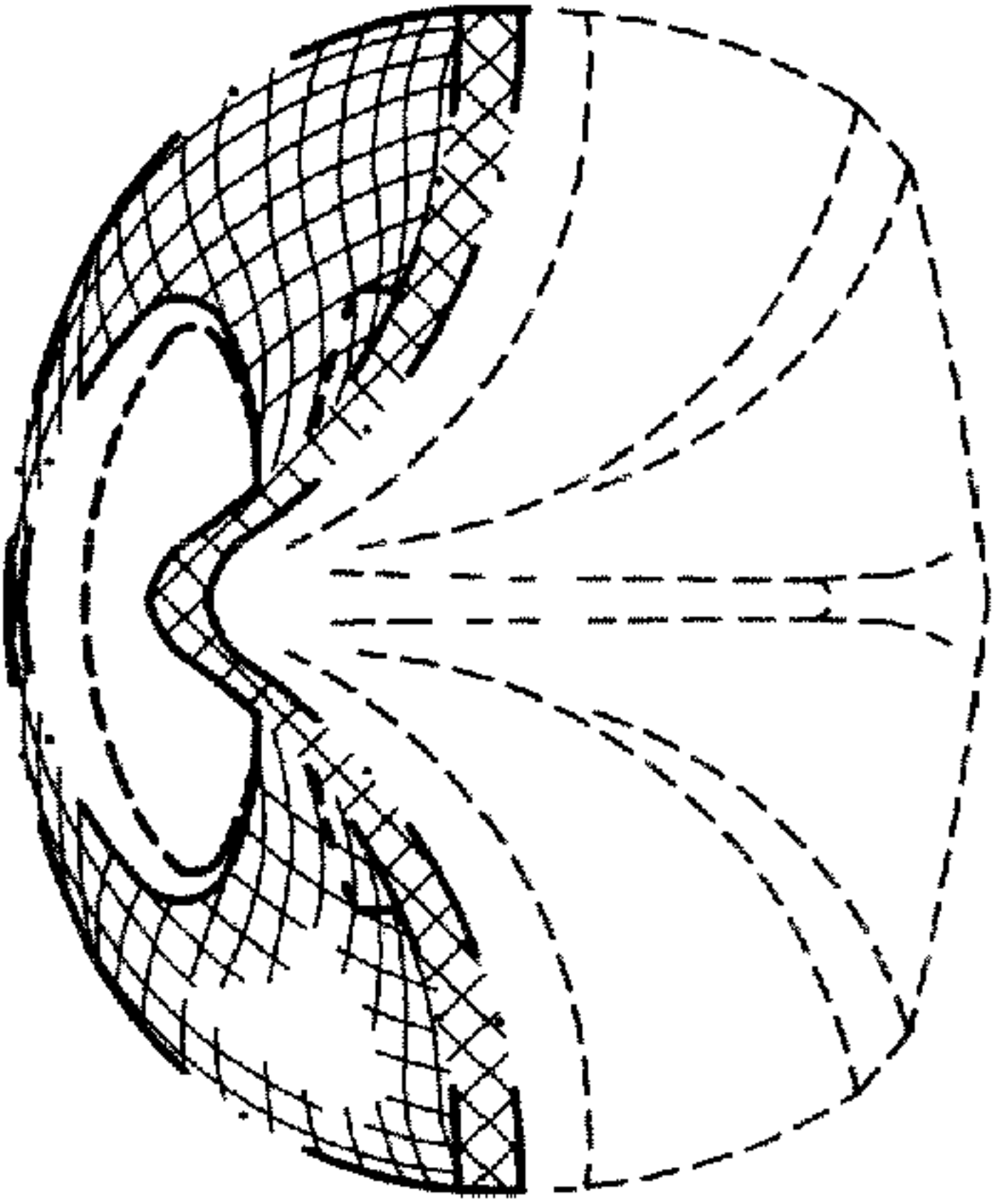


FIG. 5--

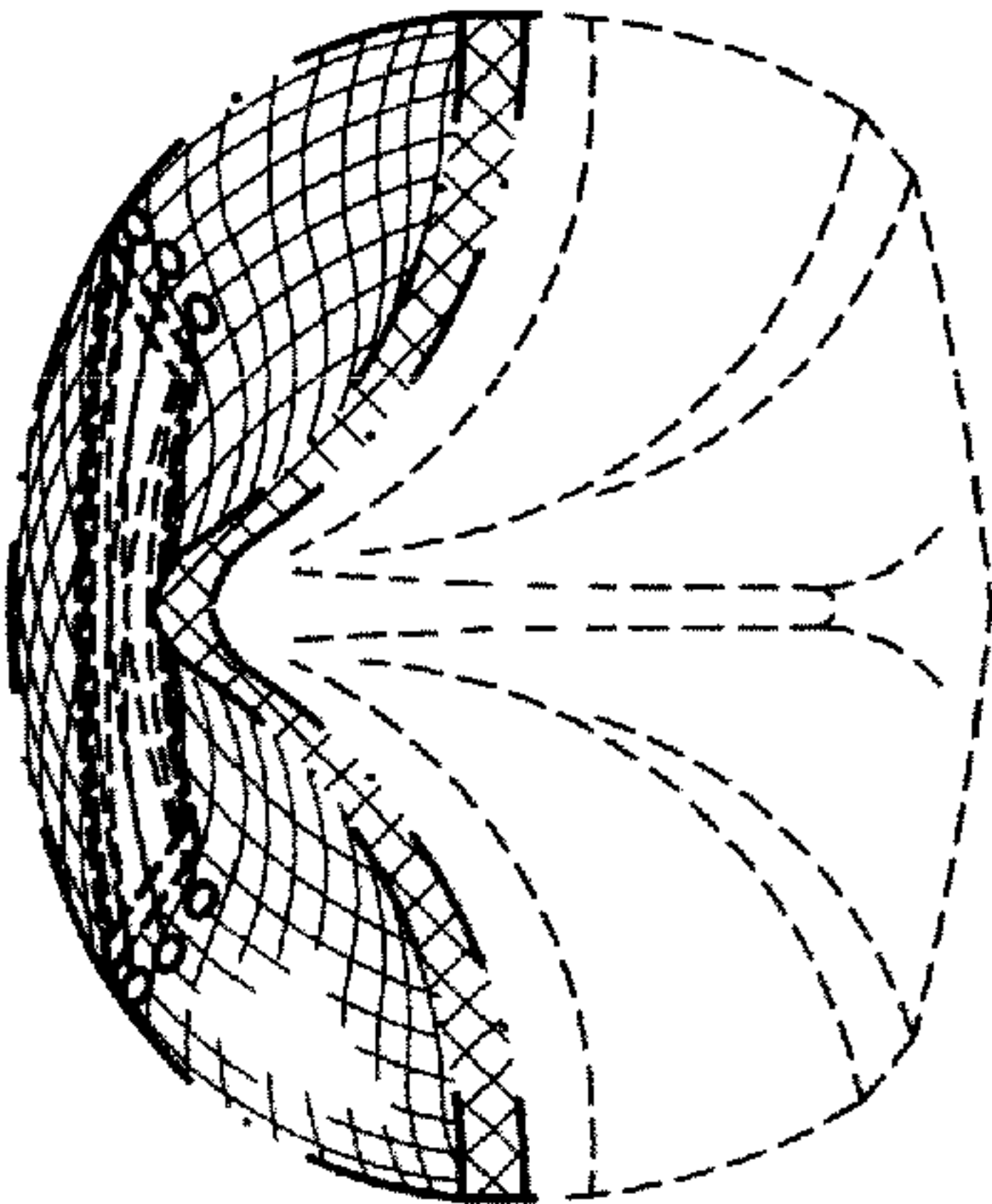


FIG. 6--




FIG. -7-