

US00D592119S

(12) **United States Design Patent**
Heizmann

(10) **Patent No.:** **US D592,119 S**

(45) **Date of Patent:** **** May 12, 2009**

(54) **VEHICLE WHEEL**

(75) Inventor: **Karl Heizmann**, Oberwolfach (DE)

(73) Assignee: **BBS International GmbH**, Schiltach (DE)

(**) Term: **14 Years**

(21) Appl. No.: **29/307,213**

(22) Filed: **Apr. 7, 2008**

(30) **Foreign Application Priority Data**

Oct. 8, 2007 (EP) 000 803 952

(51) **LOC (9) Cl.** **12-16**

(52) **U.S. Cl.** **D12/211**

(58) **Field of Classification Search** D12/204–213;
301/37.101, 64.101, 65, 64.201
See application file for complete search history.

(56) **References Cited**

U.S. PATENT DOCUMENTS

- D256,687 S * 9/1980 Zielinski D12/205
- D451,876 S * 12/2001 Kohl D12/211
- D481,663 S * 11/2003 Maifrini D12/211
- D491,872 S * 6/2004 Lai D12/211

- D506,717 S * 6/2005 Gallert D12/209
- D515,003 S * 2/2006 Echazabal D12/211
- D533,826 S * 12/2006 Scheu D12/211
- D539,721 S * 4/2007 Ettensberger et al. D12/209
- D542,207 S * 5/2007 Gauffres D12/211
- D580,840 S * 11/2008 Elmitt D12/209

* cited by examiner

Primary Examiner—Stacia Cadmus

(74) *Attorney, Agent, or Firm*—McAndrews, Held & Malloy, Ltd.

(57) **CLAIM**


The ornamental design for a vehicle wheel, as shown and described.

DESCRIPTION

FIG. 1 is a front elevation view of the vehicle wheel according to the invention, showing my new ornamental design; and, FIG. 2 is a side perspective view thereof.

Color and surface finish do not comprise part of the claimed design, except insofar as the shapes of the surface contours are disclosed thereby. The center hole, including any perceived depth thereof, does not comprise part of the claimed design.

1 Claim, 2 Drawing Sheets






FIG. 1




FIG. 2