



US00D592115S

(12) **United States Design Patent**
Domin

(10) **Patent No.:** **US D592,115 S**

(45) **Date of Patent:** **** May 12, 2009**

(54) **MOTORIZED VEHICLE STEERING COLUMN SHROUD**

(75) Inventor: **Ronald J. Domin**, Huron, OH (US)

(73) Assignee: **Flaming River Industries, Inc.**, Berea, OH (US)

(**) Term: **14 Years**

(21) Appl. No.: **29/318,904**

(22) Filed: **May 30, 2008**

(51) **LOC (9) Cl.** **12-16**

(52) **U.S. Cl.** **D12/177; D12/174**

(58) **Field of Classification Search** D12/174,
D12/177; D23/263; 74/489, 492, 493, 494,
74/495, 552, 558; 150/165-167; 280/775,
280/777; 464/173

See application file for complete search history.

(56) **References Cited**

U.S. PATENT DOCUMENTS

D47,898	S	*	9/1915	Scaife	D12/177
D49,038	S	*	5/1916	Scaife	D12/177
D141,293	S	*	5/1945	Thorp	D12/177
D176,297	S	*	12/1955	Whitehouse	D12/177
D176,298	S	*	12/1955	Whitehouse	D12/177
3,183,884	A	*	5/1965	Daniels	116/28.1
3,199,625	A	*	8/1965	Liehreich	180/334
3,316,774	A	*	5/1967	Vogelgesang	74/493
4,018,537	A	*	4/1977	Koch et al.	403/240
4,045,096	A	*	8/1977	Lidov	305/7
4,925,210	A	*	5/1990	Peitsmeier et al.	280/775
5,129,280	A	*	7/1992	Beauch et al.	74/493
D348,723	S	*	7/1994	Carroll	D23/263
5,492,031	A	*	2/1996	Hedderly	74/473.32
5,495,777	A	*	3/1996	Schneider et al.	74/492
5,570,610	A	*	11/1996	Cymbal	74/493
D379,610	S	*	6/1997	Hellhake et al.	D12/174
5,802,924	A	*	9/1998	Johnson et al.	74/484 R
D439,554	S	*	3/2001	Jolley	D12/174
6,501,033	B2	*	12/2002	Pastwa et al.	200/61.27

D493,129	S	*	7/2004	Waters et al.	D12/174
RE39,440	E	*	12/2006	Anspaugh et al.	74/606 R
D555,067	S	*	11/2007	Kruger et al.	D12/218
2006/0001191	A1	*	1/2006	Cusson et al.	264/255
2007/0164549	A1	*	7/2007	Bastein et al.	280/777
2008/0060469	A1	*	3/2008	Schuetz	74/552

OTHER PUBLICATIONS

One (1) page containing four (4) photographs from a 1970's era GM A Body automobile steering column shroud. The steering column shroud as shown in the four (4) photographs.

One (1) page containing four (4) photographs from a 1970's era GM A Body automobile steering column shroud. The steering column shroud as shown in the four (4) photographs.

* cited by examiner

Primary Examiner—Sandra Snapp

Assistant Examiner—Patricia Palasik

(74) *Attorney, Agent, or Firm*—Tarolli, Sundheim, Covell & Tummino LLP

(57) **CLAIM**

I claim the ornamental design for a motorized vehicle steering column shroud, as shown and described.

DESCRIPTION

FIG. 1 is a left side perspective view of a motorized steering column shroud showing my new design;

FIG. 2 is a left side perspective view thereof;

FIG. 3 is a left side elevation view thereof;

FIG. 4 is a right side elevation view thereof;

FIG. 5 is a top plan view thereof;

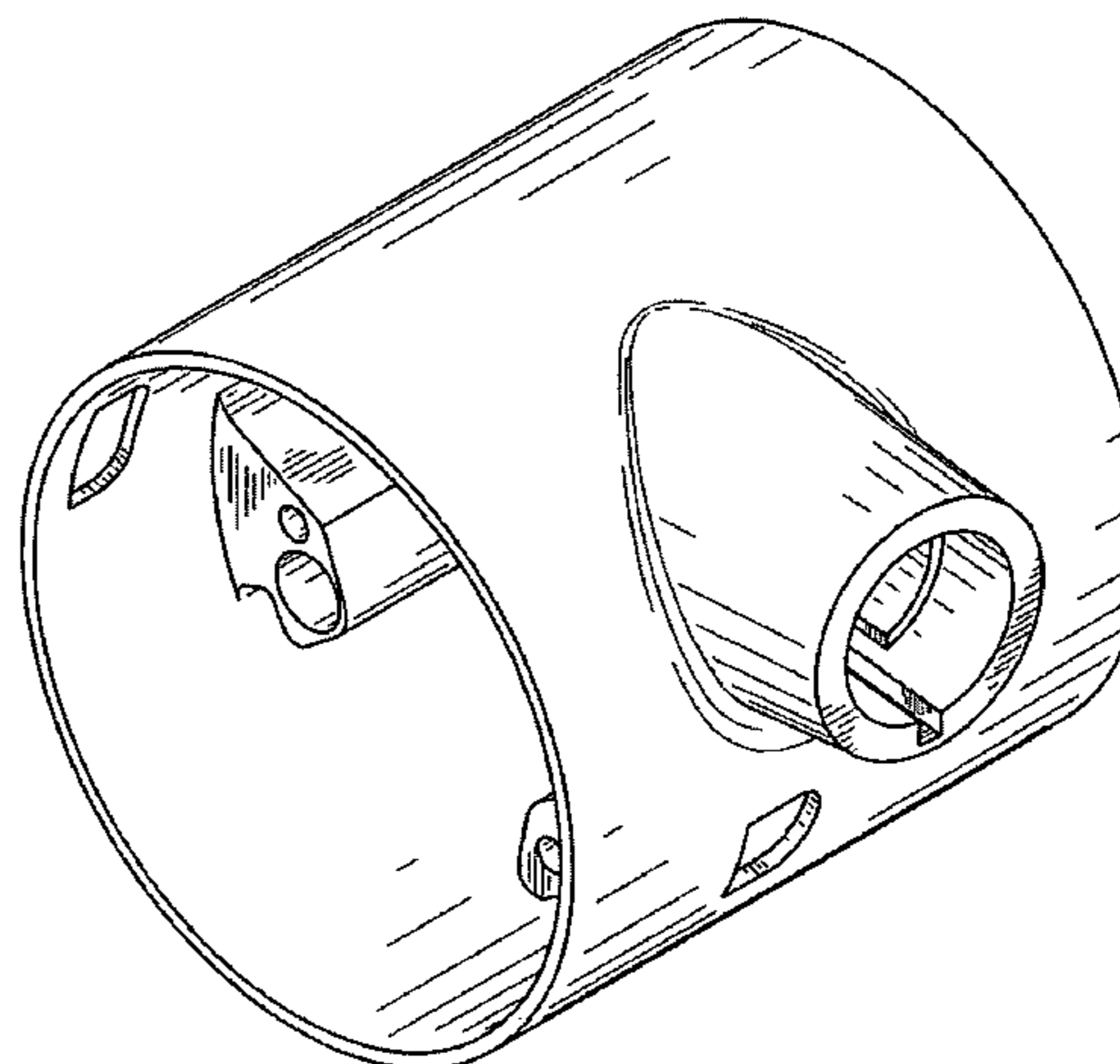
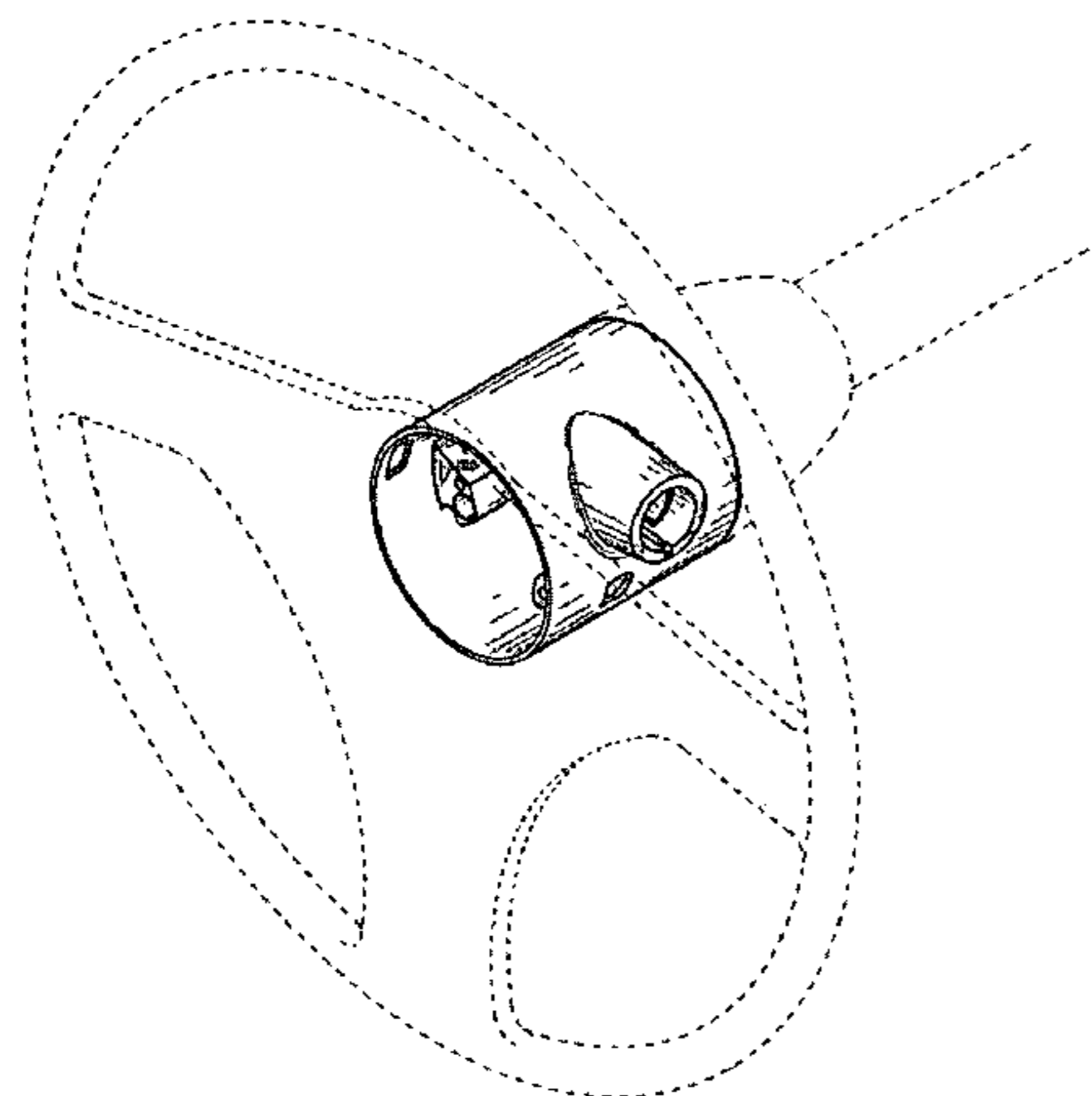
FIG. 6 is a bottom plan view thereof;

FIG. 7 is a front elevation view thereof; and,

FIG. 8 is a rear elevation view thereof.

The broken lines shown are for illustrative purposes only and form no part of the claimed design.

1 Claim, 4 Drawing Sheets



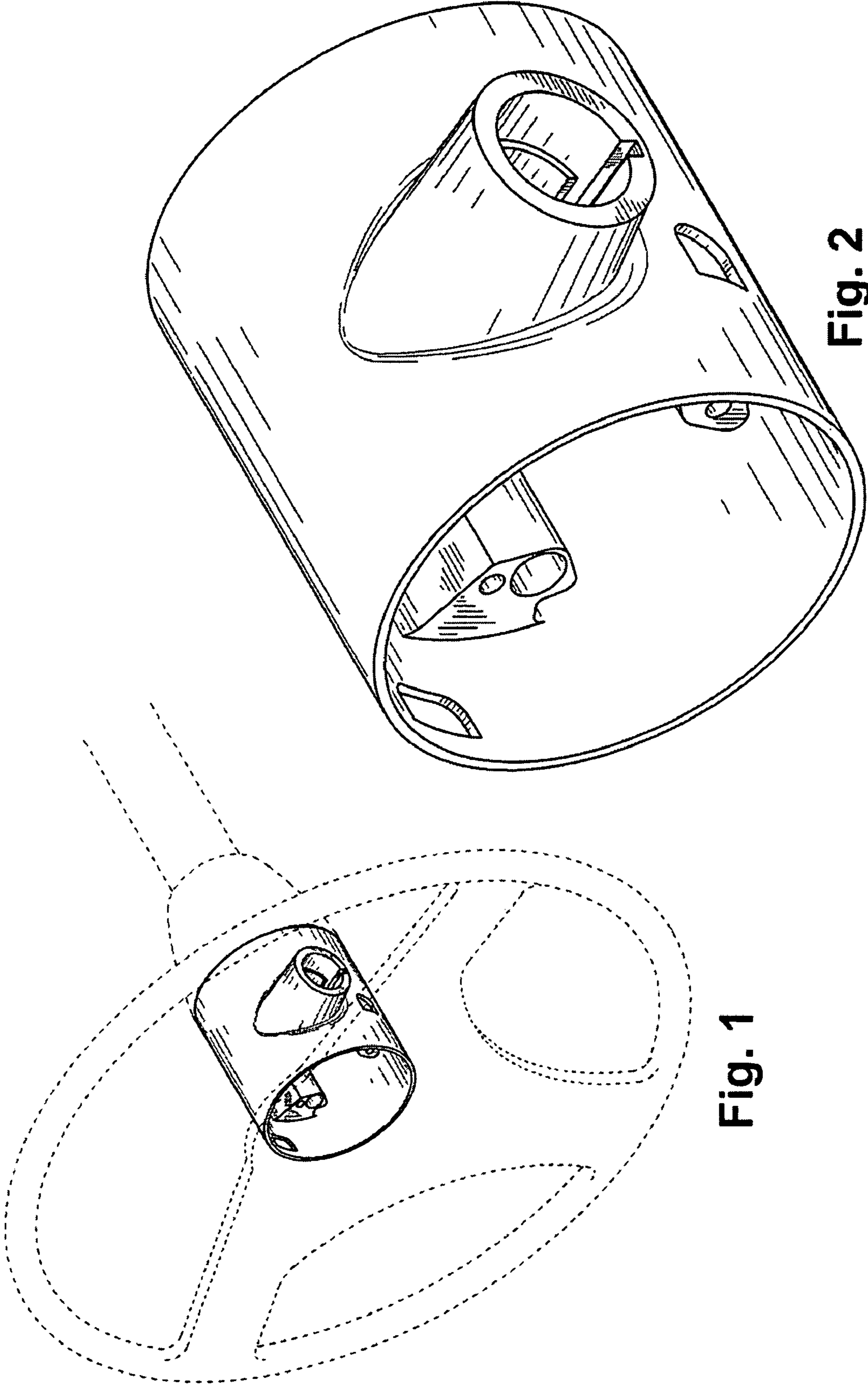


Fig. 2

Fig. 1

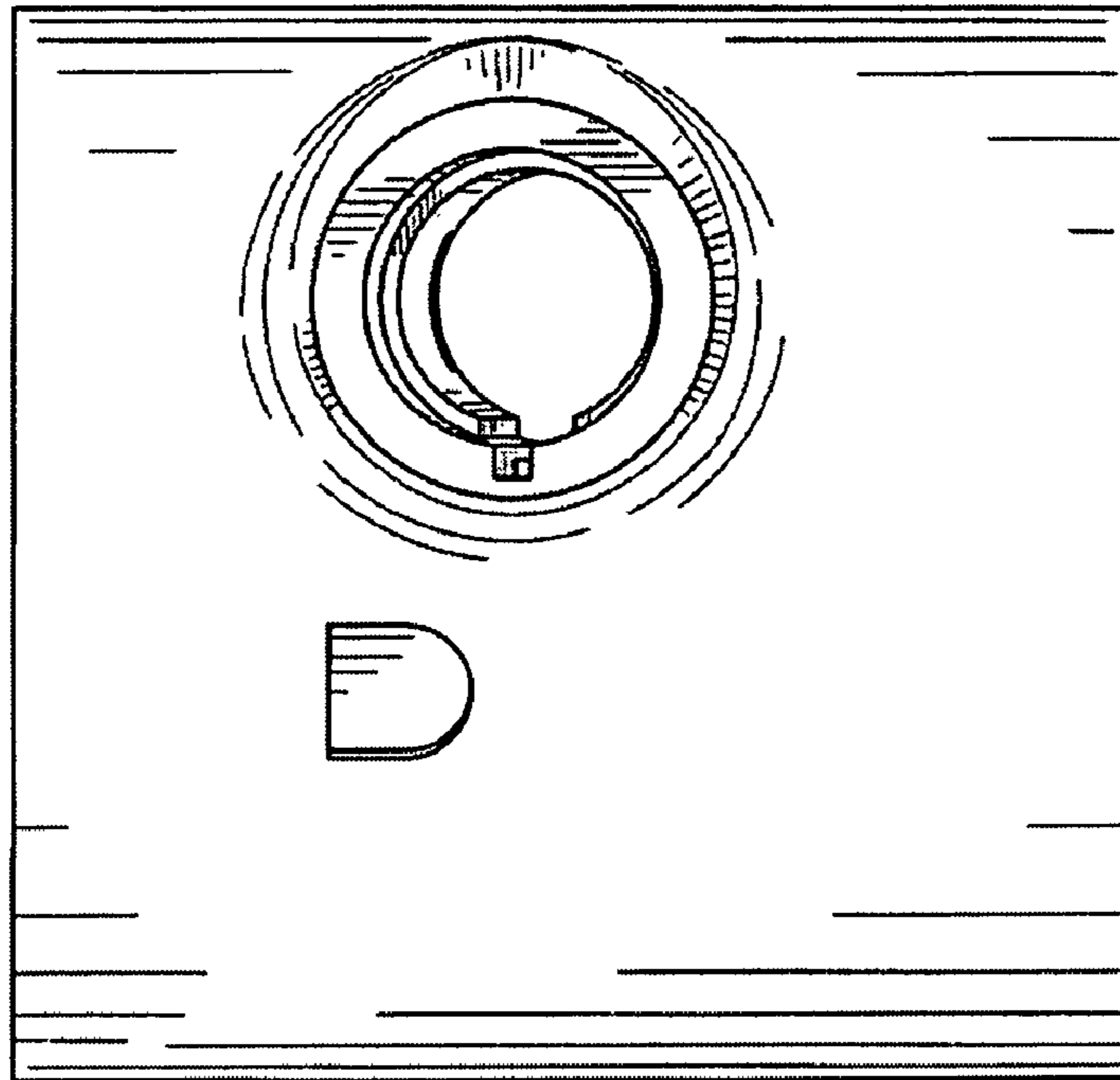


Fig. 3

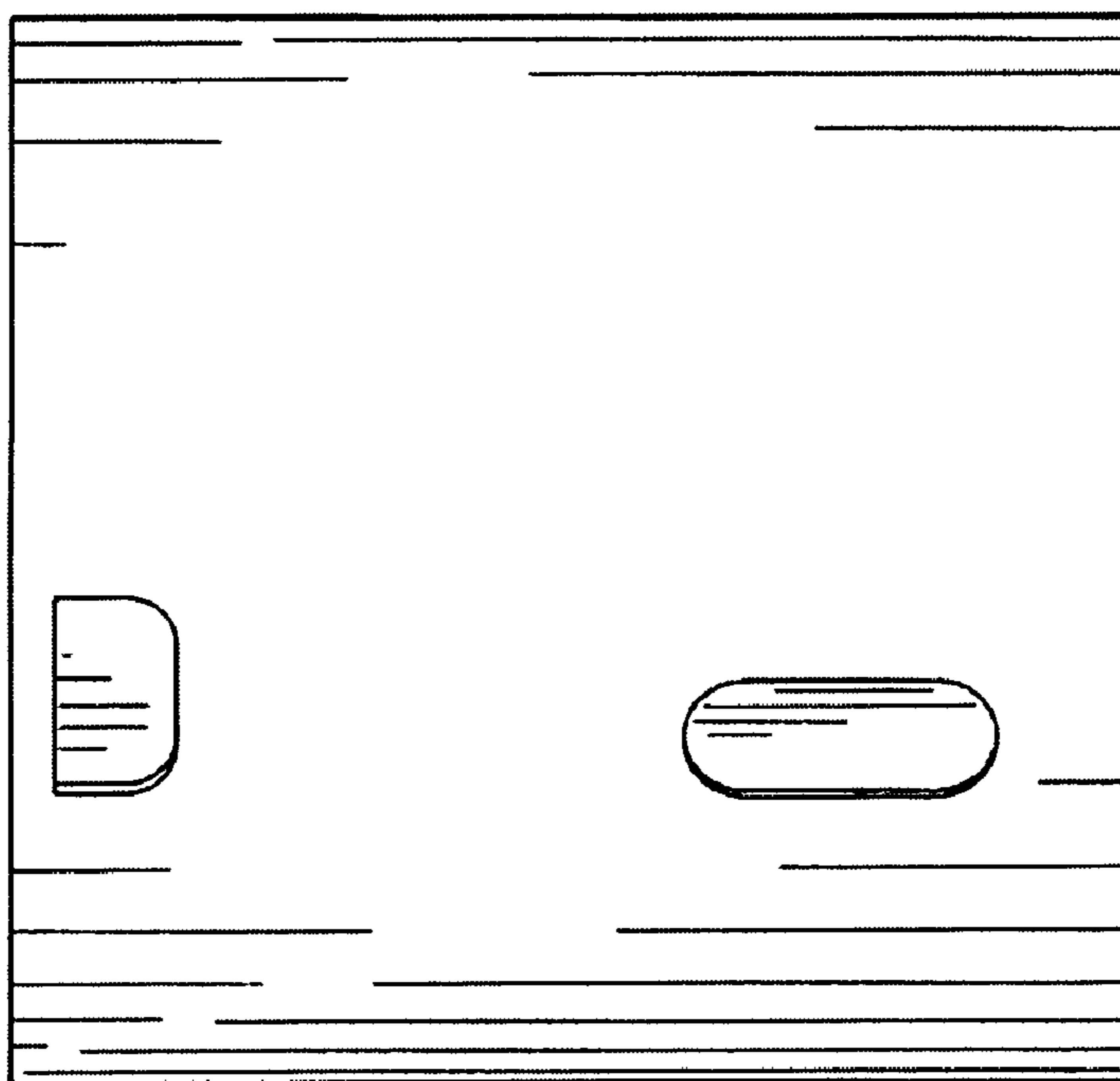


Fig. 4




Fig. 5




Fig. 6

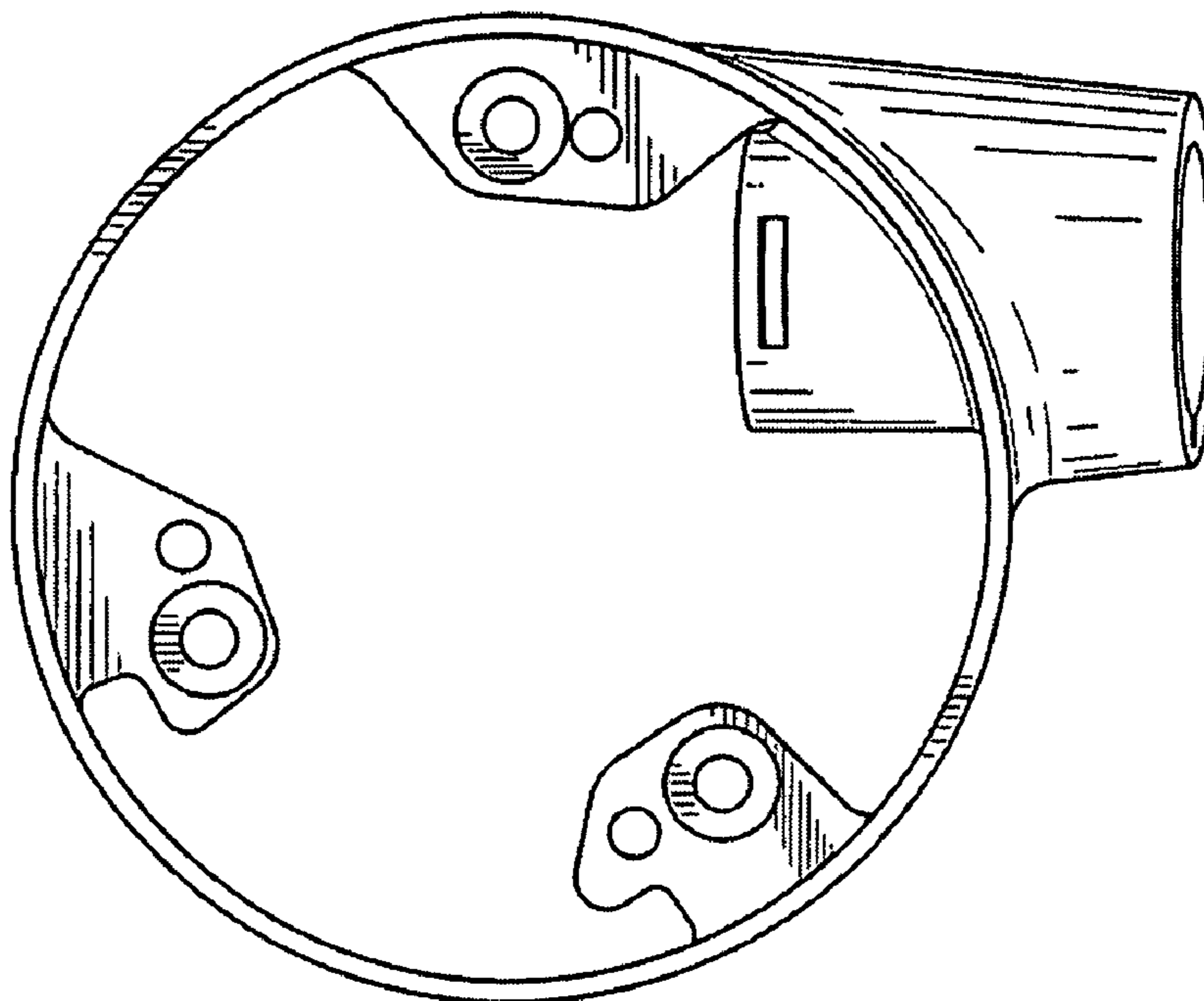


Fig. 7

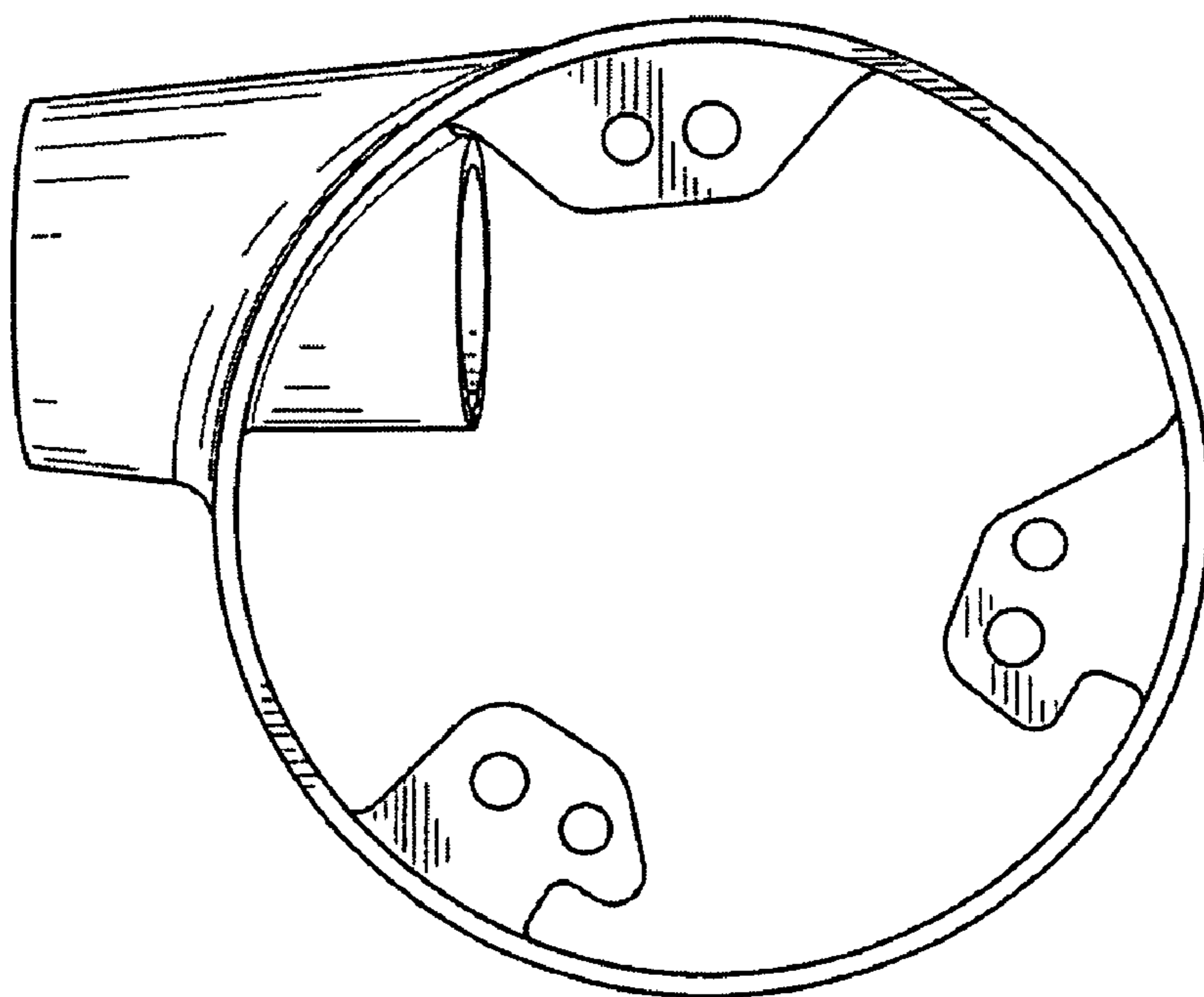


Fig. 8