



US00D592096S

(12) **United States Design Patent**
Chen

(10) **Patent No.:** **US D592,096 S**

(45) **Date of Patent:** **** May 12, 2009**

(54) **SURFACE PATTERN APPLIED TO A BUTTON**

(75) Inventor: **Chung Lung Chen**, Taipei (TW)

(73) Assignee: **Button International Co., Ltd.**, Taipei (TW)

(**) Term: **14 Years**

(21) Appl. No.: **29/271,037**

(22) Filed: **Jan. 8, 2007**

(51) **LOC (9) Cl.** **02-07**

(52) **U.S. Cl.** **D11/222**

(58) **Field of Classification Search** D11/1-2,
D11/86, 87, 200-201, 206-210, 212-216,
D11/218, 222; 24/163 R, 169-171, 173,
24/177-179, 191, 194-195, 197, 200, 303,
24/92; D5/4, 7

See application file for complete search history.

(56) **References Cited**

U.S. PATENT DOCUMENTS

D6,835 S *	9/1873	Wink	D5/7
D24,430 S *	6/1895	Morgan	D5/7
D24,431 S *	6/1895	Morgan	D5/7
D34,309 S *	4/1901	Adams	D11/220
D58,476 S *	7/1921	Frank	D5/7
D66,344 S *	12/1924	Worms	D5/7
D81,548 S *	7/1930	Miller	D11/86

2,214,030 A *	9/1940	Pereles	40/315
D124,473 S *	12/1940	Lion	D5/7
D183,998 S *	11/1958	McCormick	D11/86
D185,029 S *	4/1959	McCormick	D11/86

* cited by examiner

Primary Examiner—R. Seifert

(74) *Attorney, Agent, or Firm*—Rabin & Berdo, PC

(57) **CLAIM**

The ornamental design for a surface pattern applied to a button, as shown and described.

DESCRIPTION

FIG. 1 is a perspective view of a surface pattern applied to a button showing my new design;

FIG. 2 is a front view thereof, the back being a mirror image;

FIG. 3 is a left side view thereof, the right side being a mirror image;

FIG. 4 is a top view thereof;

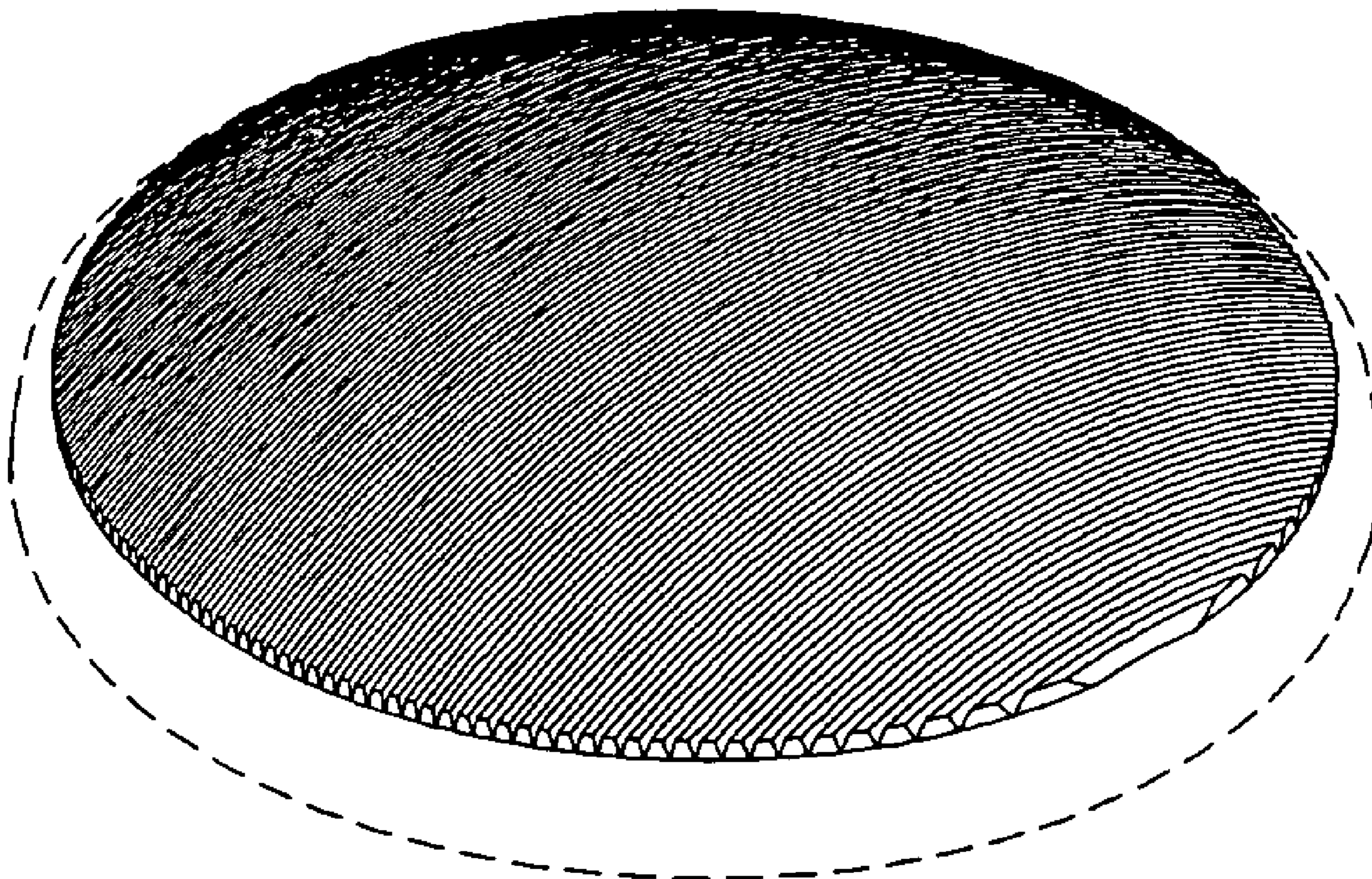
FIG. 5 is a top view of the surface pattern itself;

FIG. 6 is an enlarged portion of the claim taken from the area in FIG. 5 that contains the broken line circle; and,

FIG. 7 is a side elevational view of FIG. 6.

The button is shown in broken lines for illustrative purposes only and forms no part of the claimed design.

1 Claim, 5 Drawing Sheets



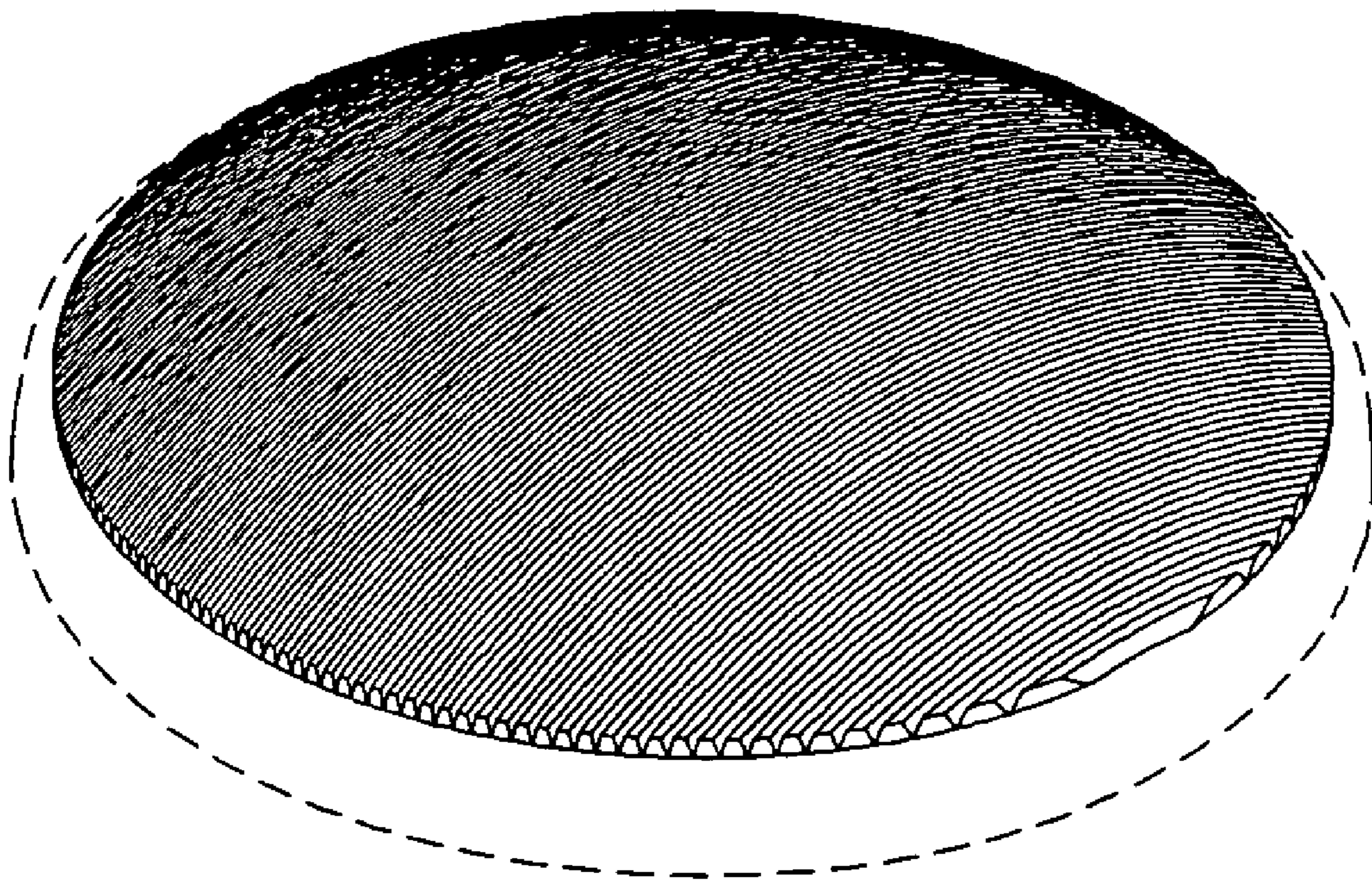


FIG. 1

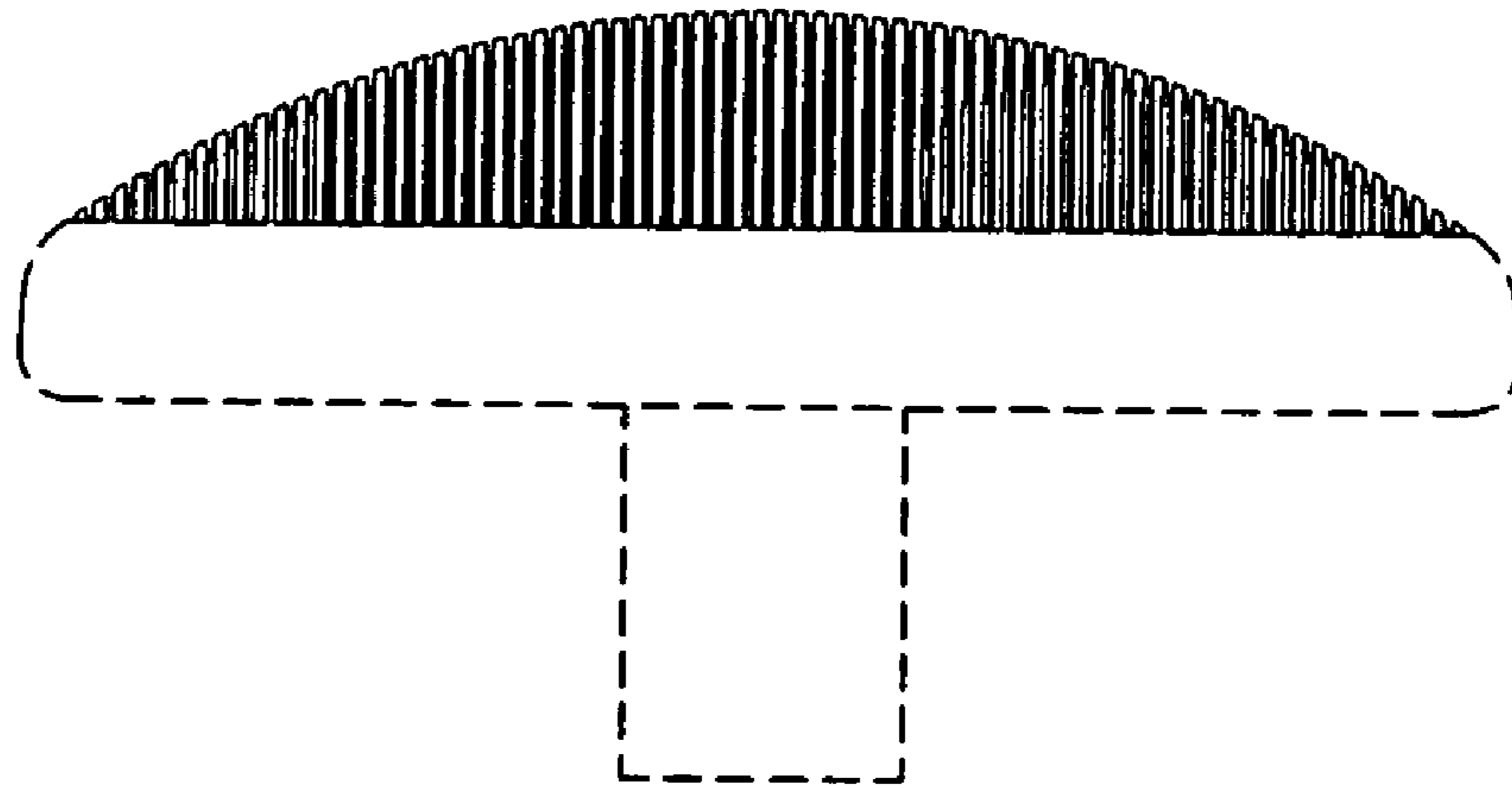


FIG. 2

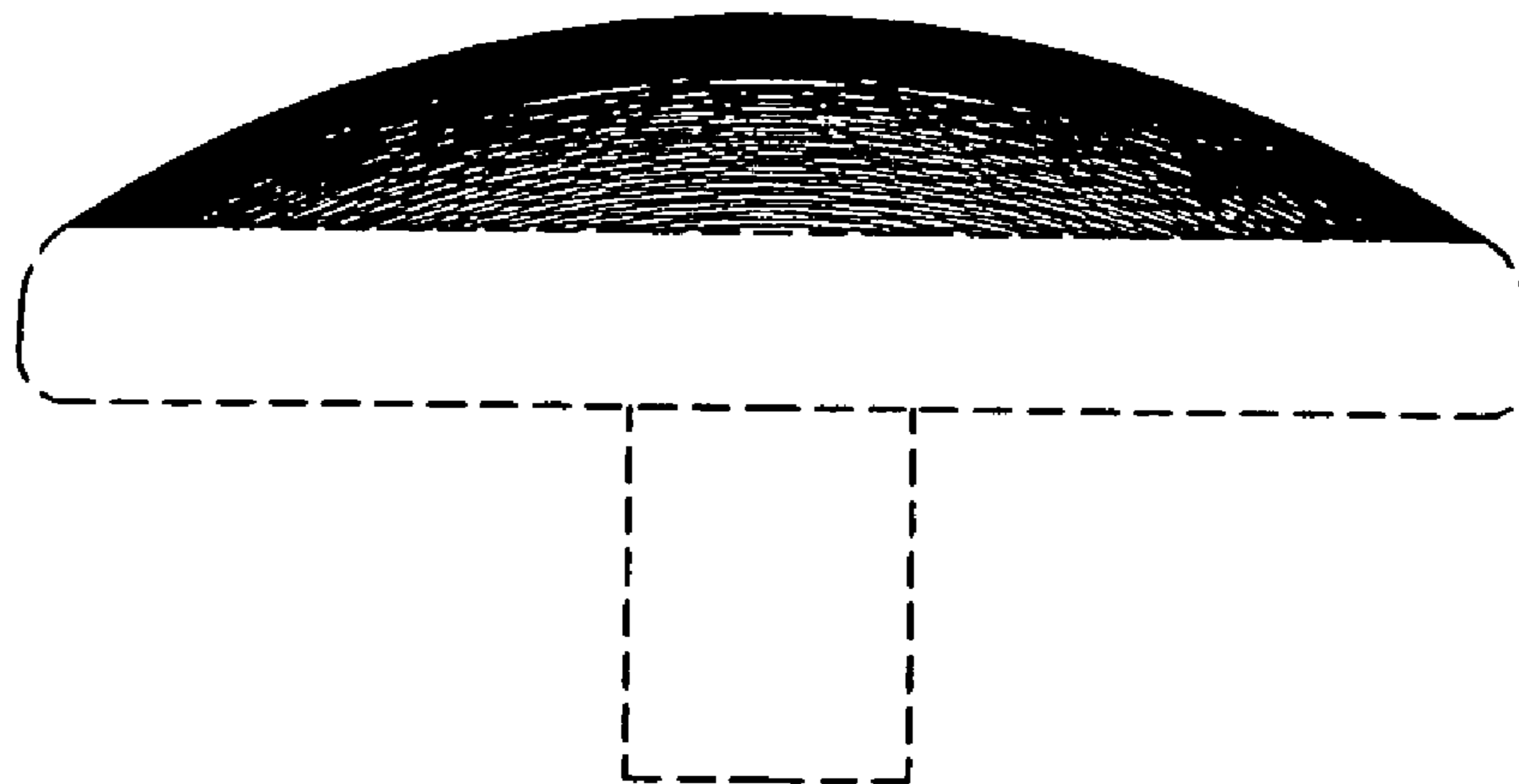


FIG. 3




FIG. 4




FIG. 5

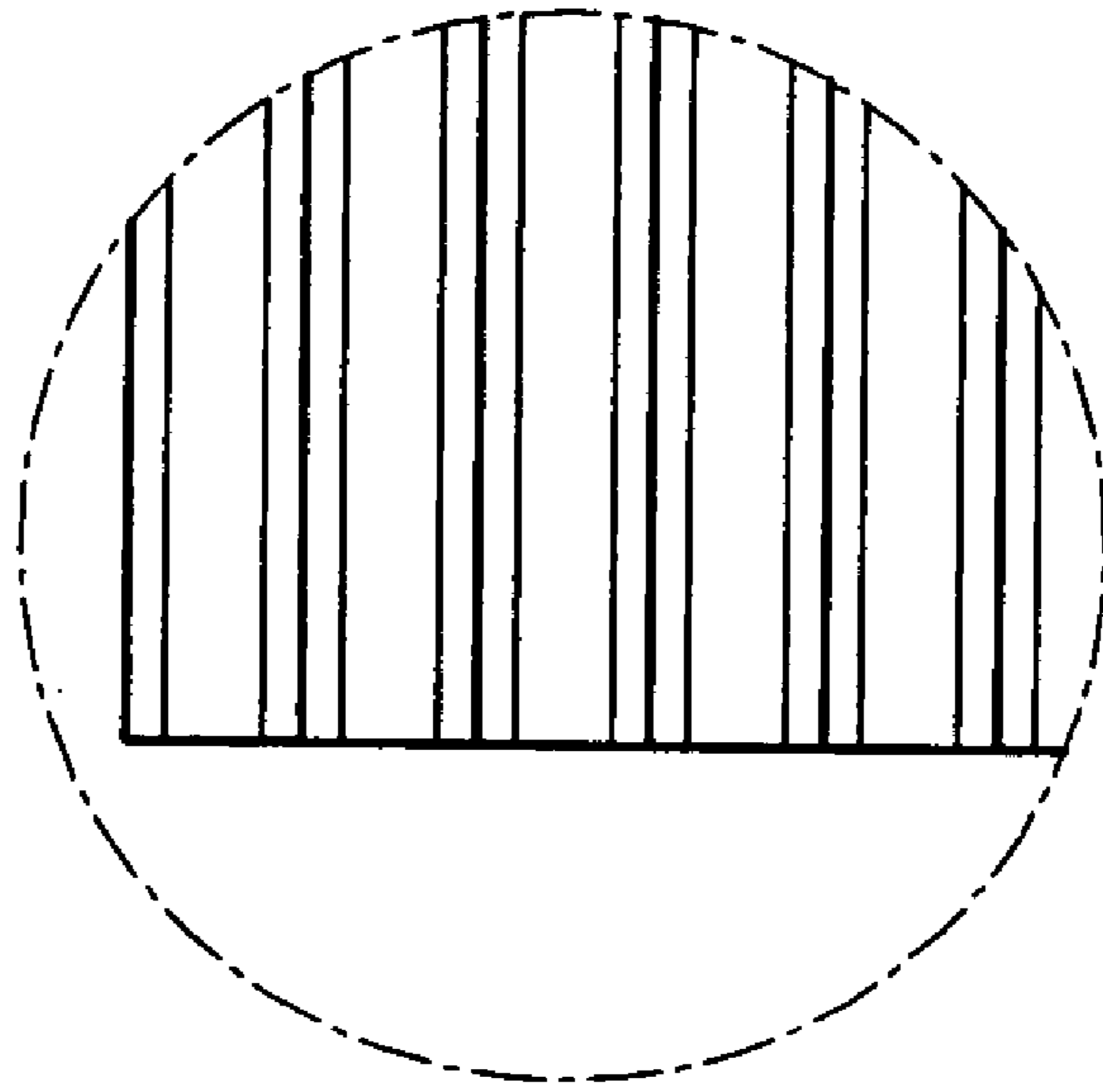


FIG. 6




FIG. 7