



US00D592094S

(12) **United States Design Patent**
Vanden Berg

(10) **Patent No.:** **US D592,094 S**

(45) **Date of Patent:** **** May 12, 2009**

(54) **PENDANT**

(76) **Inventor:** **Mark Vanden Berg**, 2427 Hampton Ct.
SE., Grand Rapids, MI (US) 49546

(**) **Term:** **14 Years**

(21) **Appl. No.:** **29/321,429**

(22) **Filed:** **Jul. 16, 2008**

(51) **LOC (9) Cl.** **11-01**

(52) **U.S. Cl.** **D11/83**

(58) **Field of Classification Search** D11/8,
D11/7, 9, 10, 11, 12, 14, 16, 17, 18, 21, 22,
D11/40, 43, 44, 45, 48, 49, 56, 62, 66, 75,
D11/77, 78, 79, 80, 81, 82, 83, 84, 85, 89,
D11/90, 95-105, 108, 109, 115, 116, 131,
D11/132, 133, 140, 141, 157, 159, 164, 184,
D11/121; 63/1.11, 1.12, 1.13, 1.14, 1.16,
63/1.18, 13, 14.1, 35, 38, 39, 3.1, 20, 23,
63/33, 40, 42

See application file for complete search history.

(56) **References Cited**

U.S. PATENT DOCUMENTS

1,977,023 A	10/1934	Tanquary	
D140,146 S	1/1945	Shawl	
D267,634 S *	1/1983	Barr D11/79
D392,207 S	3/1998	Koumi	
D440,518 S	4/2001	Hauetter	
D495,968 S	9/2004	VandenBerg	

* cited by examiner

Primary Examiner—T. Chase Nelson
Assistant Examiner—Ania K Dworzecka

(74) *Attorney, Agent, or Firm*—Price Heneveld Cooper
DeWitt & Litton LLP

(57) **CLAIM**

I claim the ornamental design for a pendant, as shown and described.

DESCRIPTION

FIG. 1 is a top perspective view of the pendant of the present invention.

FIG. 2 is a front elevation view of the pendant of the present invention.

FIG. 3 is a side elevation view of the pendant of the present invention.

FIG. 4 is a rear elevation view of the pendant of the present invention.

FIG. 5 is a top plan view of the pendant of the present invention; and,

FIG. 6 is a bottom plan view of the pendant of the present invention.

The sides of the pendant of the present invention are mirror images of each other, and therefore only one side of the present invention is depicted in the figures.

In the drawings, the broken lines depict environmental subject matter only and form no part of the claimed design.

1 Claim, 2 Drawing Sheets

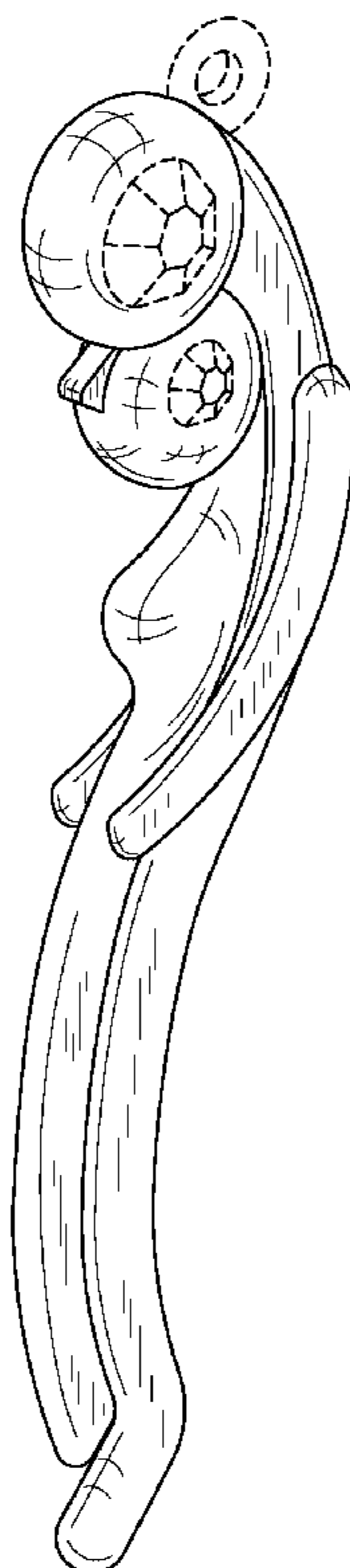




FIG. 1

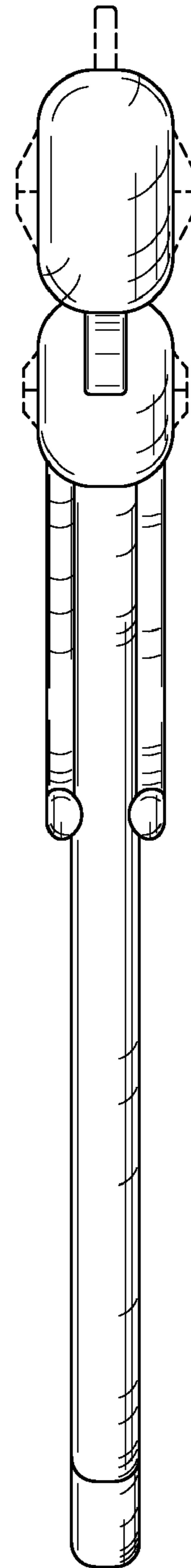


FIG. 2

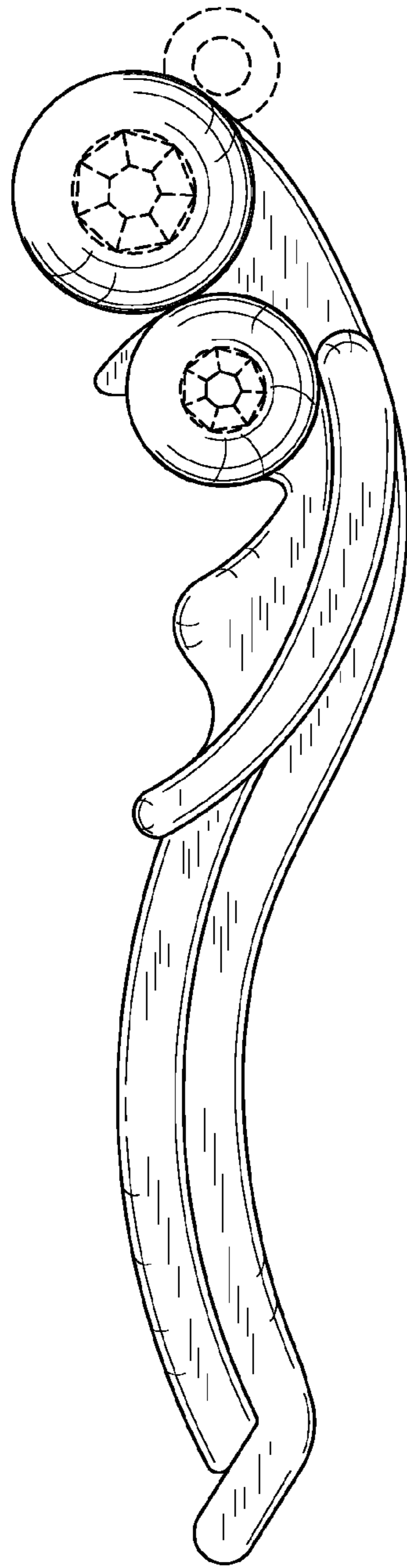


FIG. 3

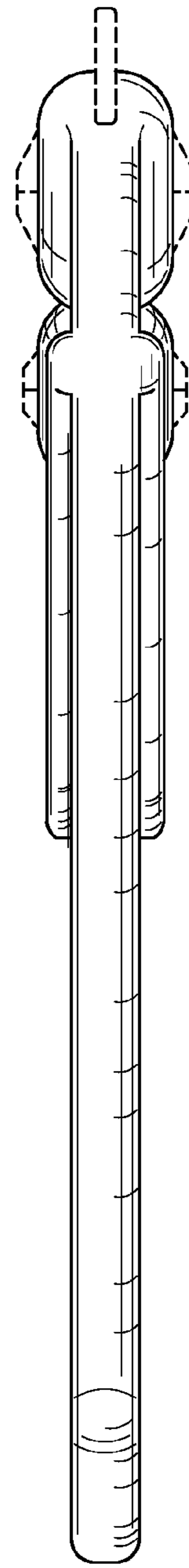


FIG. 4

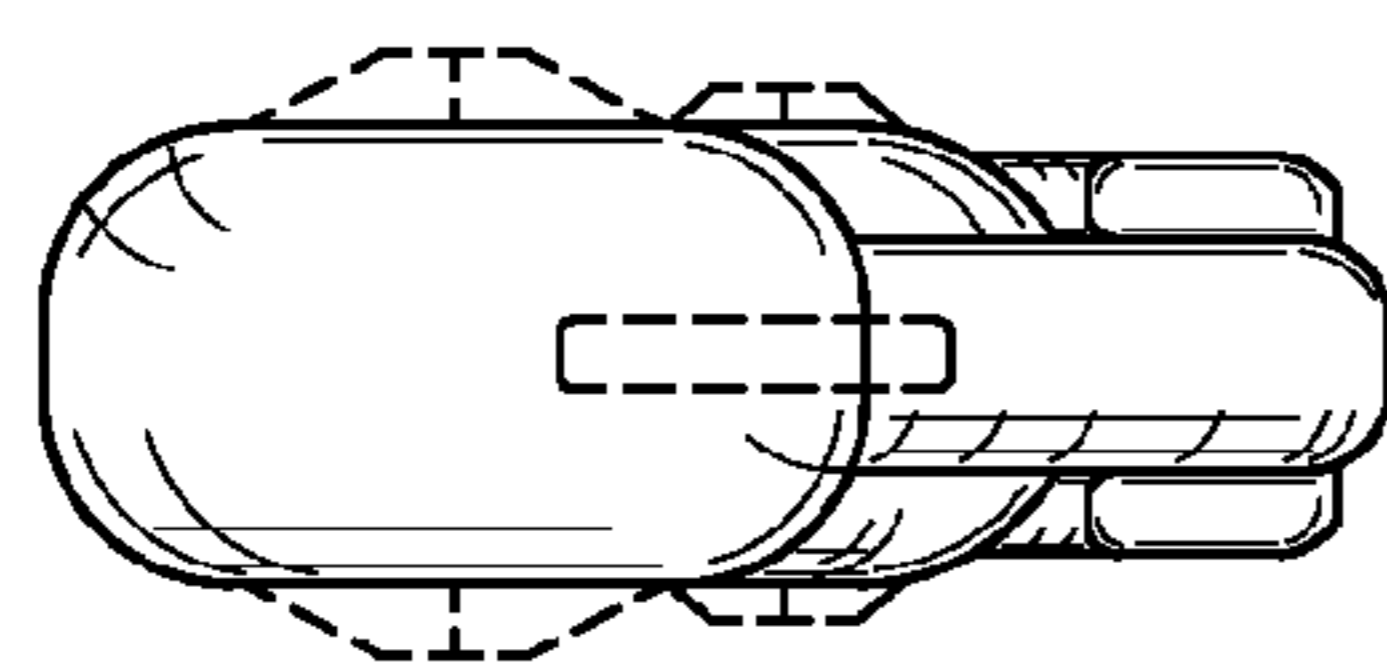


FIG. 5

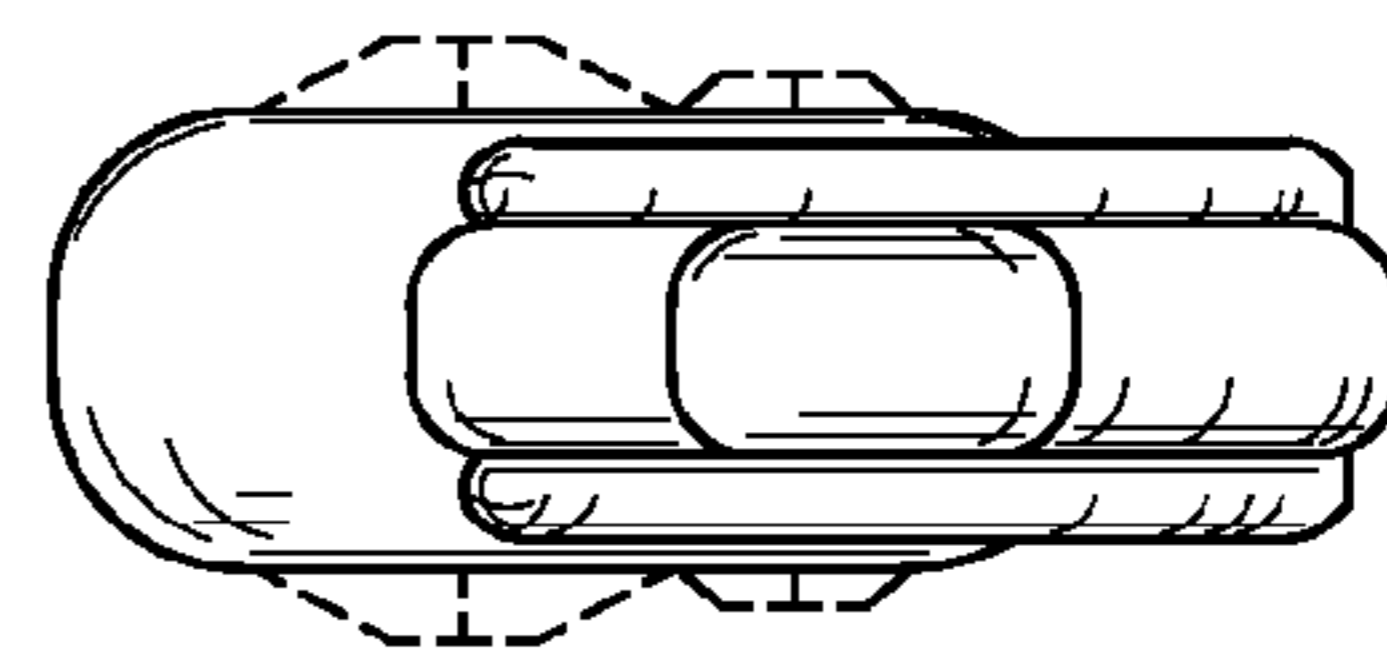


FIG. 6