



US00D592093S

(12) **United States Design Patent**
DaCosta

(10) **Patent No.:** **US D592,093 S**

(45) **Date of Patent:** **** May 12, 2009**

(54) **PENDANT**

(76) **Inventor:** **Michael DaCosta**, 1901 Avenue Road,
Toronto, Ontario (CA) M5M 3Z9

(**) **Term:** **14 Years**

(21) **Appl. No.:** **29/309,660**

(22) **Filed:** **Sep. 24, 2008**

(51) **LOC (9) Cl.** **11-03**

(52) **U.S. Cl.** **D11/79**

(58) **Field of Classification Search** D11/79,
D11/80, 81, 82, 83, 84, 85, 89, 90, 95-105,
D11/108, 109, 115, 116, 131, 132, 133, 140,
D11/141, 157, 159, 164, 184, 121; 63/1.11,
63/1.12, 1.13, 1.14, 1.16, 1.18, 13, 14.1,
63/35, 38, 39, 3.1, 20, 23, 33, 40, 42
See application file for complete search history.

(56) **References Cited**

U.S. PATENT DOCUMENTS

2,931,196 A * 4/1960 Liftman 63/31
D551,115 S * 9/2007 Azrielant D11/79
D580,812 S * 11/2008 Grassi Damiani D11/40

OTHER PUBLICATIONS

Pyramid Collection, Catalog from Google catalogs, 4 pages from
2005.*

<http://www.lovelinks.com.au>, 1 page.*

The Ampersand, <http://network.nationalpost.com/np/blogs/theampersand/archive/2008/12/17/gift-guide-serenity-now.aspx>, 1 page.*

* cited by examiner

Primary Examiner—T. Chase Nelson

Assistant Examiner—Ania K Dworzecka

(74) *Attorney, Agent, or Firm*—Riches, McKenzie & Herbert
LLP

(57) **CLAIM**

I claim the ornamental design for a pendant, as shown and
described.

DESCRIPTION

FIG. 1—is top perspective view of a pendant showing my new
design.


FIG. 2—is a front elevation view thereof, the rear elevation
view being a mirror image.

FIG. 3—is a side elevation view, the opposite side being a
mirror image.

FIG. 4—is a top plan view thereof; and,

FIG. 5—is a bottom plan view thereof.

1 Claim, 1 Drawing Sheet






FIG. 1.




FIG. 2.

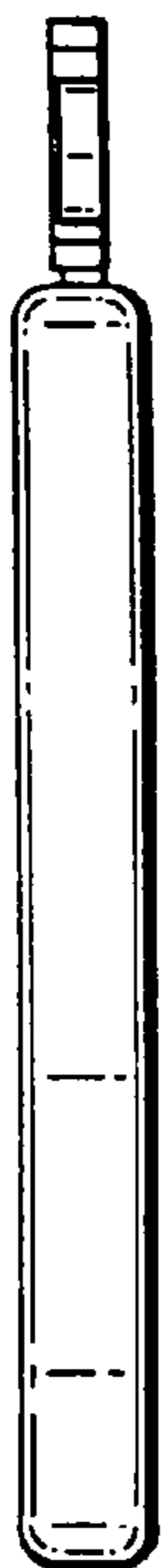


FIG. 3.

FIG. 4.



FIG. 5.

