



US00D592092S

(12) **United States Design Patent**  
**Flynn**

(10) **Patent No.:** **US D592,092 S**

(45) **Date of Patent:** **\*\* May 12, 2009**

(54) **DOUBLE RING**

D537,008 S \* 2/2007 Novoa ..... D11/26

(75) Inventor: **Jennifer M. Flynn**, Los Angeles, CA  
(US)

\* cited by examiner

(73) Assignee: **You MacBeth a Disgrace to the Royal Crown**, Los Angeles, CA (US)

*Primary Examiner*—Cathron C Brooks

*Assistant Examiner*—Melanie Levy

(74) *Attorney, Agent, or Firm*—Thomas I. Rozsa

(\*\*) Term: **14 Years**

(57) **CLAIM**

(21) Appl. No.: **29/267,730**

The ornamental design for a double ring, as shown and described.

(22) Filed: **Oct. 20, 2006**

**DESCRIPTION**

(51) **LOC (9) Cl.** ..... **11-01**

(52) **U.S. Cl.** ..... **D11/26**

(58) **Field of Classification Search** ..... D11/3,  
D11/26-39; 63/15, 15.1-15.4, 15.45, 15.5,  
63/15.6, 15.65, 15.7, 26, 27

See application file for complete search history.

FIG. 1 is a perspective view of a preferred embodiment of the double ring, showing my design.

FIG. 2 is a front elevational view;

FIG. 3 is a rear elevational view;

FIG. 4 is a side elevational view when viewed from the left side;

FIG. 5 is a side elevational view when viewed from the right side;

FIG. 6 is a top plan view; and,


FIG. 7 is a bottom plan view.

(56) **References Cited**

**U.S. PATENT DOCUMENTS**

575,604	A *	1/1897	Hendrickson	.....	D11/27
1,724,129	A *	8/1929	Cramer	.....	63/15.1
2,348,295	A *	5/1944	Hartshorn	.....	63/15
D305,214	S *	12/1989	Campbell	.....	D11/26
D467,828	S *	12/2002	Jones	.....	D11/26

**1 Claim, 4 Drawing Sheets**






FIG. 1




FIG. 2




FIG. 3

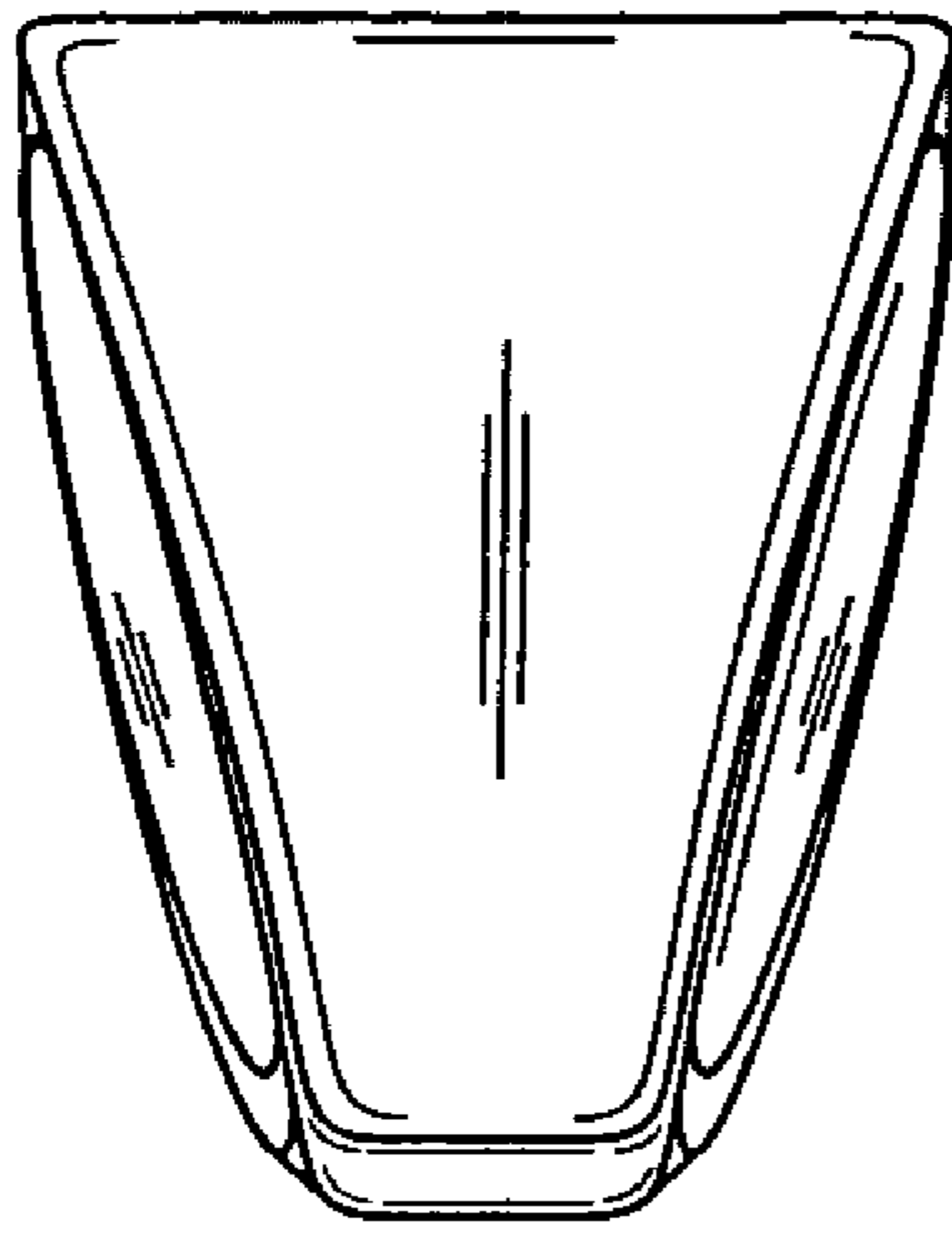


FIG. 4

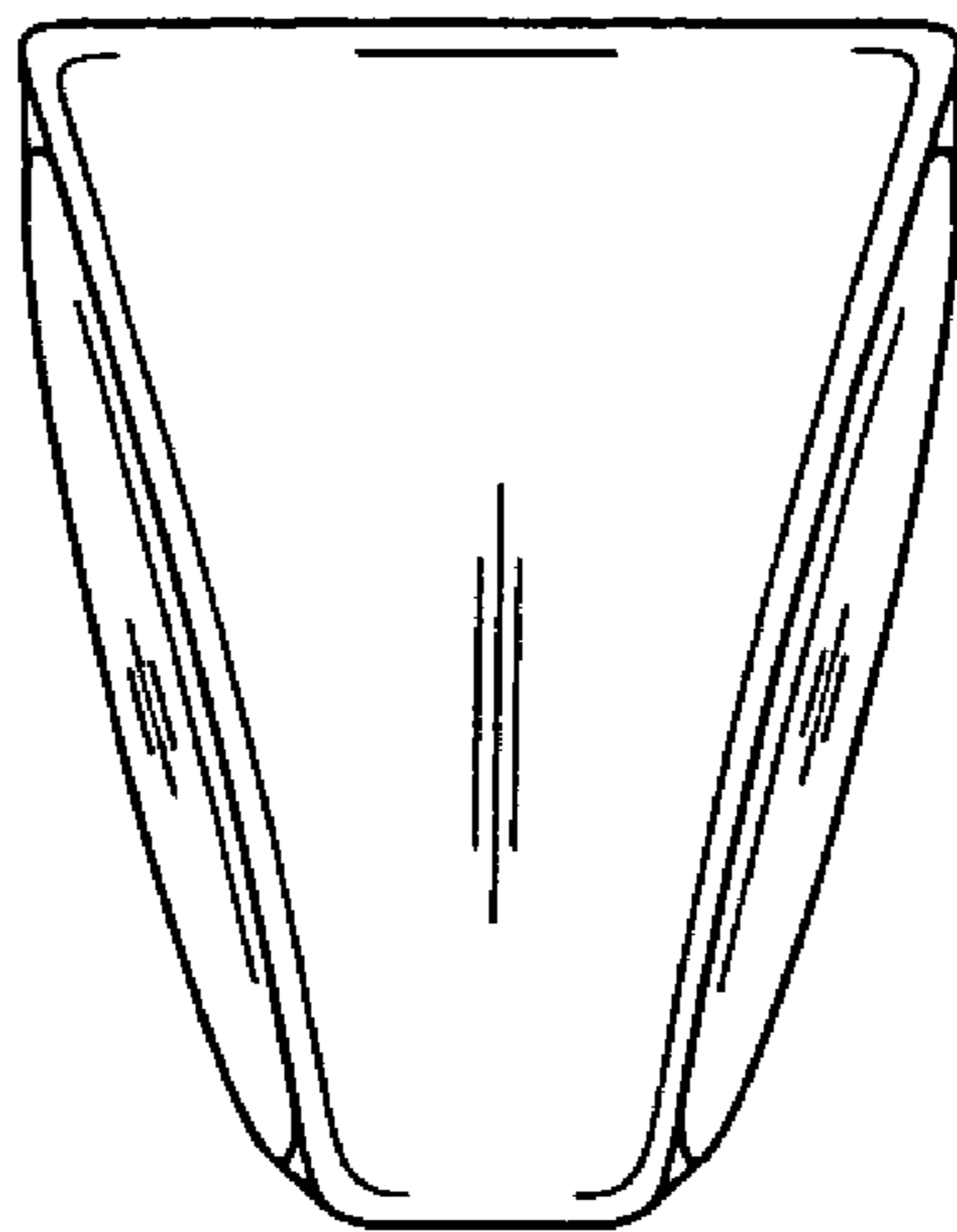


FIG. 5




FIG. 6

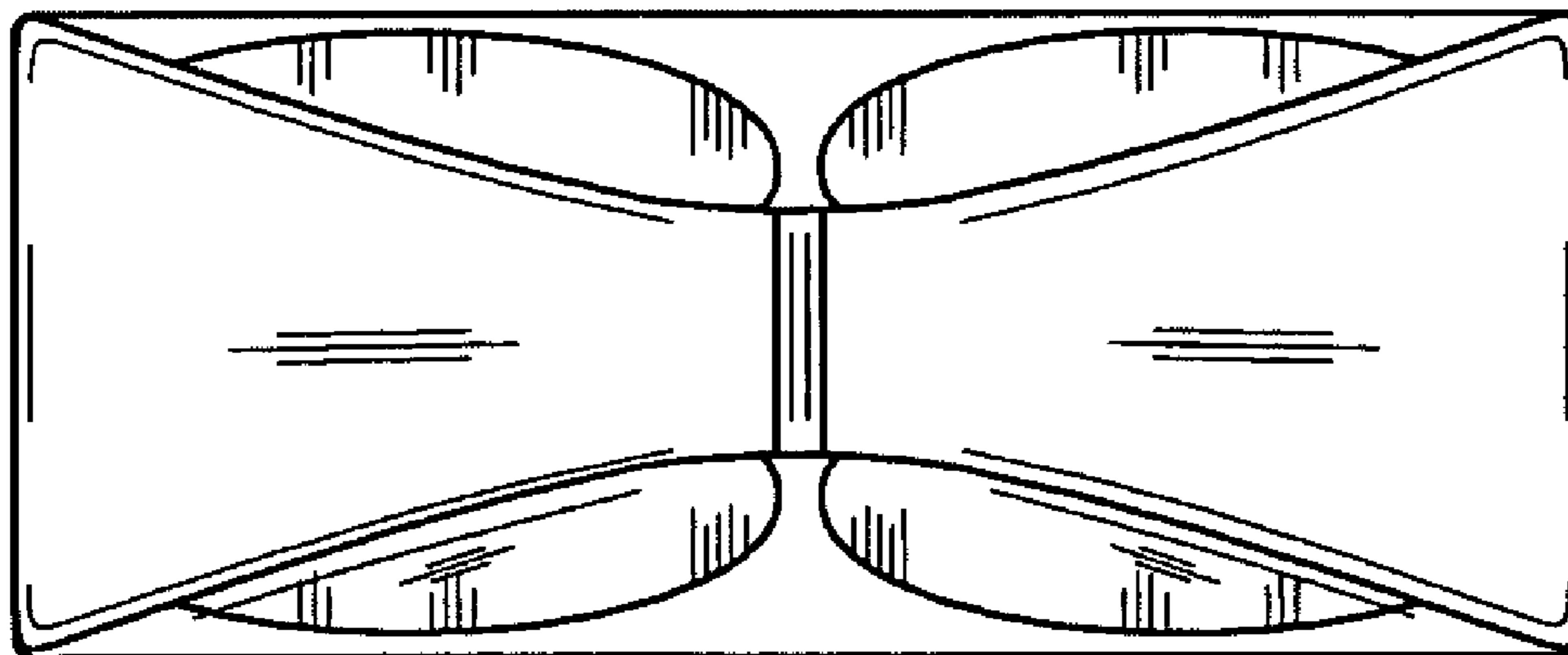


FIG. 7