

US00D592089S

(12) **United States Design Patent**  
**Shin**

(10) **Patent No.:** **US D592,089 S**

(45) **Date of Patent:** **\*\* May 12, 2009**

(54) **LIGHT BAR FOR CRUISER EMERGENCY VEHICLES**

(76) **Inventor:** **David D Shin**, 7322 Madison St.,  
Paramount, CA (US) 90723

(\*\*) **Term:** **14 Years**

(21) **Appl. No.:** **29/329,138**

(22) **Filed:** **Dec. 9, 2008**

(51) **LOC (9) Cl.** ..... **10-05**

(52) **U.S. Cl.** ..... **D10/114**

(58) **Field of Classification Search** ..... D10/114;  
D26/28, 31; 362/493, 545, 35, 542, 480,  
362/540; 340/468, 404.1, 474, 480; 379/37  
See application file for complete search history.

(56) **References Cited**

**U.S. PATENT DOCUMENTS**

2,814,029	A	11/1957	Mcrea	
3,278,741	A	10/1966	Wood	
D249,250	S	9/1978	Peirisj, Jr.	
4,357,595	A	11/1982	Gosswiller	
D274,001	S	5/1984	Sailers	
4,620,268	A	10/1986	Ferenc	
4,937,711	A	6/1990	Shuen	
4,956,753	A	9/1990	Renfrew	
D324,921	S	3/1992	Stanuch et al.	
D355,142	S	2/1995	Wagner	
D400,675	S	11/1998	Sopko	
RE36,245	E *	7/1999	Stanuch et al. ....	362/480
D419,249	S	1/2000	Ford et al.	
D442,106	S	5/2001	Stein et al.	
6,461,008	B1	10/2002	Pederson	
6,511,216	B2 *	1/2003	Strickland .....	362/542
6,590,502	B1	7/2003	Pederson	
6,623,151	B2	9/2003	Pederson	

6,788,217	B2	9/2004	Pederson	
6,789,930	B2	9/2004	Pederson	
6,814,459	B2	11/2004	Pederson	
6,822,578	B2	11/2004	Pederson	
7,033,036	B2	4/2006	Pederson	
7,394,398	B2	7/2008	Pederson	
7,431,485	B1 *	10/2008	Saward et al. ....	362/493

\* cited by examiner

*Primary Examiner*—Caron Veynar

*Assistant Examiner*—George D Kirschbaum

(74) *Attorney, Agent, or Firm*—Kirk A. Buhler; Buhler & Associates

(57) **CLAIM**

The ornamental design for a light bar for cruiser emergency vehicles, as shown and described.

**DESCRIPTION**

FIG. 1 is a top, right perspective view of a light bar for cruiser emergency vehicles showing my new design;

FIG. 2 is a top view thereof;

FIG. 3 is a bottom view thereof;

FIG. 4 is a front view thereof;

FIG. 5 is a back view thereof;



FIG. 6 is a left view thereof;

FIG. 7 is a right view thereof; and,

FIG. 8 is a view of the light bar for cruiser emergency vehicles mounted on the roof of vehicle.

In the drawings, the broken line showing of mounting hardware depicts environmental subject matter and forms no part of the claim.

**1 Claim, 5 Drawing Sheets**



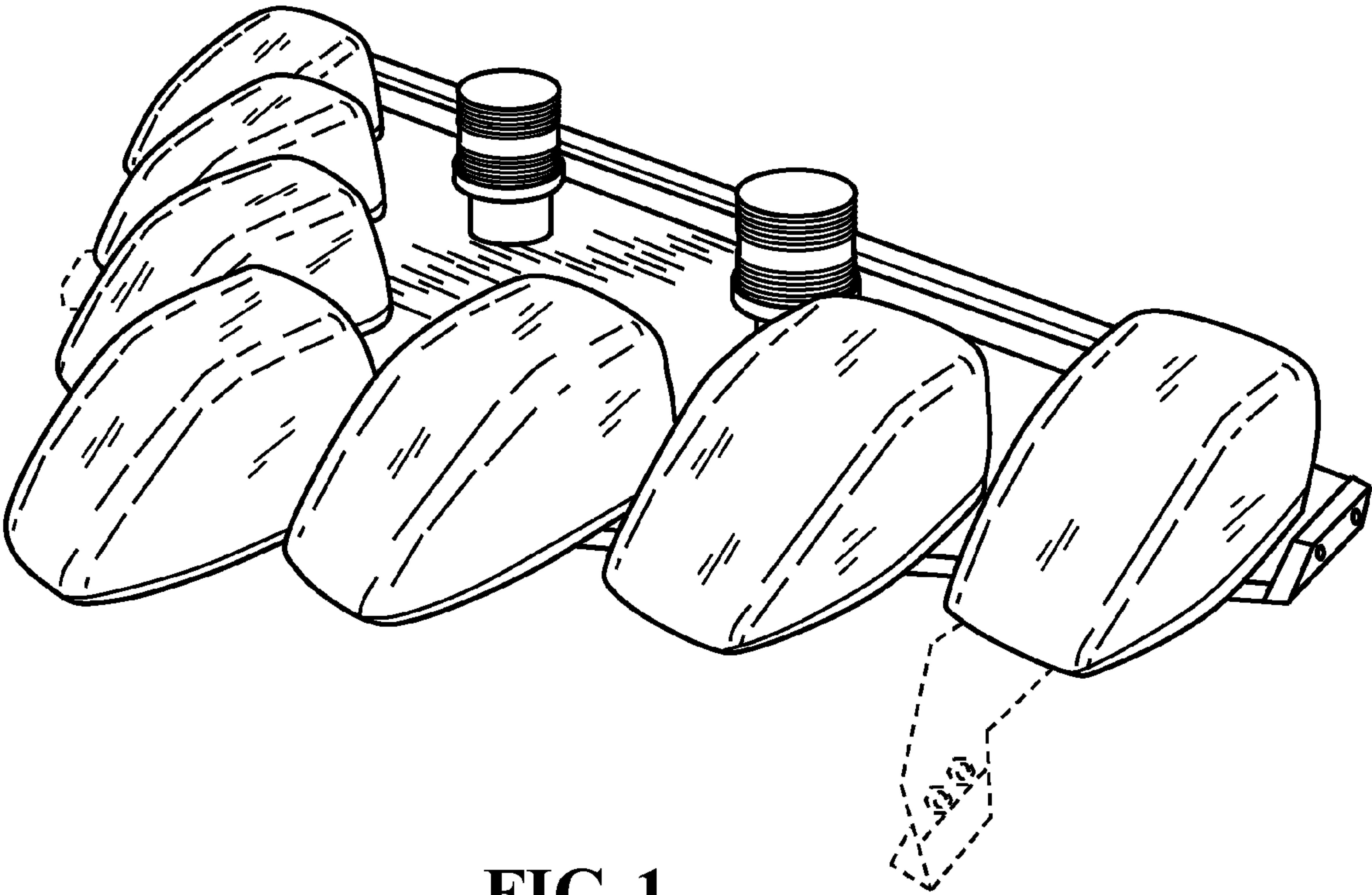


FIG. 1




FIG. 2

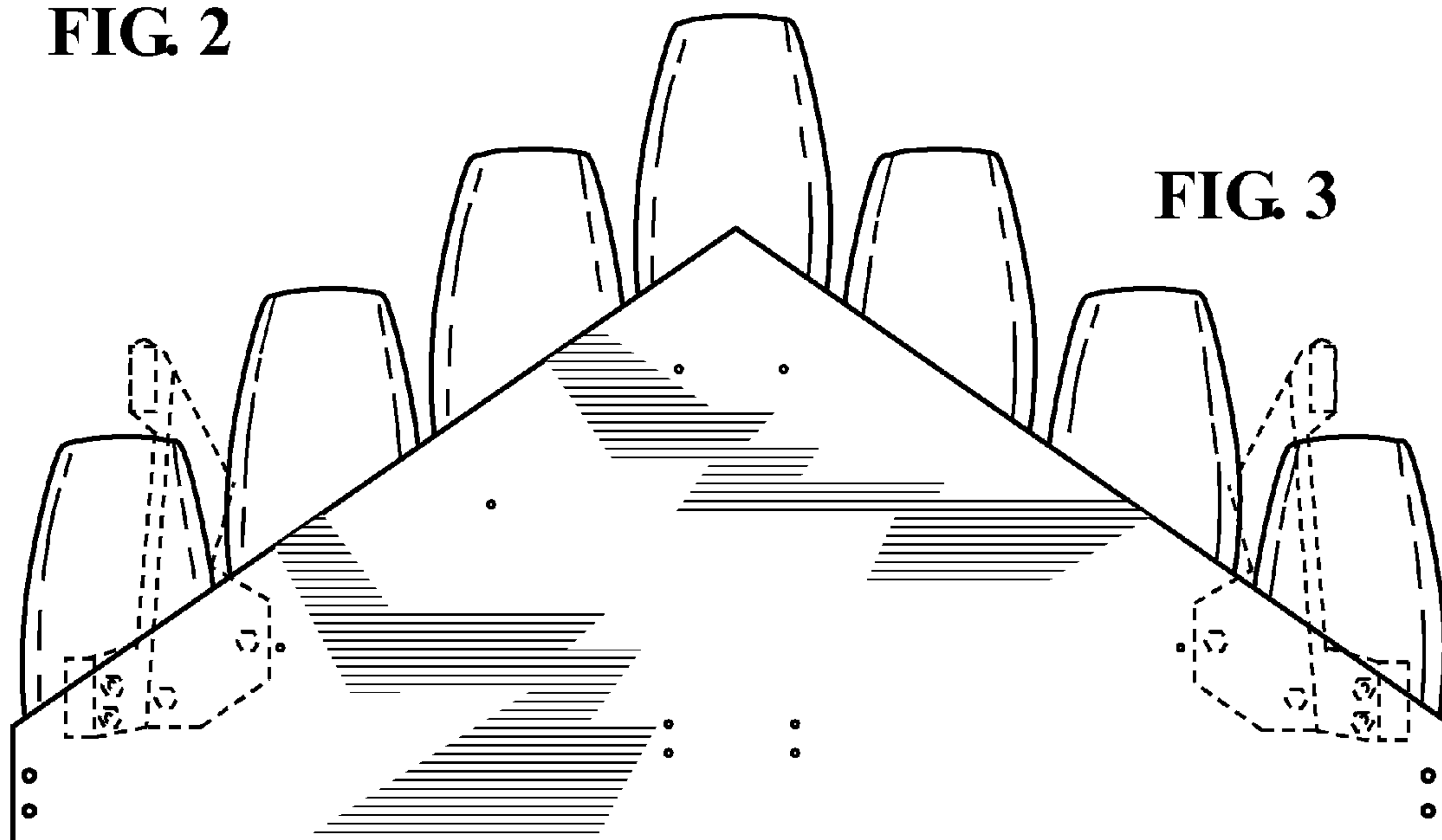


FIG. 3

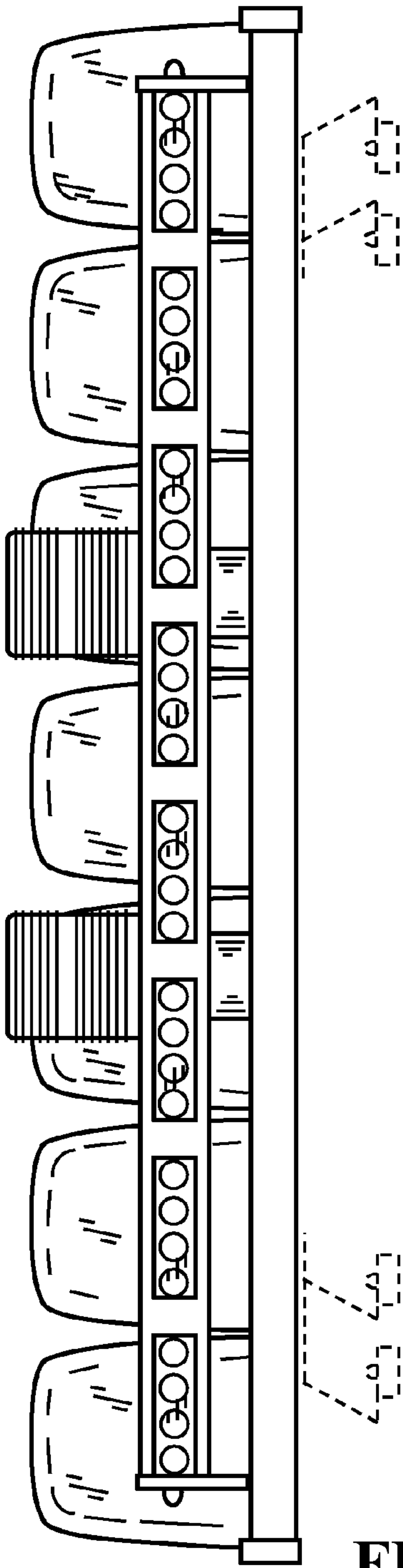


FIG. 4

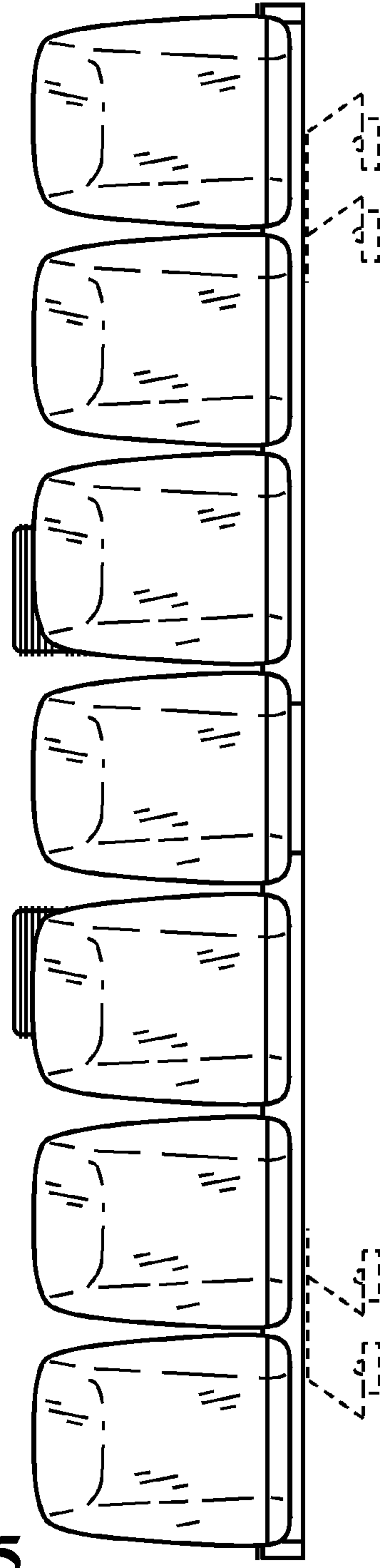
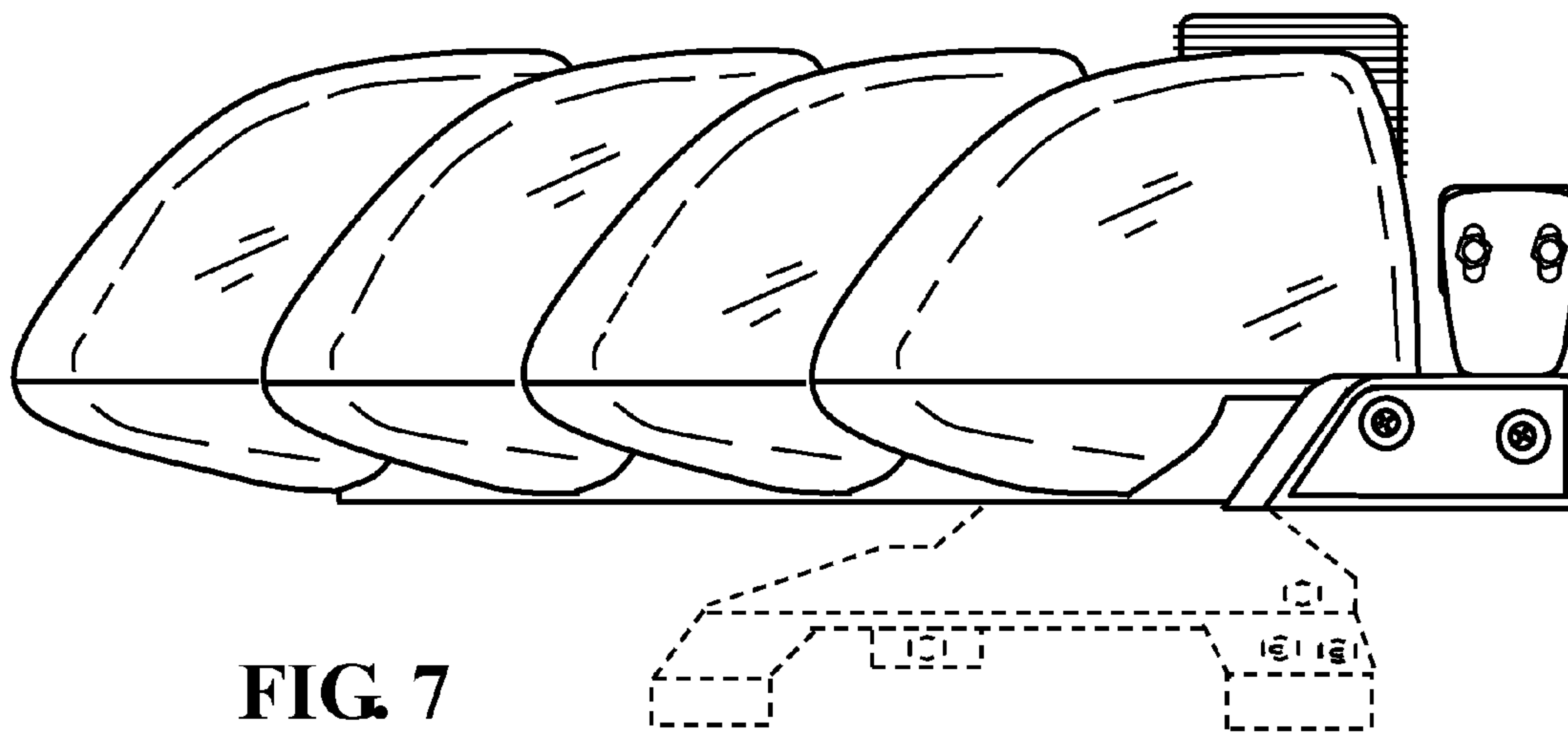
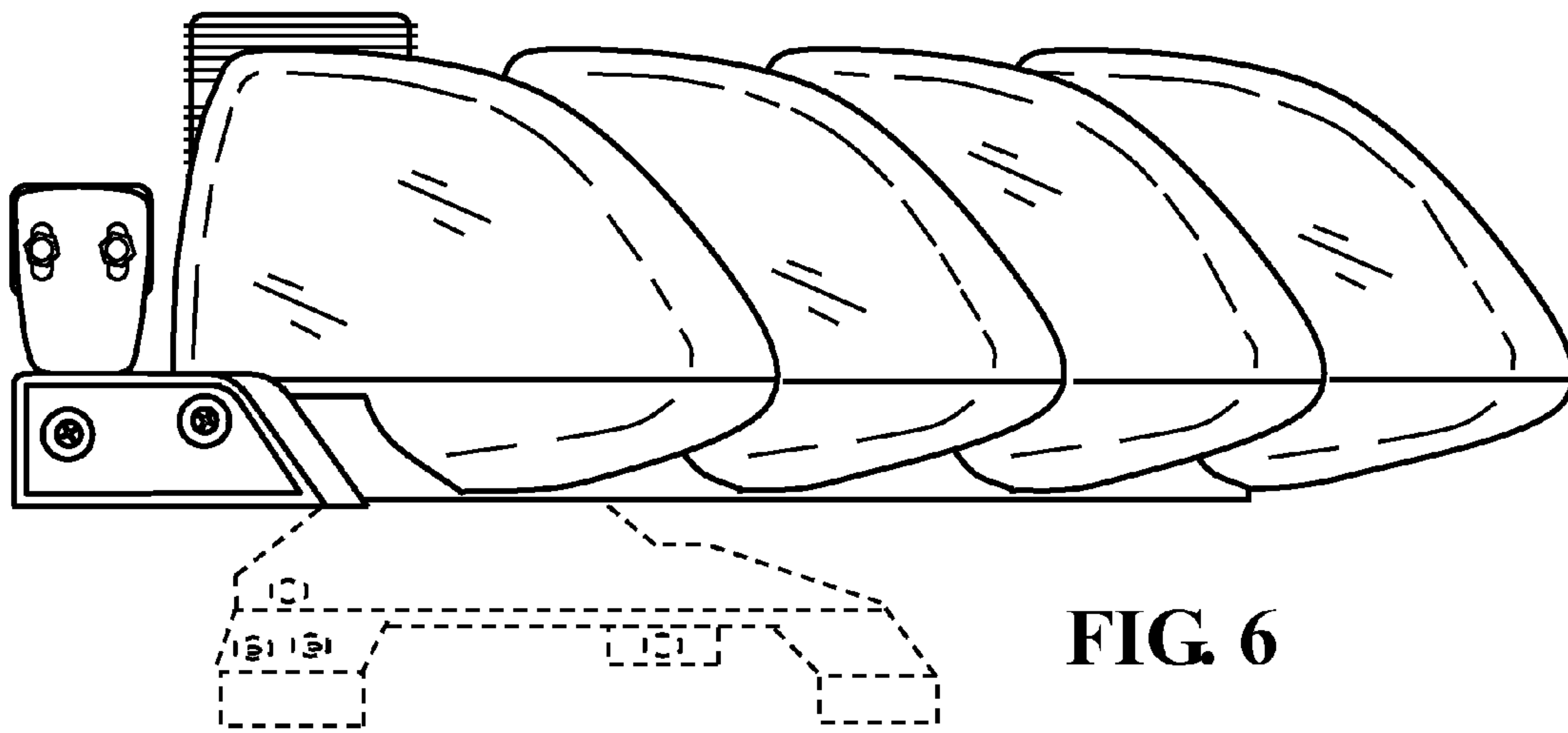


FIG. 5





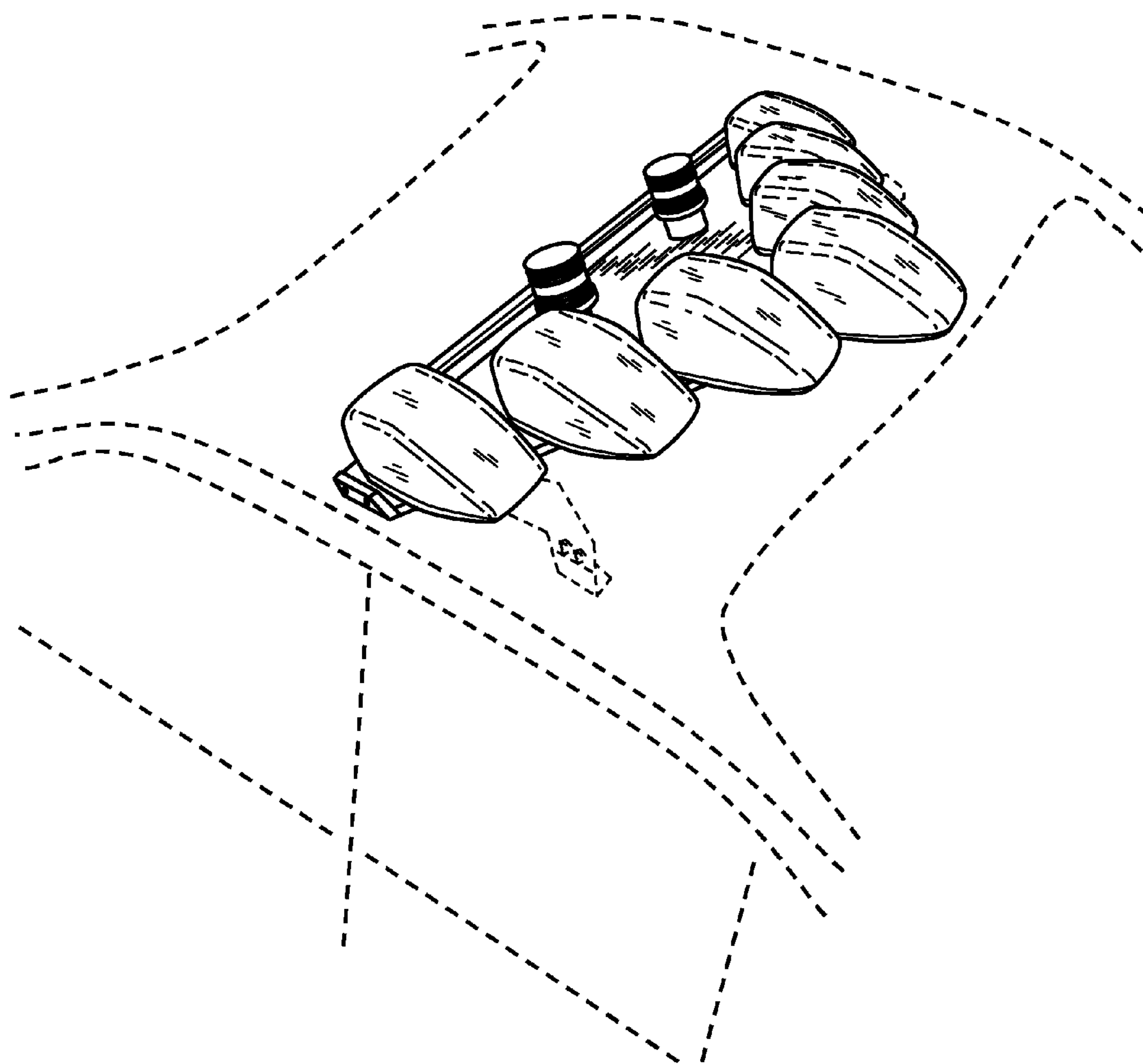


FIG. 8