

US00D592085S

(12) **United States Design Patent**
Ohtani et al.

(10) **Patent No.:** **US D592,085 S**

(45) **Date of Patent:** **** May 12, 2009**

(54) **DIGITAL DIAL GAUGE**

(75) Inventors: **Shigeru Ohtani**, Kawasaki (JP); **Kenji Iwamoto**, Kawasaki (JP); **Rie Arai**, Kawasaki (JP); **Aki Hiroshima**, Kawasaki (JP); **Takefumi Kiwada**, Kawasaki (JP); **Makoto Furuta**, Nakatsugawa (JP)

(73) Assignee: **Mitutoyo Corporation**, Kawasaki (JP)

(**) Term: **14 Years**

(21) Appl. No.: **29/311,017**

(22) Filed: **Dec. 9, 2008**

Related U.S. Application Data

(62) Division of application No. 29/309,218, filed on Jul. 9, 2008.

(30) **Foreign Application Priority Data**

Feb. 12, 2008	(JP)	2008-002920
Feb. 12, 2008	(JP)	2008-002921
Feb. 12, 2008	(JP)	2008-002922
Feb. 12, 2008	(JP)	2008-002923

(51) **LOC (9) Cl.** **10-04**

(52) **U.S. Cl.** **D10/102; D10/85**

(58) **Field of Classification Search** D10/85,
D10/102; 73/431, 705, 715-722; 200/83,
200/83 B, 83 C, 83 L; 324/110-116, 119;
340/626, 688; 250/231.11

See application file for complete search history.

(56) **References Cited**

U.S. PATENT DOCUMENTS

4,577,511 A *	3/1986	Wetzel	73/756
D302,394 S *	7/1989	Merrell	D10/85
D543,476 S *	5/2007	Barmettler et al.	D10/85
D545,707 S *	7/2007	Barmettler et al.	D10/85
D576,897 S *	9/2008	Quimby et al.	D10/85

* cited by examiner

Primary Examiner—Antoine D Davis

(74) *Attorney, Agent, or Firm*—Olliff & Berridge, PLC

(57) **CLAIM**

The ornamental design for a digital dial gauge, as shown and described.

DESCRIPTION

FIG. 1 is a perspective view of a digital dial gauge according to a first embodiment;

FIG. 2 is a front view thereof;

FIG. 3 is a rear view thereof;

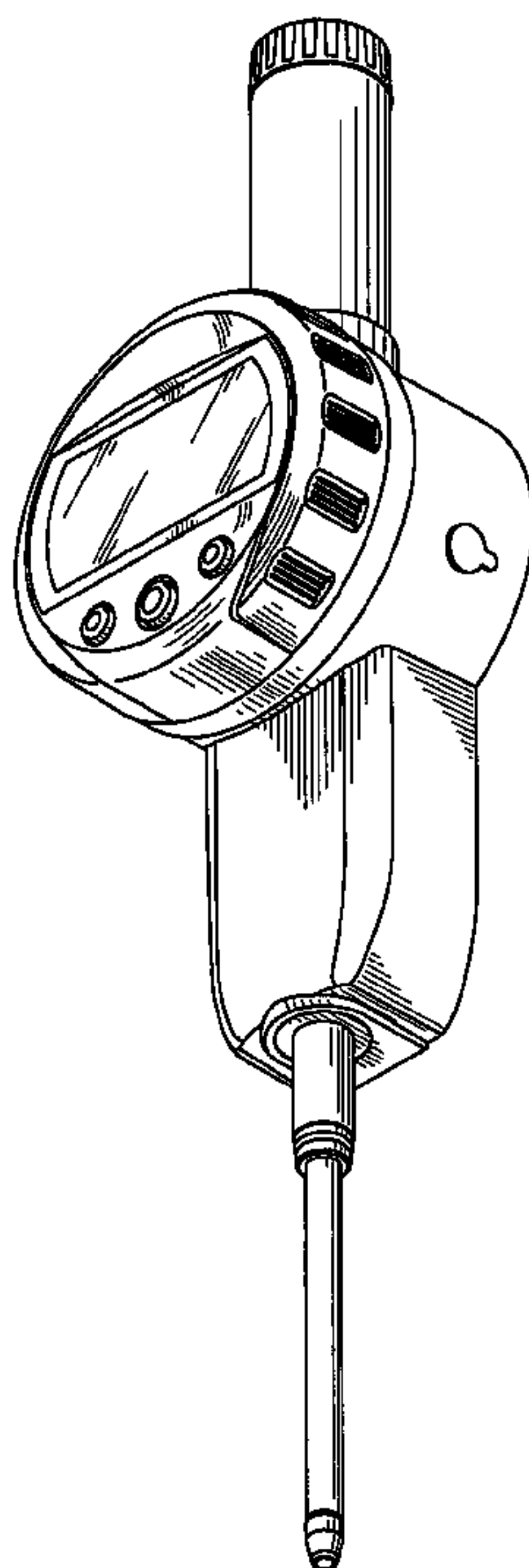
FIG. 4 is a left-side view thereof;

FIG. 5 is a right-side view thereof;

FIG. 6 is a top view thereof; and,

FIG. 7 is a bottom view thereof.

1 Claim, 6 Drawing Sheets



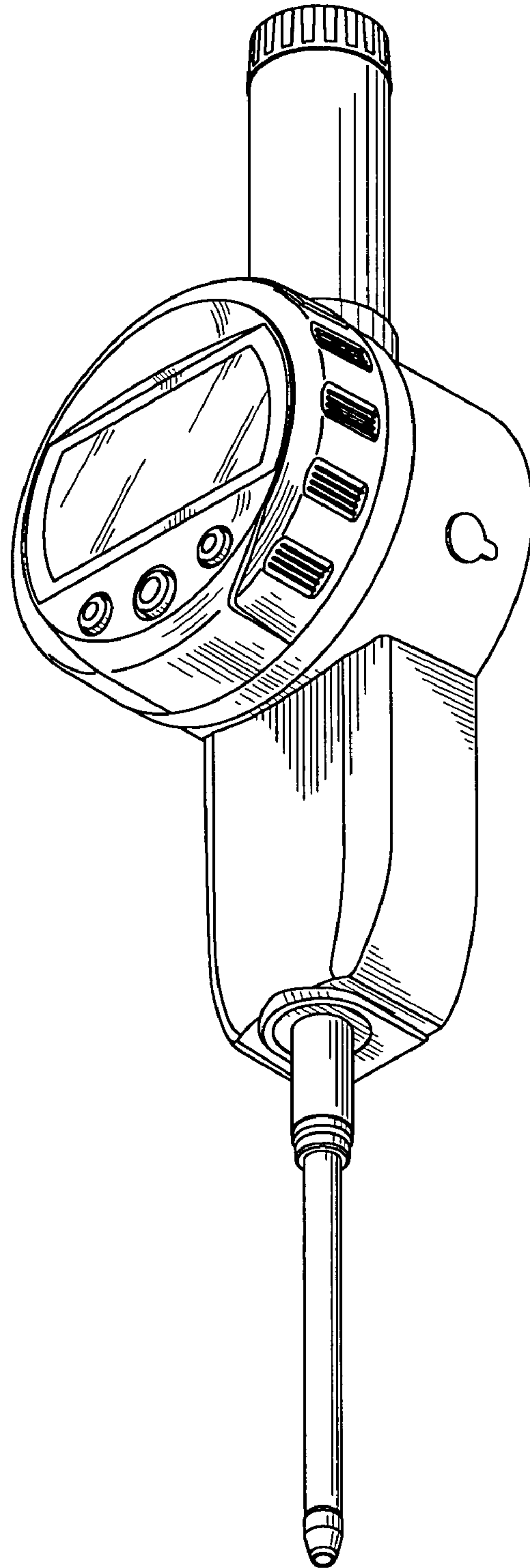


FIG. 1

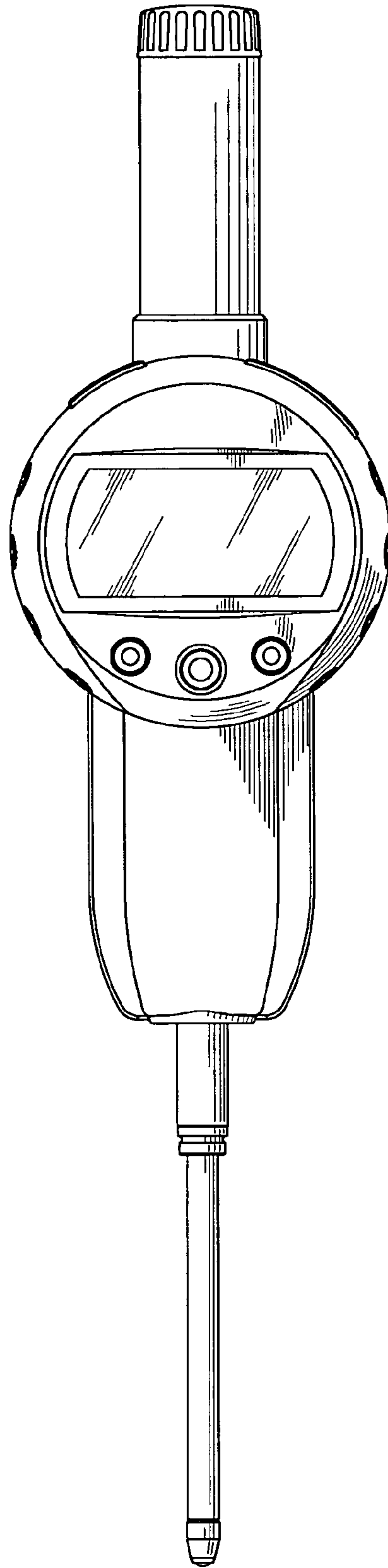


FIG. 2

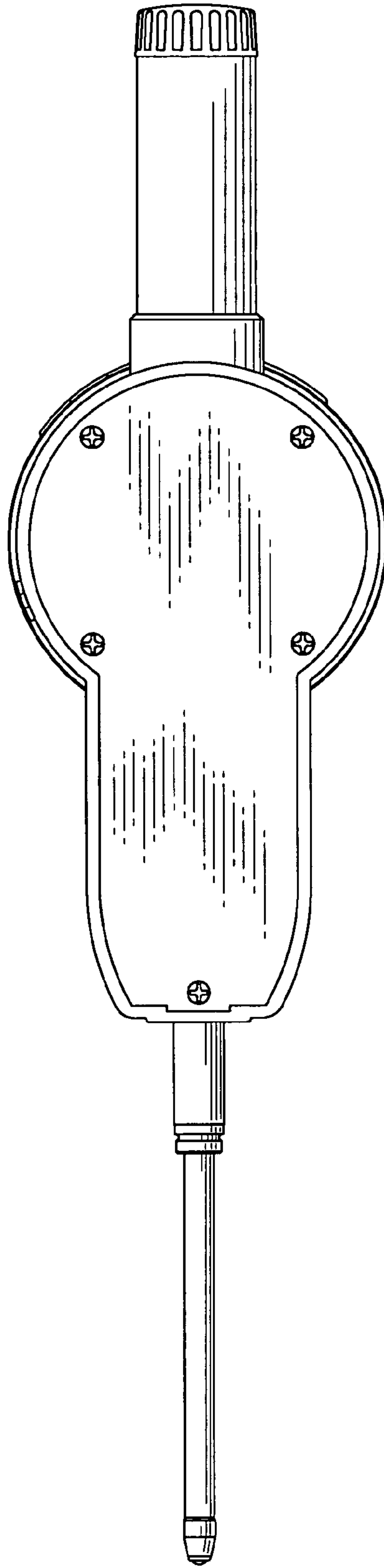


FIG. 3

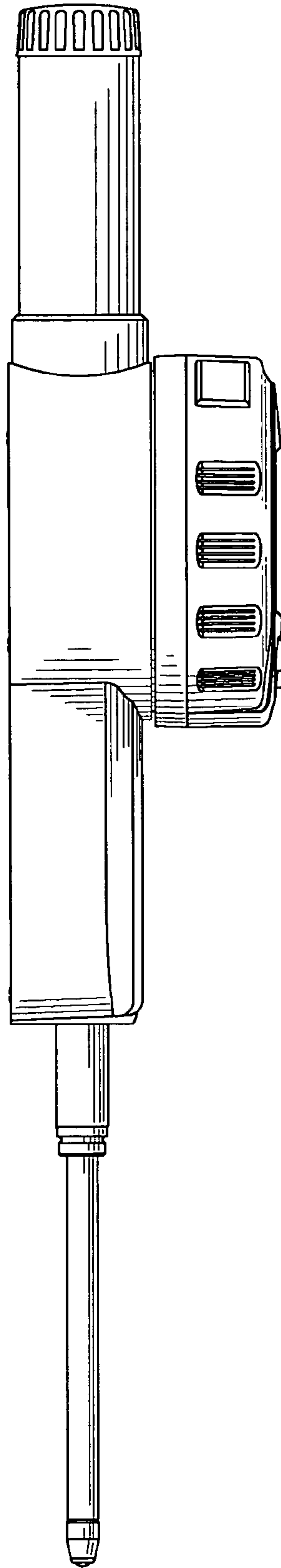


FIG. 4

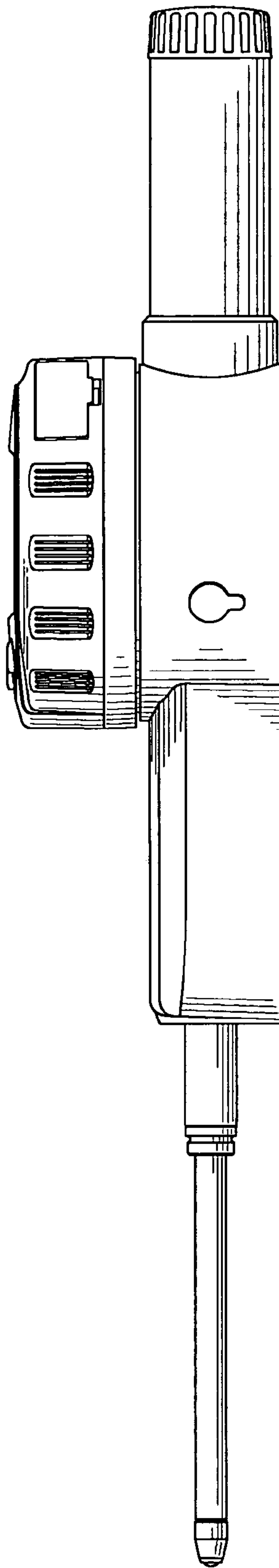


FIG. 5

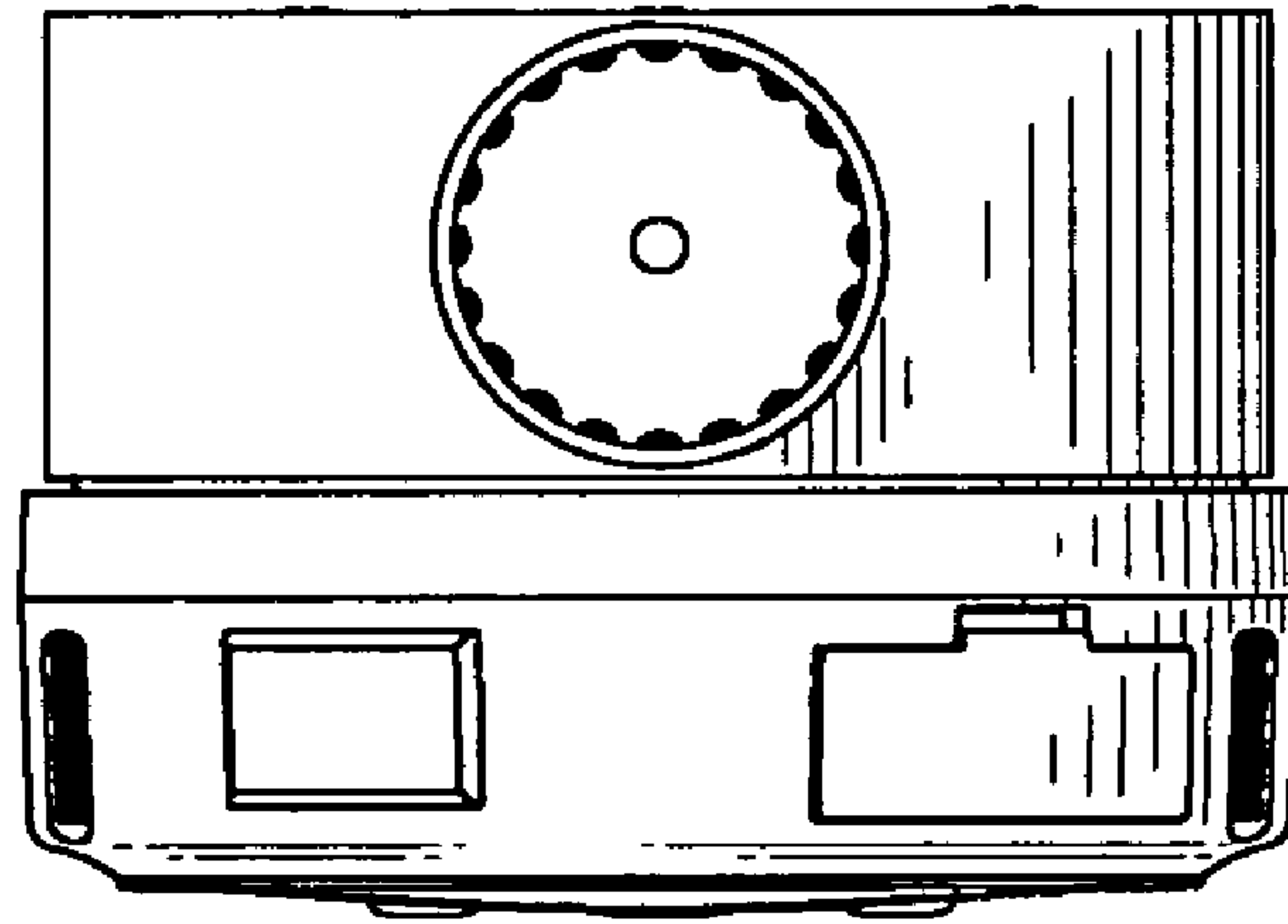


FIG. 6




FIG. 7