



US00D592079S

(12) **United States Design Patent**
Yurman

(10) **Patent No.:** **US D592,079 S**

(45) **Date of Patent:** **** May 12, 2009**

(54) **WRISTWATCH**

(75) Inventor: **David Yurman**, New York, NY (US)

(73) Assignee: **David Yurman SA**, La Chaux-De-Fonds (CH)

(**) Term: **14 Years**

(21) Appl. No.: **29/274,218**

(22) Filed: **Apr. 5, 2007**

(30) **Foreign Application Priority Data**

Apr. 4, 2007 (WO) DM/068911

(51) **LOC (9) Cl.** **10-02**

(52) **U.S. Cl.** **D10/32**

(58) **Field of Classification Search** D10/30-39,
D10/122-132; 368/276, 277, 278, 281, 282,
368/285, 223, 228, 232, 308; D11/3, 4, 5,
D11/16, 14; 63/3, 7, 8, 9

See application file for complete search history.

(56) **References Cited**

U.S. PATENT DOCUMENTS

2,189,096	A *	2/1940	Alonge	224/170
2,472,351	A *	6/1949	Tyler	368/282
D285,543	S *	9/1986	Moser	D11/4
4,627,739	A *	12/1986	Shingo et al.	368/282
D294,918	S *	3/1988	Kabaya	D10/30
D327,438	S *	6/1992	Bulgari	D10/32

D327,439	S *	6/1992	Bulgari	D10/32
D361,282	S *	8/1995	Bulgari	D10/32
D371,314	S *	7/1996	Yurman	D11/3
D376,985	S *	12/1996	Ikeuchi	D10/32
D383,074	S *	9/1997	Hayashi	D10/32
D388,333	S *	12/1997	Wunderman	D10/32
D407,334	S *	3/1999	Stoll	D10/32
D423,948	S *	5/2000	Avakian	D10/32
D430,495	S *	9/2000	Wunderman	D10/32
D434,335	S *	11/2000	Amstutz	D10/32
D446,461	S *	8/2001	Wunderman	D10/32
D462,280	S *	9/2002	Cheng	D10/39
D496,591	S *	9/2004	Yurman	D10/32
D529,834	S *	10/2006	Yurman	D11/3

* cited by examiner

Primary Examiner—Lucy Lieberman

(74) *Attorney, Agent, or Firm*—Sughrue Mion, PLLC

(57) **CLAIM**

The ornamental design for a wristwatch, as shown and described.

DESCRIPTION

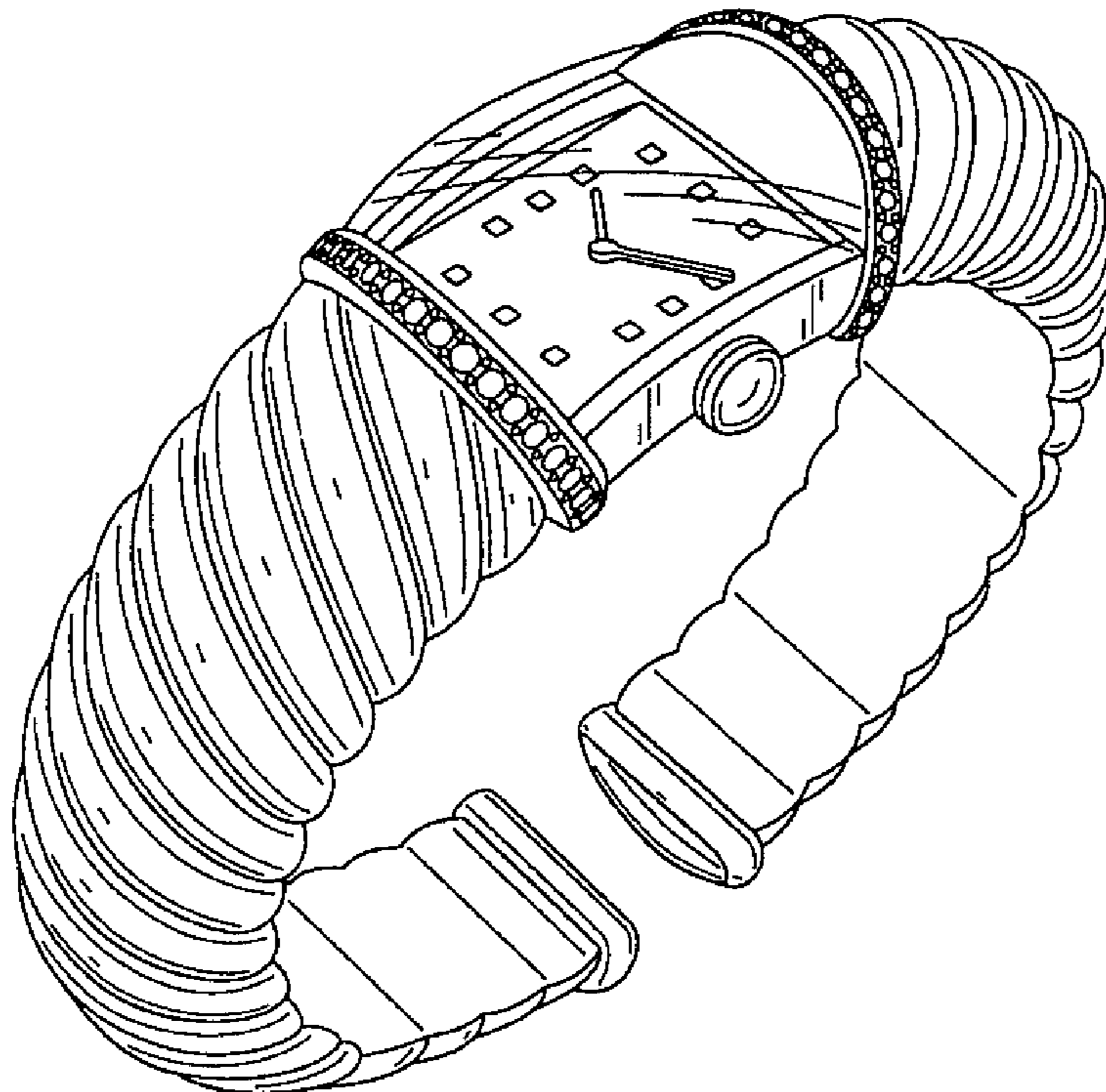
FIG. 1 is a perspective view of the bottom, front and right side of a wristwatch showing my new design;

FIG. 2 is a front elevational view thereof;

FIG. 3 is a right side elevational view thereof; and,

FIG. 4 is a bottom view thereof.

1 Claim, 4 Drawing Sheets



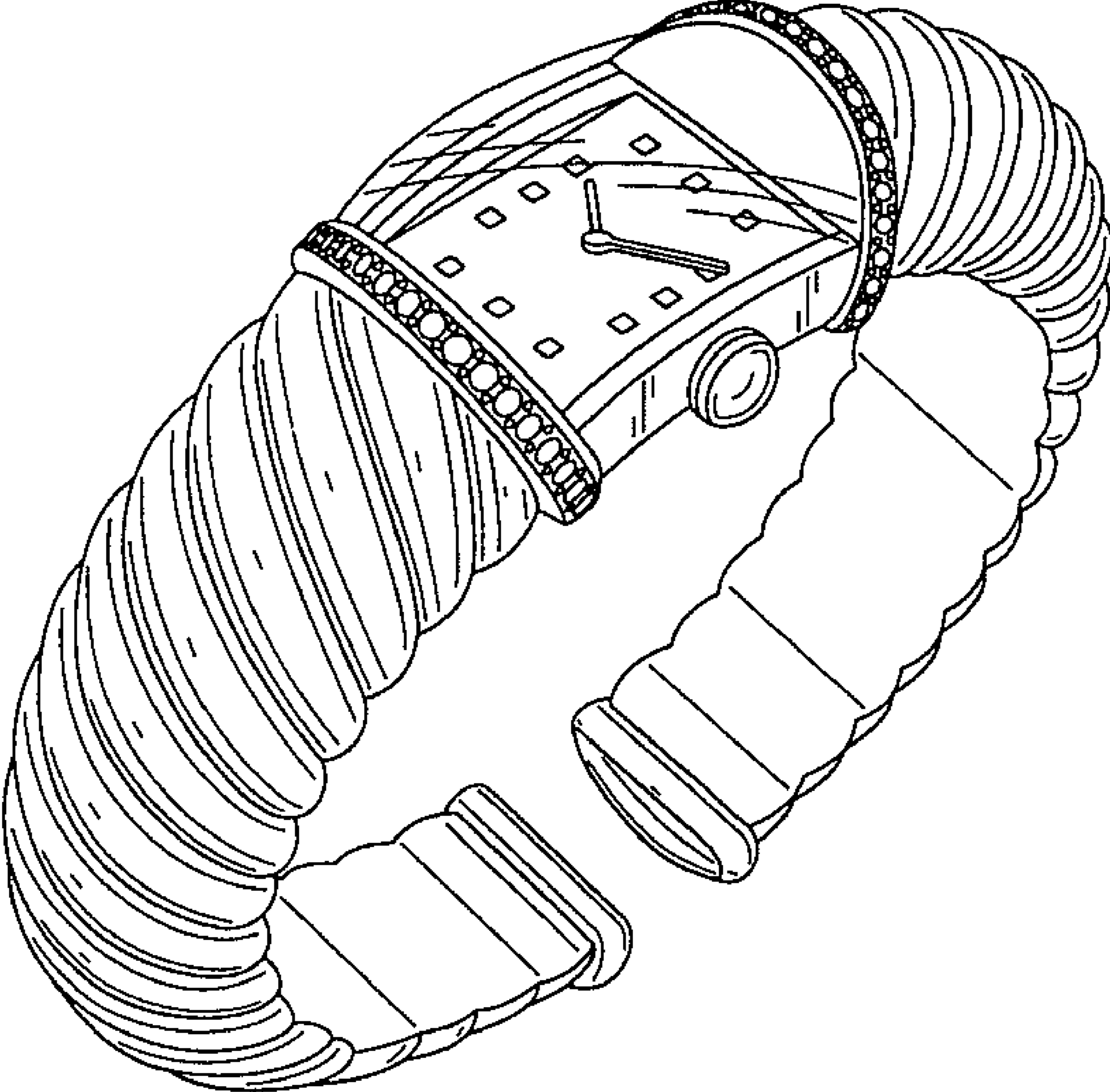


FIG. 1




FIG. 2




FIG. 3

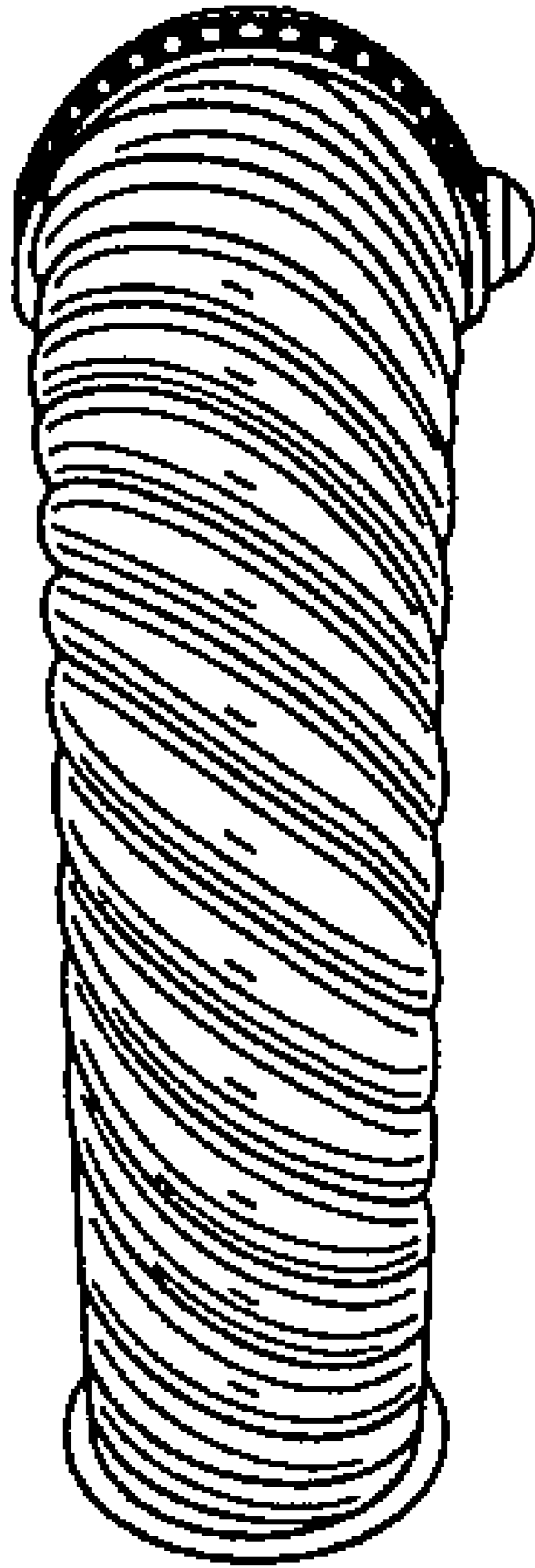


FIG. 4