



US00D592069S

(12) **United States Design Patent**  
**Kruparova**

(10) **Patent No.:** **US D592,069 S**

(45) **Date of Patent:** **\*\* May 12, 2009**

(54) **CONTAINER BODY PORTION**

(75) Inventor: **Petra Kruparova**, Banska Bystrica (SK)

(73) Assignee: **Plastipak Packaging, Inc.**, Plymouth, MI (US)

(\*\*) Term: **14 Years**

(21) Appl. No.: **29/282,934**

(22) Filed: **Aug. 1, 2007**

(51) **LOC (9) Cl.** ..... **09-01**

(52) **U.S. Cl.** ..... **D9/630; D9/543; D9/661**

(58) **Field of Classification Search** ..... D9/682-693,  
D9/600-681, 516-575; 215/379-385; 220/669-675  
See application file for complete search history.

(56) **References Cited**

U.S. PATENT DOCUMENTS

D75,504 S *	6/1928	Mas	.....	D9/538
D205,908 S *	10/1966	Sterges	.....	D9/543
3,445,033 A *	5/1969	Sweet et al.	.....	220/705
D242,691 S *	12/1976	Koenigsberg	.....	D9/542
D249,228 S *	9/1978	Schacher et al.	.....	D9/530
D333,434 S *	2/1993	Sosenko	.....	D9/539
D383,679 S *	9/1997	Wilson et al.	.....	D9/552
D399,431 S *	10/1998	de Baschmakoff	.....	D9/540
D500,447 S *	1/2005	Snyder	.....	D9/542
D505,864 S *	6/2005	Snyder	.....	D9/542
D507,490 S *	7/2005	Mero et al.	.....	D9/550
D536,255 S *	2/2007	Corbett et al.	.....	D9/538

D567,088 S *	4/2008	Kruparova	.....	D9/500
D574,250 S *	8/2008	Kruparova	.....	D9/540
D578,397 S *	10/2008	Caldwell	.....	D9/523

FOREIGN PATENT DOCUMENTS

EM	000359000-0001	*	8/2005
GB	DES. 2054238	*	6/1996

\* cited by examiner

*Primary Examiner*—Catherine Tuttle

(74) *Attorney, Agent, or Firm*—Dykema Gossett PLLC

(57) **CLAIM**

The ornamental design for a container body portion, as shown and described.

**DESCRIPTION**

FIG. 1 is a perspective view the container body portion showing my new design;

FIG. 2 is a top view thereof;

FIG. 3 is a bottom view thereof;

FIG. 4 is a front view thereof;

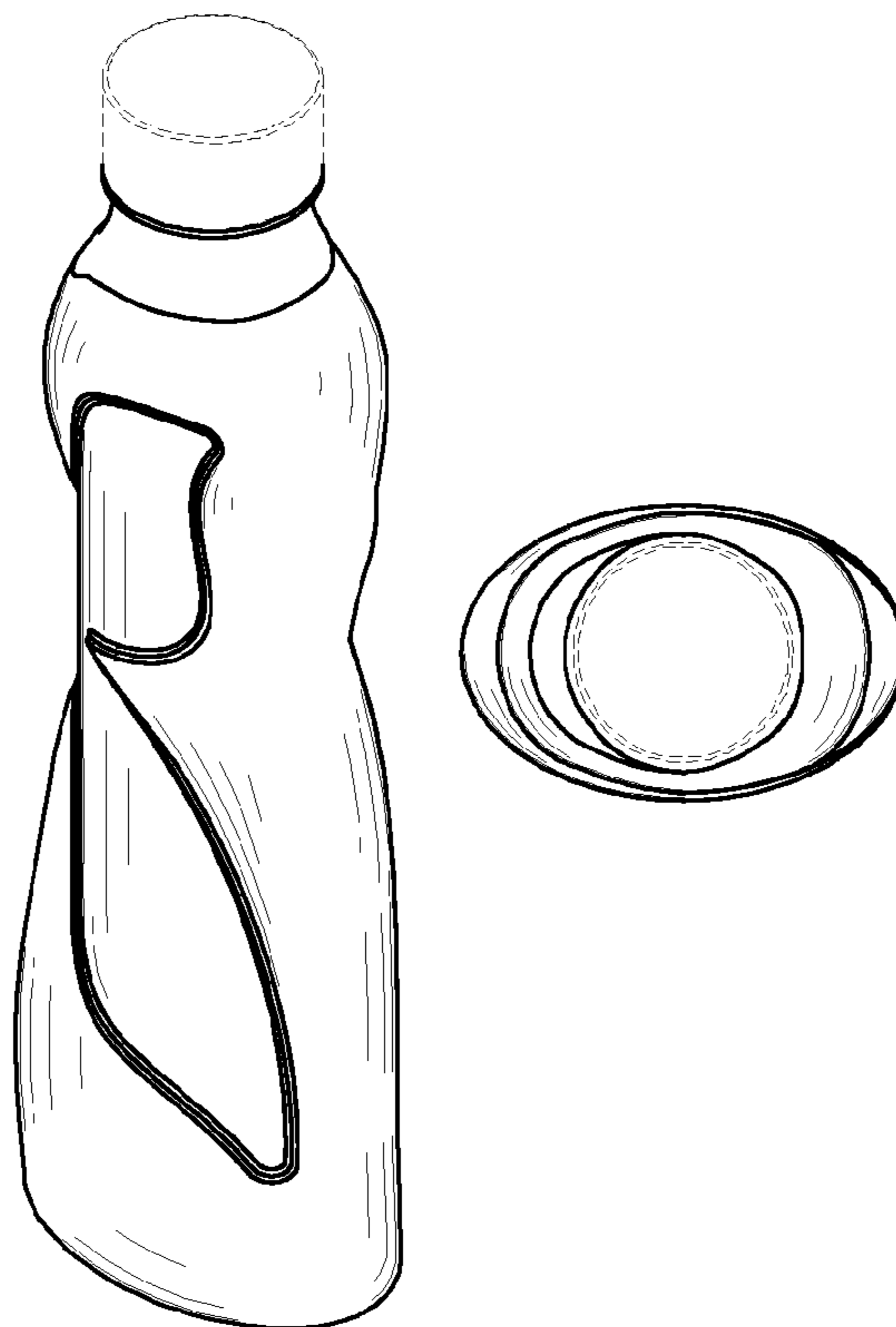
FIG. 5 is a left side view thereof;

FIG. 6 is a back view thereof; and,

FIG. 7 is a right side view thereof.

The broken lines are included for the purpose of illustrating a cap and a portion of the bottom surface that form no part of the claimed design.

**1 Claim, 2 Drawing Sheets**



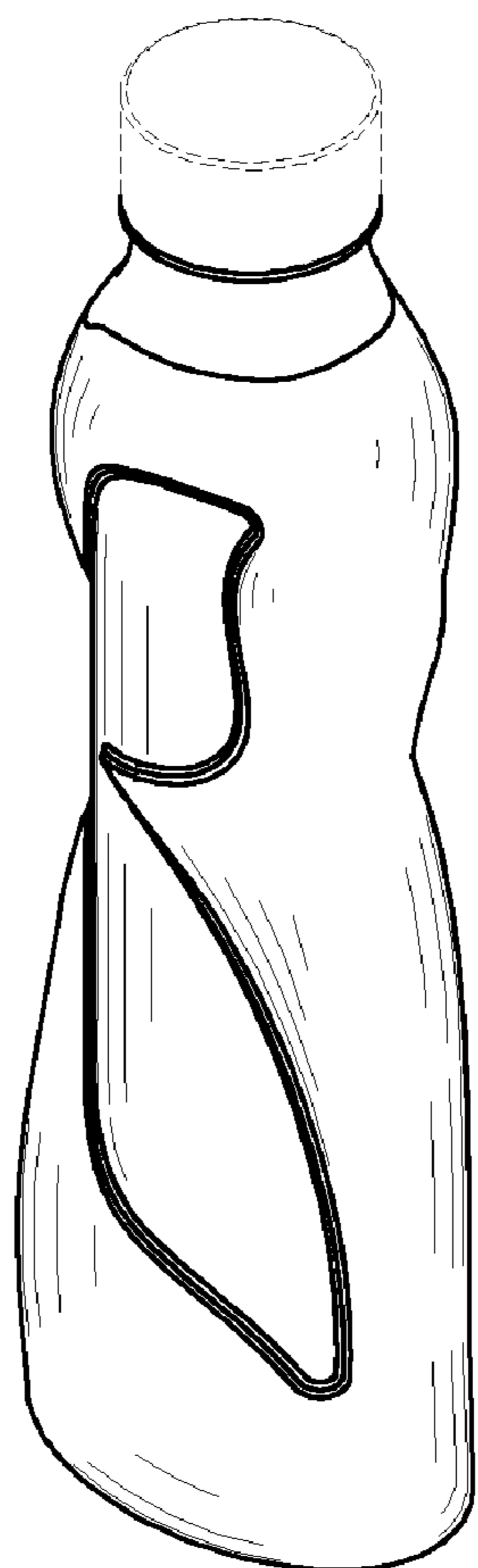


FIG. 1

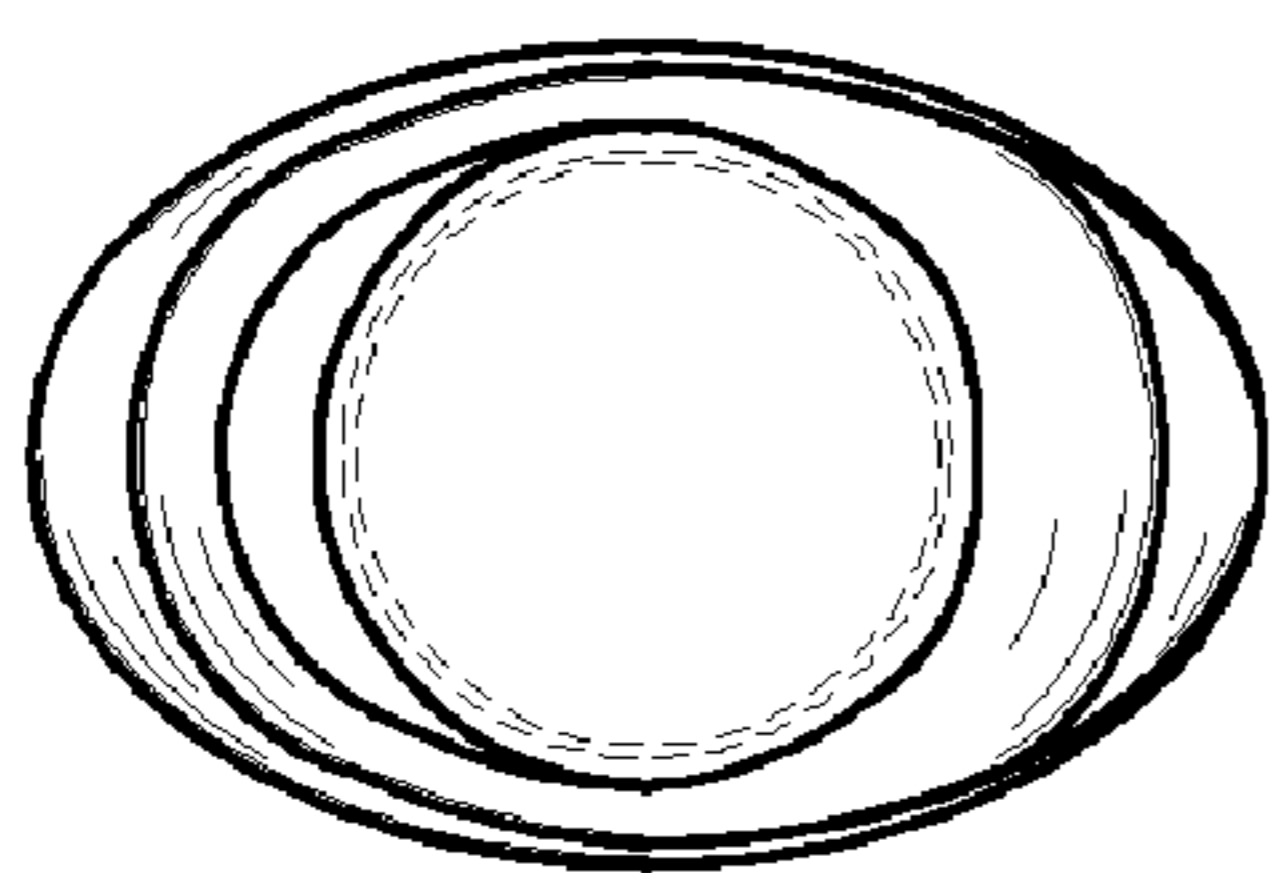


FIG. 2

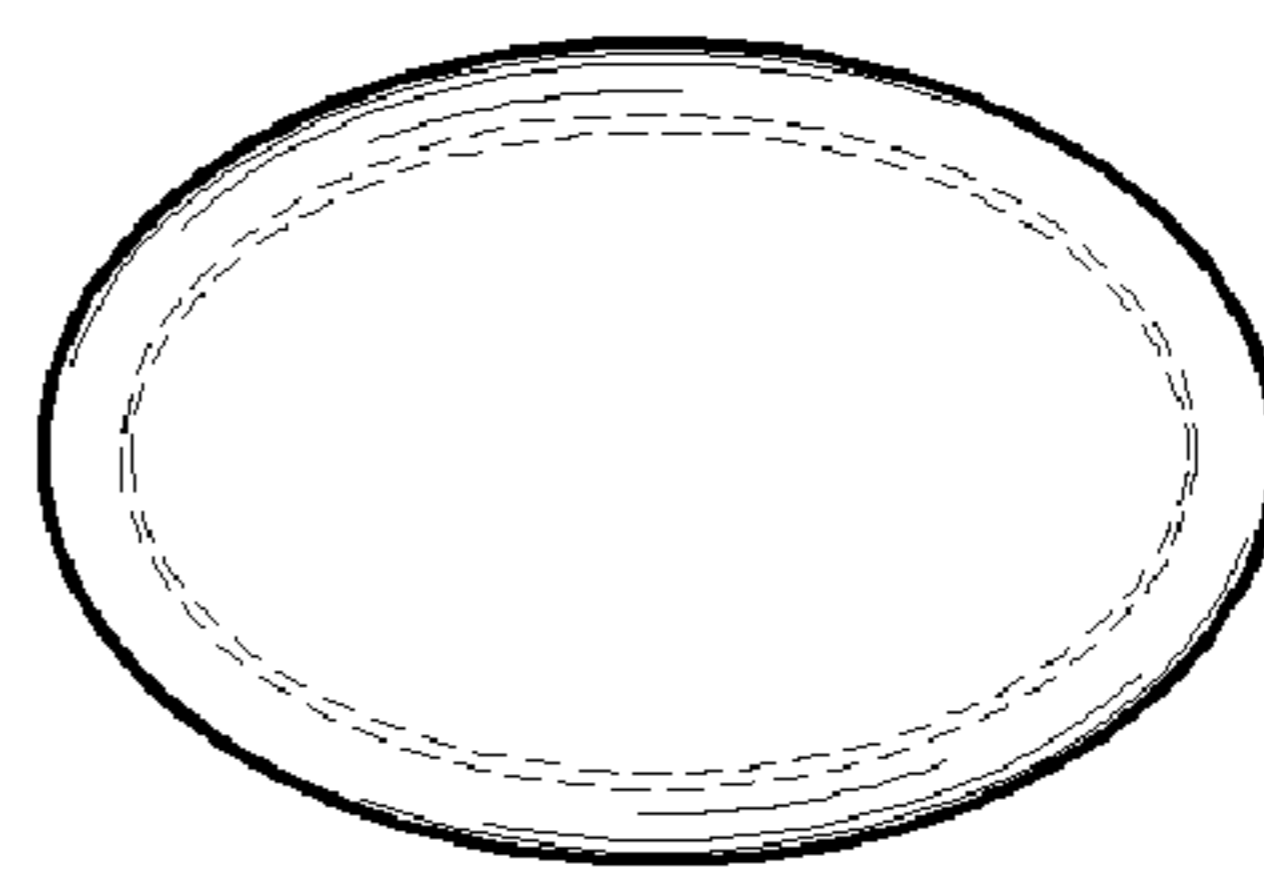


FIG. 3




FIG. 7

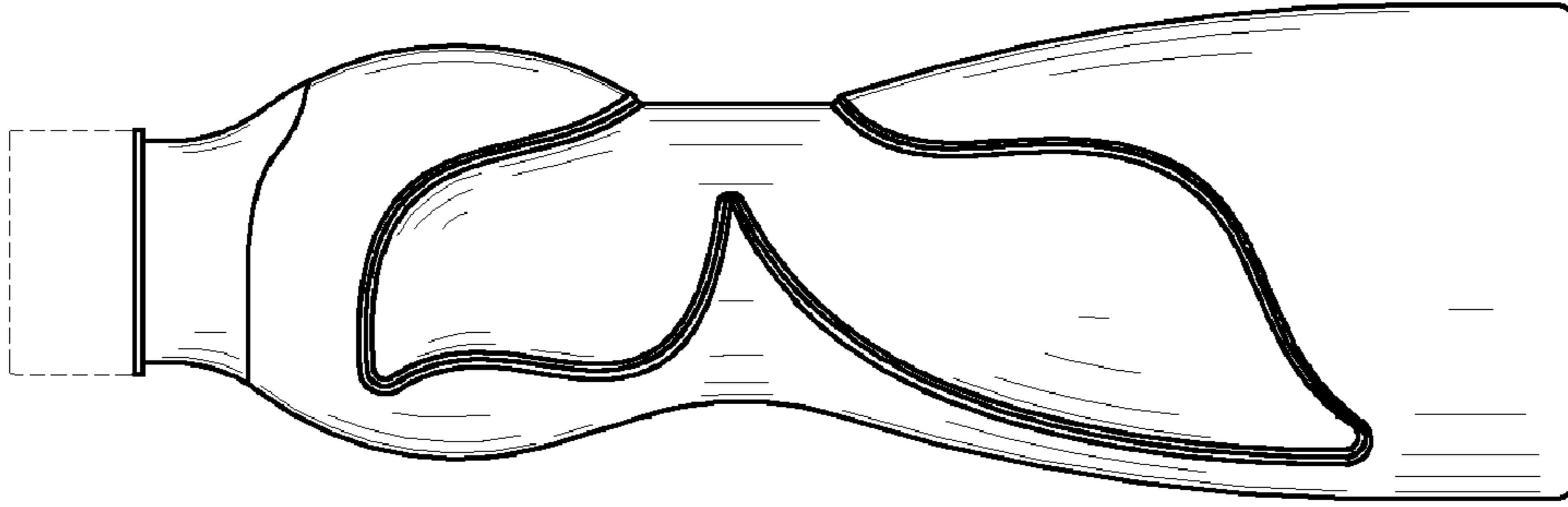


FIG. 6

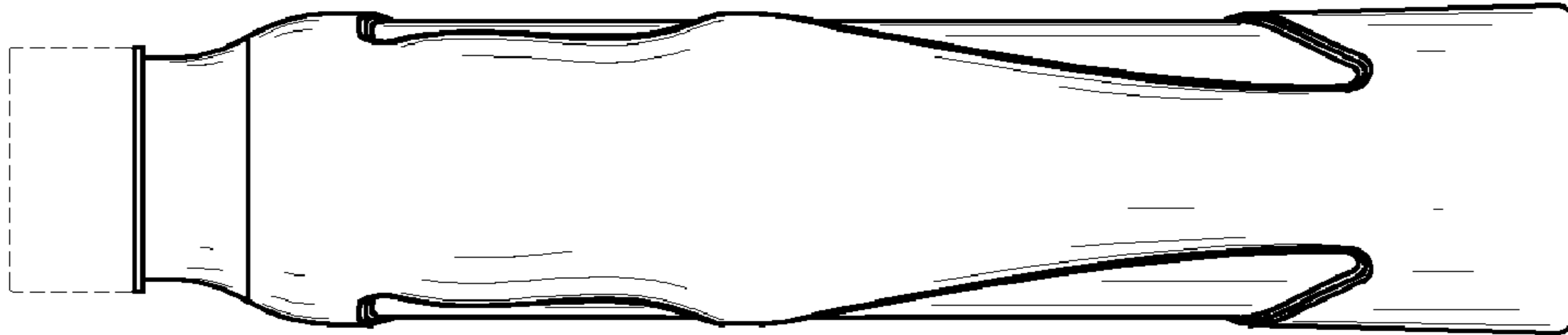


FIG. 5

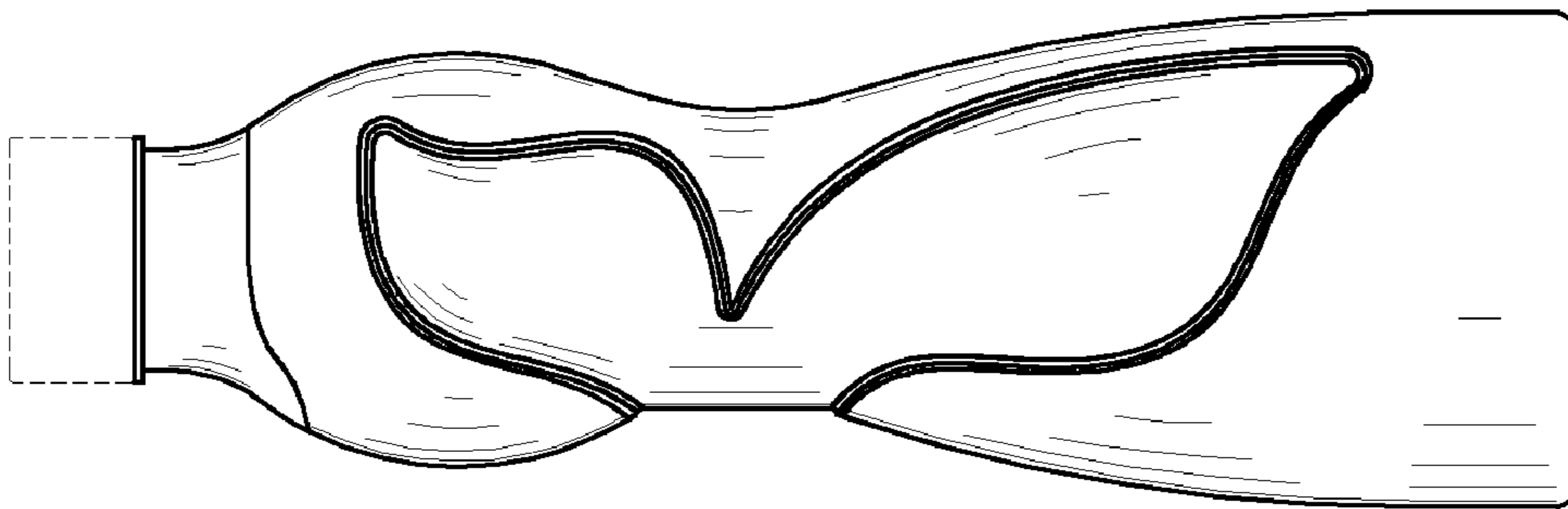


FIG. 4