



US00D592059S

(12) **United States Design Patent**
Hecht

(10) **Patent No.:** **US D592,059 S**

(45) **Date of Patent:** **** May 12, 2009**

(54) **BOTTLE HOLDER**

(75) Inventor: **Steven Hecht**, Wyckoff, NJ (US)

(73) Assignee: **Johnson & Johnson Consumer Companies, Inc.**, Skillman, NJ (US)

(**) Term: **14 Years**

(21) Appl. No.: **29/327,530**

(22) Filed: **Nov. 7, 2008**

Related U.S. Application Data

(63) Continuation of application No. 29/258,535, filed on Apr. 24, 2006, now Pat. No. Des. 580,266.

(51) **LOC (9) Cl.** **09-07**

(52) **U.S. Cl.** **D9/455**

(58) **Field of Classification Search** D9/416, D9/419, 433, 434, 435, 438, 455, 456, 517, D9/719, 738, 739, 751; D2/627; 221/63; 206/194, 195, 409, 429, 824; D6/512; D3/202, D3/215; D24/199, 227; D7/601; 248/127, 248/133, 139, 176.1, 176.3, 346.03

See application file for complete search history.

(56) **References Cited**

U.S. PATENT DOCUMENTS

- D438,626 S * 3/2001 Broussard et al. D24/199
- D447,333 S * 9/2001 Phetthaweebancha D3/215
- D462,775 S * 9/2002 Minor D24/199
- D489,256 S * 5/2004 Kelleghan D9/434
- D490,235 S * 5/2004 Nykoluk D3/202
- D491,465 S * 6/2004 Kelleghan D9/434
- D494,471 S * 8/2004 Chou D9/455

- D496,588 S * 9/2004 Matsuo D9/434
- D512,910 S * 12/2005 Haslam D9/434
- D535,562 S * 1/2007 Wisler et al. D9/455
- D547,578 S * 7/2007 Johannsen D6/512
- D559,989 S * 1/2008 Martinelli D24/199

* cited by examiner

Primary Examiner—Robert M Spear

Assistant Examiner—Barbara B Lohr

(74) *Attorney, Agent, or Firm*—Karen G. Horowitz

(57) **CLAIM**

We claim the ornamental design for a bottle holder, as shown and described.

DESCRIPTION

FIG. 1 is a perspective view of a bottle holder showing my new design;

FIG. 2 is a top plan view of the bottle holder shown in FIG. 1;

FIG. 3 is a front side elevational view of the bottle holder shown in FIG. 1;

FIG. 4 is a rear side elevational view of the bottle holder shown in FIG. 1;

FIG. 5 is a right side elevational view of the bottle holder shown in FIG. 1;

FIG. 6 is a left side elevational view of the bottle holder shown in FIG. 1; and,

FIG. 7 is a bottom plan view of the bottle holder shown in FIG. 1.

The broken lines illustrate portions of the bottle holder that form no part of the claimed design.

1 Claim, 2 Drawing Sheets

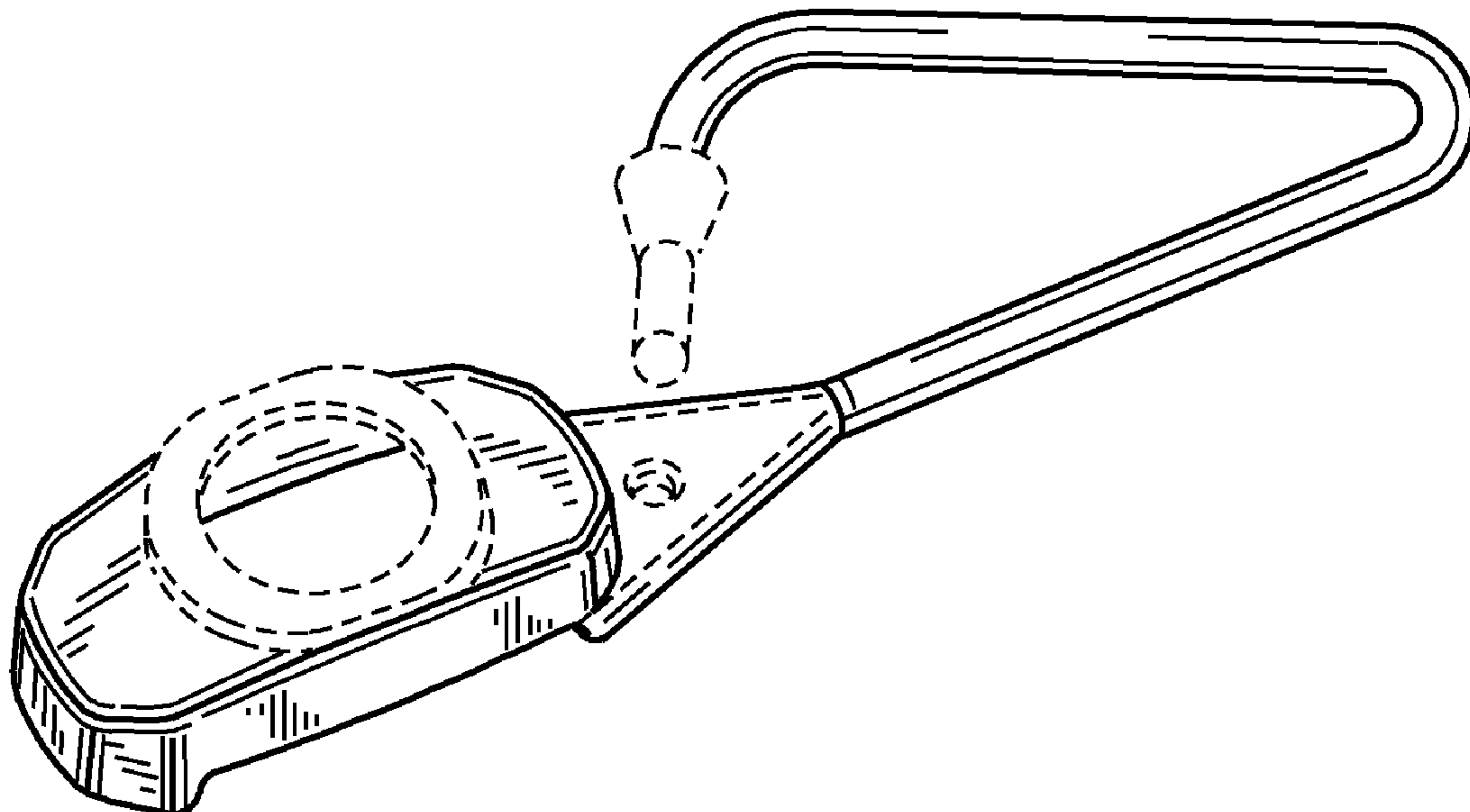


FIG. 1

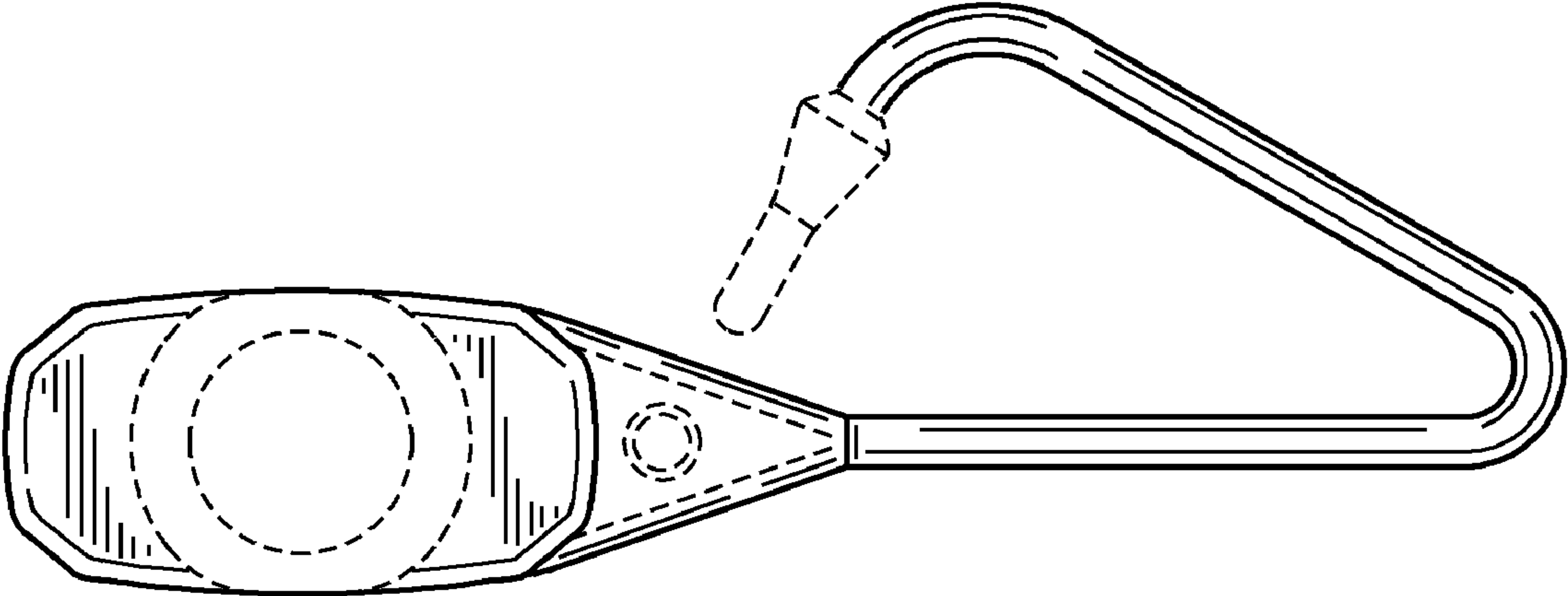
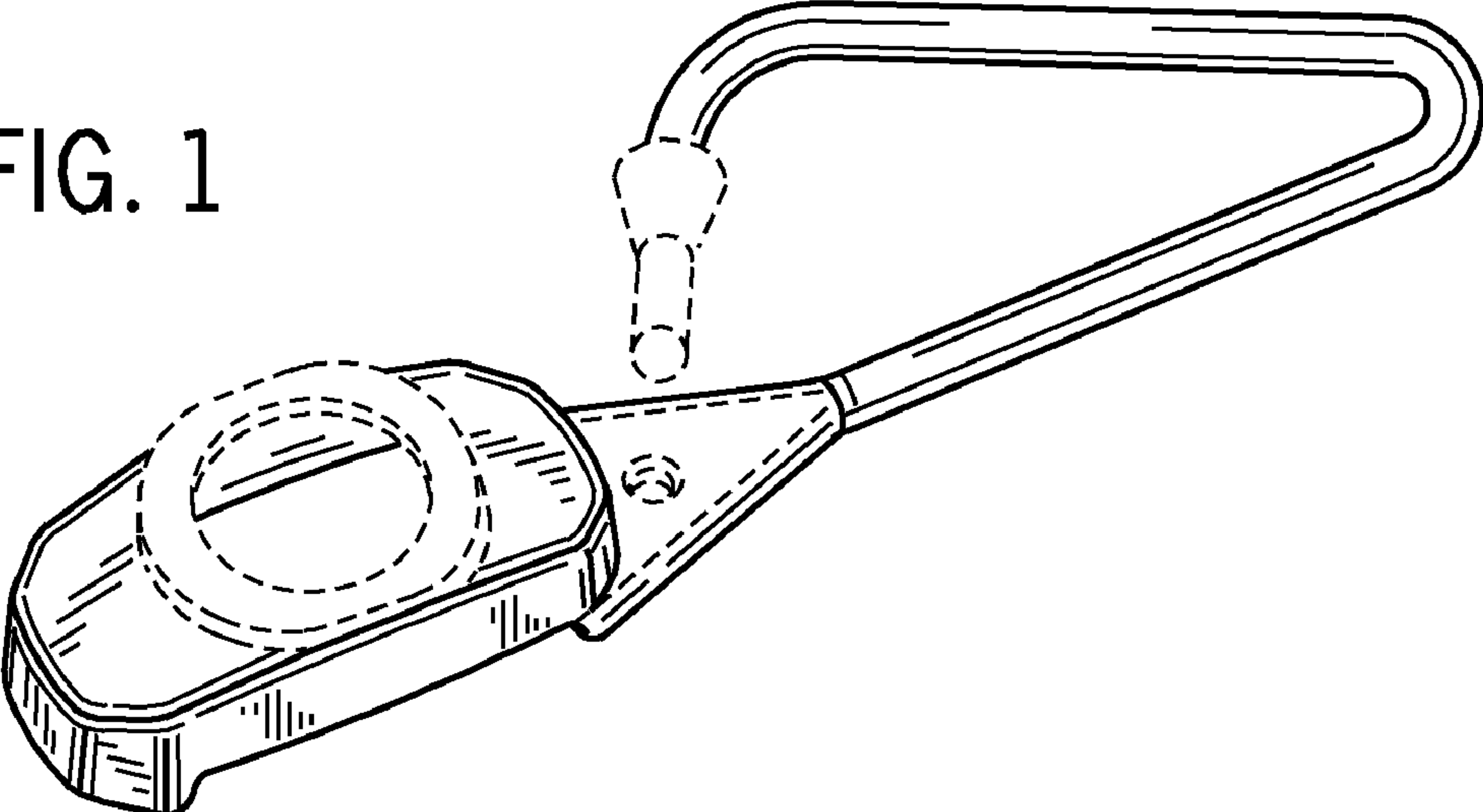


FIG. 2

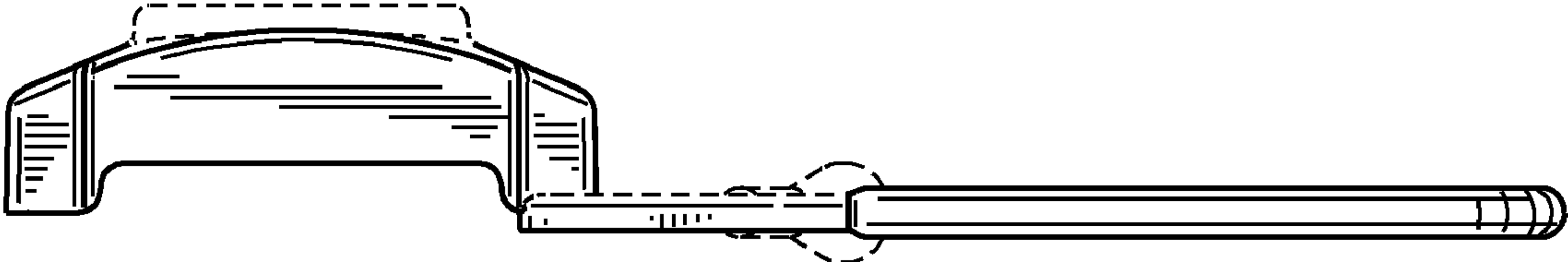


FIG. 3

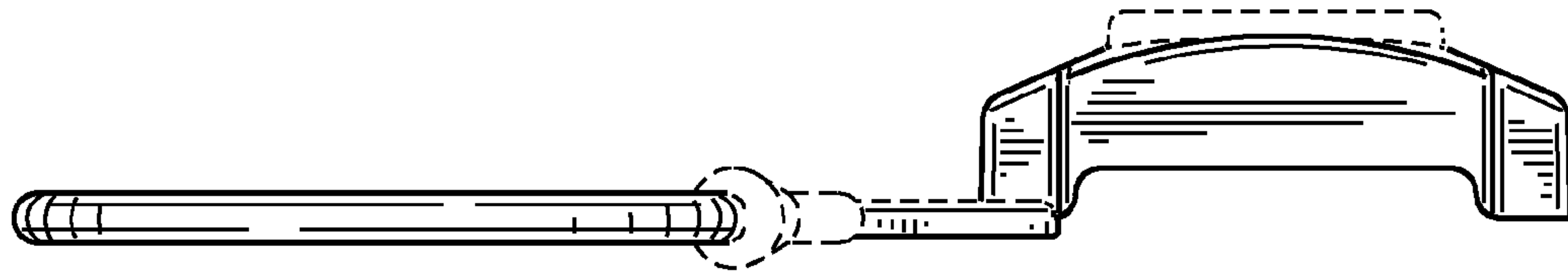


FIG. 4

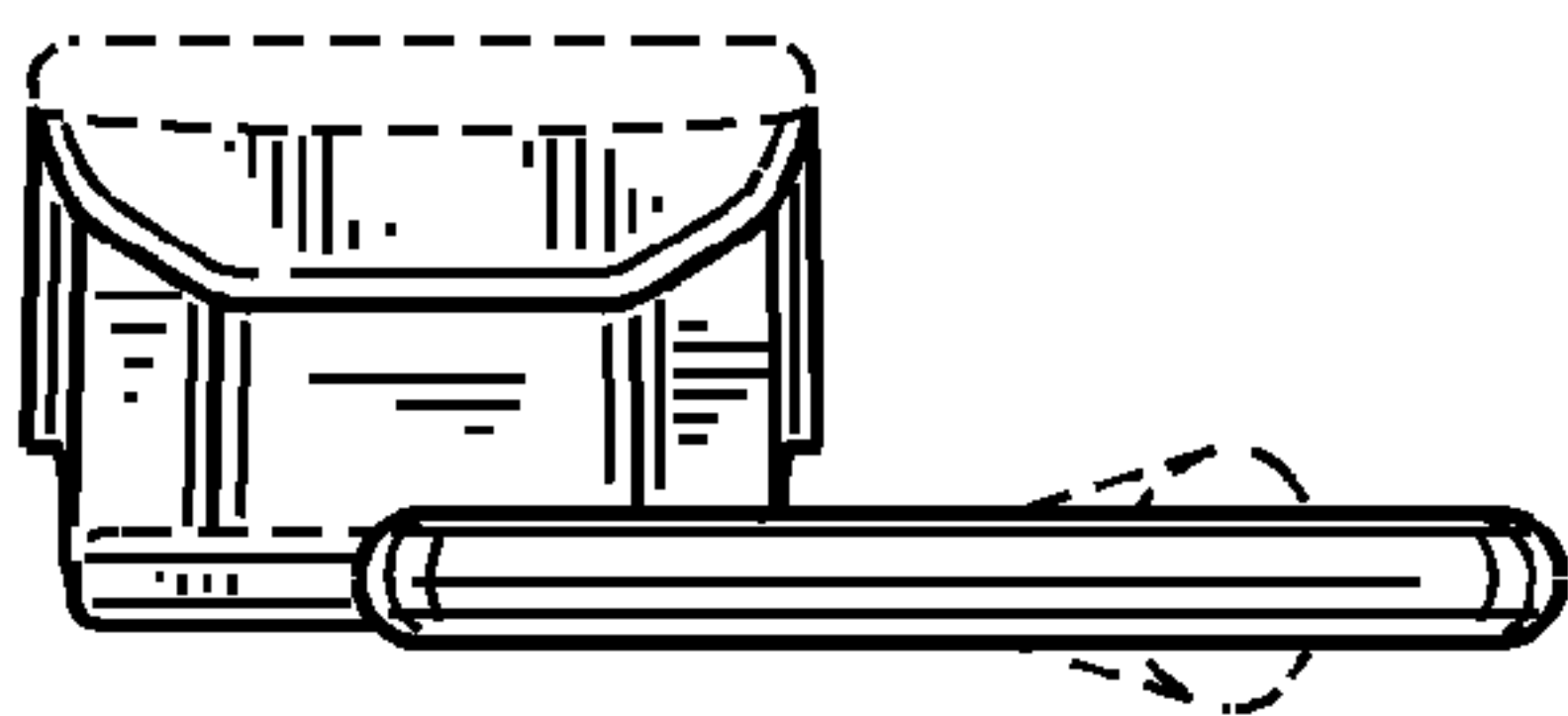


FIG. 5

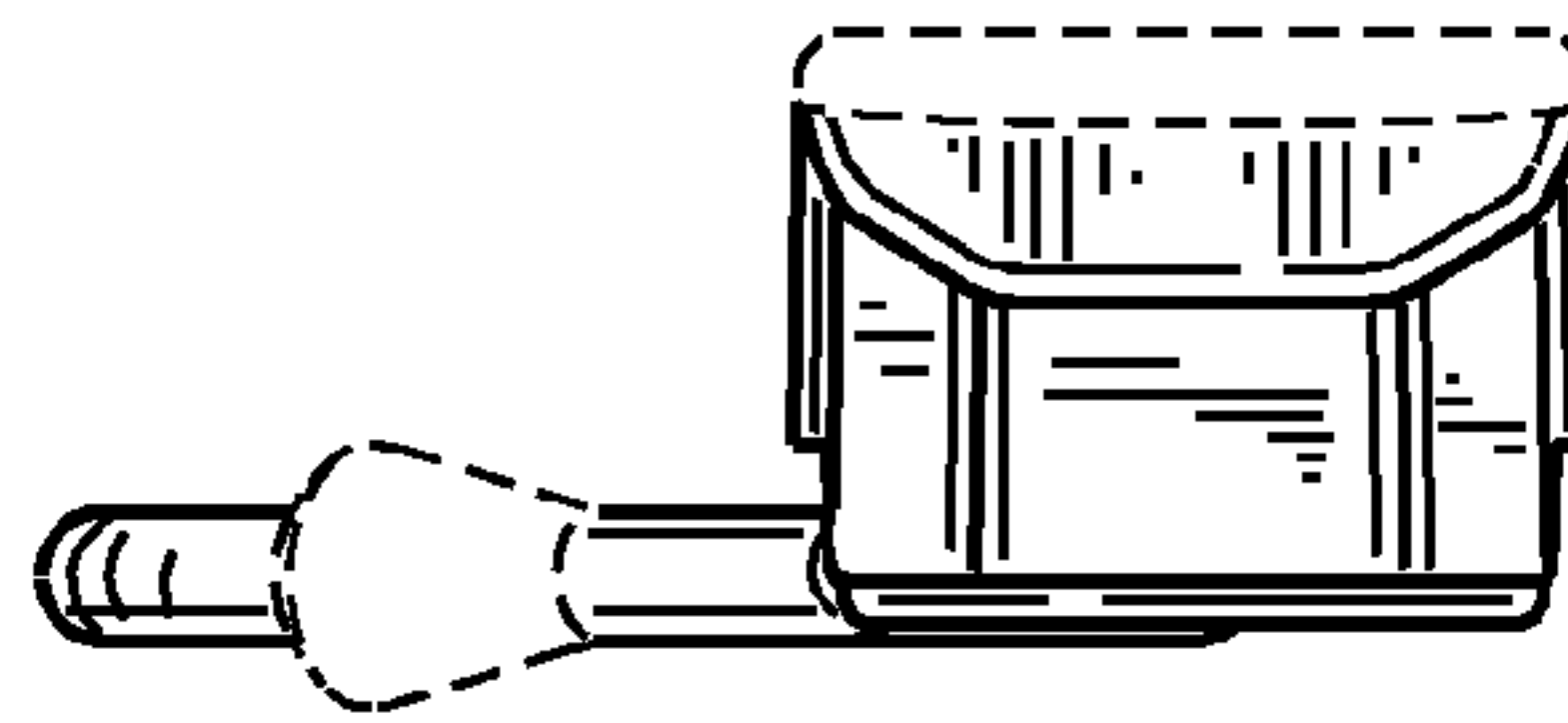


FIG. 6

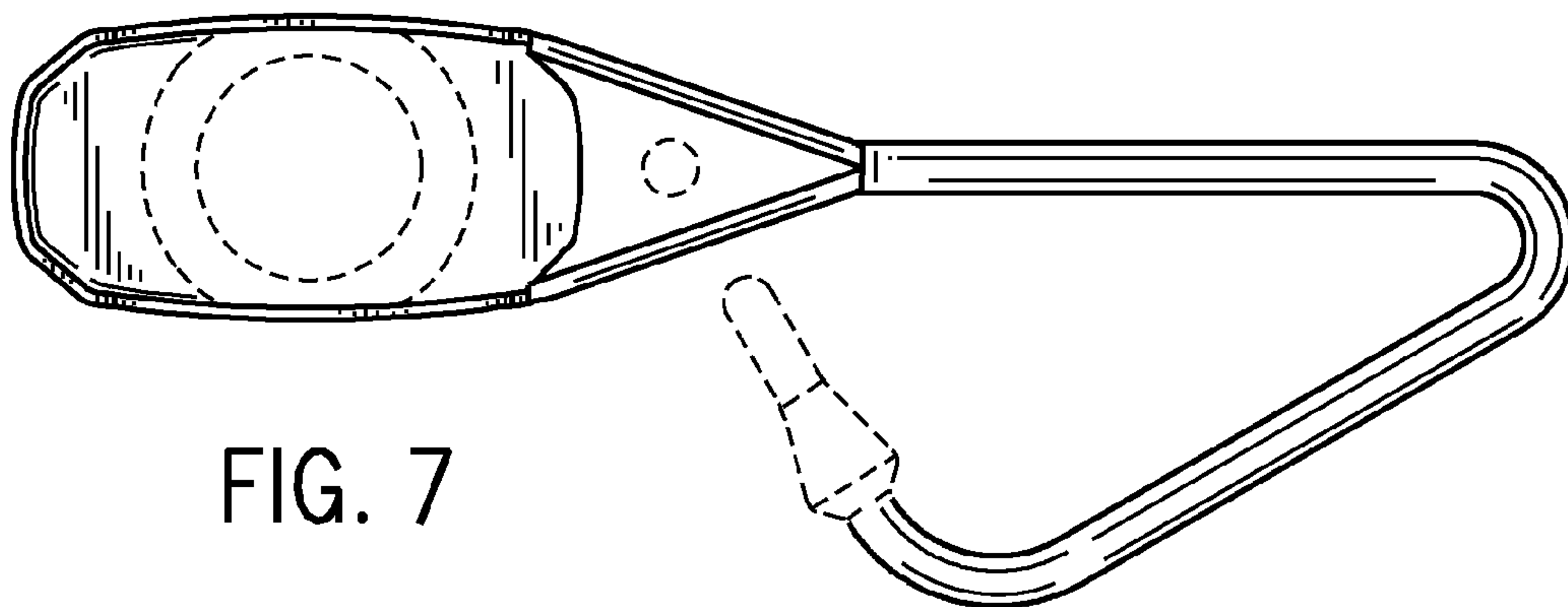


FIG. 7