



US00D592040S

(12) **United States Design Patent**
Schwartz

(10) **Patent No.:** **US D592,040 S**
(45) **Date of Patent:** **** May 12, 2009**

(54) **INSERT FOR A READY-TO-ASSEMBLE FURNITURE GROMMET**

(75) Inventor: **David L. Schwartz**, Creve Coeur, MO (US)

(73) Assignee: **Ameriwood Industries**, Wright City, MO (US)

(**) Term: **14 Years**

(21) Appl. No.: **29/296,025**

(22) Filed: **Oct. 12, 2007**

(51) **LOC (9) Cl.** **08-05**

(52) **U.S. Cl.** **D8/356**

(58) **Field of Classification Search** D8/105, D8/107, 333, 349, 354, 356, 358, 367, 373, D8/382, 383, 394-396, 400; D23/261; D26/38; 24/197, 561; 174/153 G, 650, 656; 242/400.1, 242/405.1, 405.2, 600, 603, 916; 248/65, 248/74.1-74.4, 201, 214, 215, 229.26, 302, 248/304, 316.7, 316.8; 439/501, 535, 131, 439/135, 142; 16/2.1; D13/139.4, 147, 162, D13/164, 184; D14/5 R, 5 A, 304, 627; 361/628, 361/631, 643, 644, 673

See application file for complete search history.

(56) **References Cited**

U.S. PATENT DOCUMENTS

2,891,103	A *	6/1959	Swengel	439/350
2,987,690	A *	6/1961	Marbais	439/135
D199,197	S *	9/1964	Hall	D8/373
D247,345	S *	2/1978	Mulholland	D8/383
D290,249	S *	6/1987	Knickerbocker et al.	D13/147
D339,115	S *	9/1993	Eilertsen	D14/242
D363,707	S *	10/1995	Crane et al.	D14/352
D366,455	S *	1/1996	Cheng	D13/147
5,697,809	A *	12/1997	Chung	439/501
D393,244	S *	4/1998	Donnelly	D13/147

D396,407	S *	7/1998	Jennings et al.	D8/400
5,788,108	A *	8/1998	Rohr	220/812
5,954,302	A *	9/1999	Robertson et al.	248/74.3
D421,101	S *	2/2000	Barnett	D23/261
D435,788	S *	1/2001	Bunning	D8/382
D443,504	S *	6/2001	Benz et al.	D8/382
D452,240	S *	12/2001	Huh et al.	D14/351
6,353,181	B1 *	3/2002	Jarry et al.	174/481
6,492,591	B1 *	12/2002	Metcalf	174/53
D478,069	S *	8/2003	Beck et al.	D14/240
6,648,280	B1 *	11/2003	Chong	248/68.1
D490,802	S *	6/2004	Beck et al.	D14/240
D501,203	S *	1/2005	Brown et al.	D14/240
D512,712	S *	12/2005	Brown et al.	D14/240
D527,980	S *	9/2006	Sato	D8/310
D536,601	S *	2/2007	Grew	D8/358
D541,264	S *	4/2007	Emmett et al.	D14/240
D551,066	S *	9/2007	Takahashi	D8/383
2006/0258195	A1 *	11/2006	Schwartz et al.	439/131

* cited by examiner

Primary Examiner—T. Chase Nelson

Assistant Examiner—Karen Acker

(74) *Attorney, Agent, or Firm*—Erickson, Kernell, Derousseau & Kleypas, LLC

(57) **CLAIM**

The ornamental design for an insert for a ready-to-assemble furniture grommet, as shown and described.

DESCRIPTION

FIG. 1 is a front elevational view showing my design;

FIG. 2 is a rear elevational view of FIG. 1;

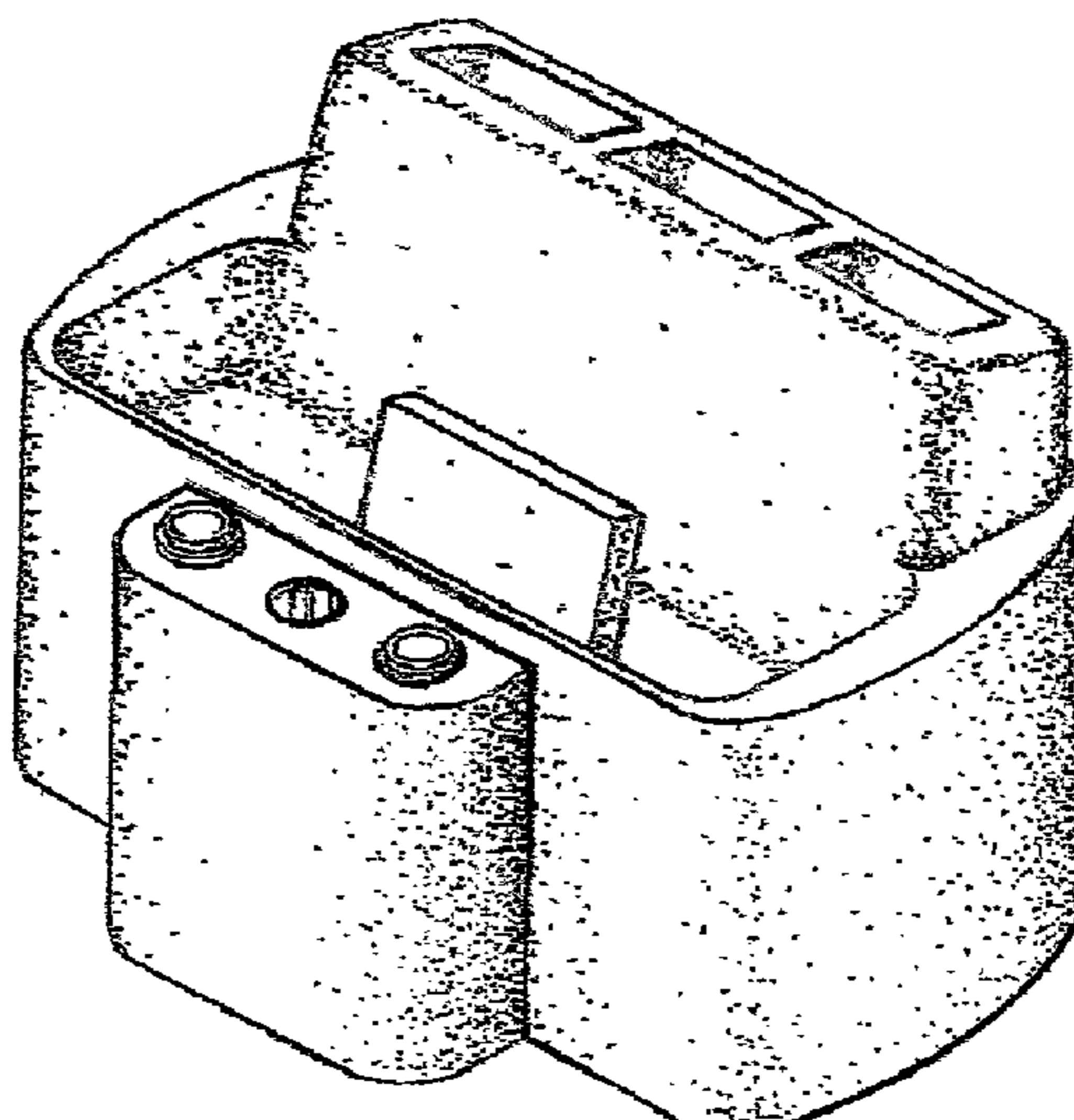
FIG. 3 is a left side elevational view of FIG. 1, the right side view being a mirror image thereof;

FIG. 4 is a top view of FIG. 1;

FIG. 5 is a bottom view of FIG. 1; and,

FIG. 6 is a perspective view of FIG. 1.

1 Claim, 1 Drawing Sheet



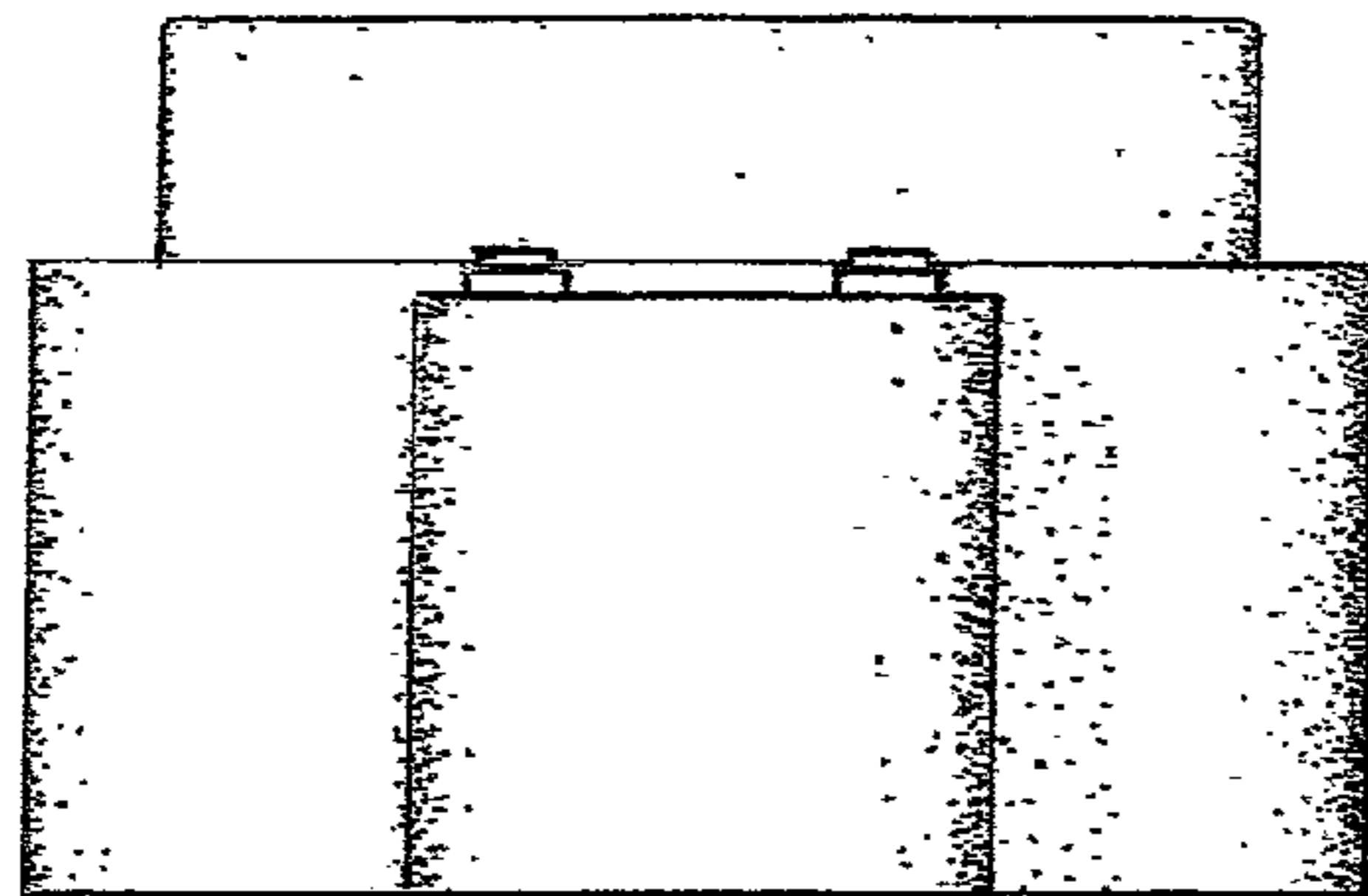


Fig. 1

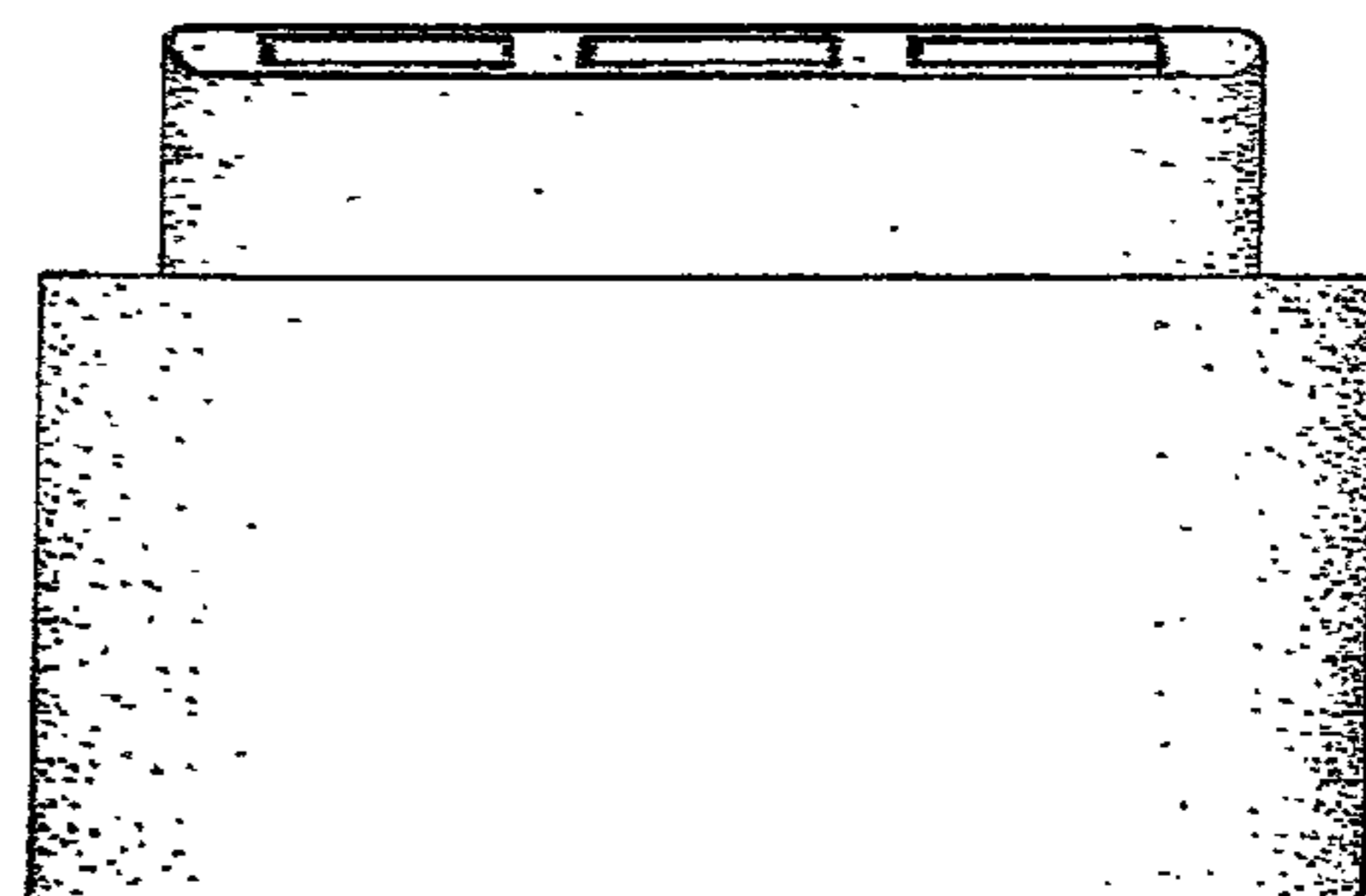


Fig. 2

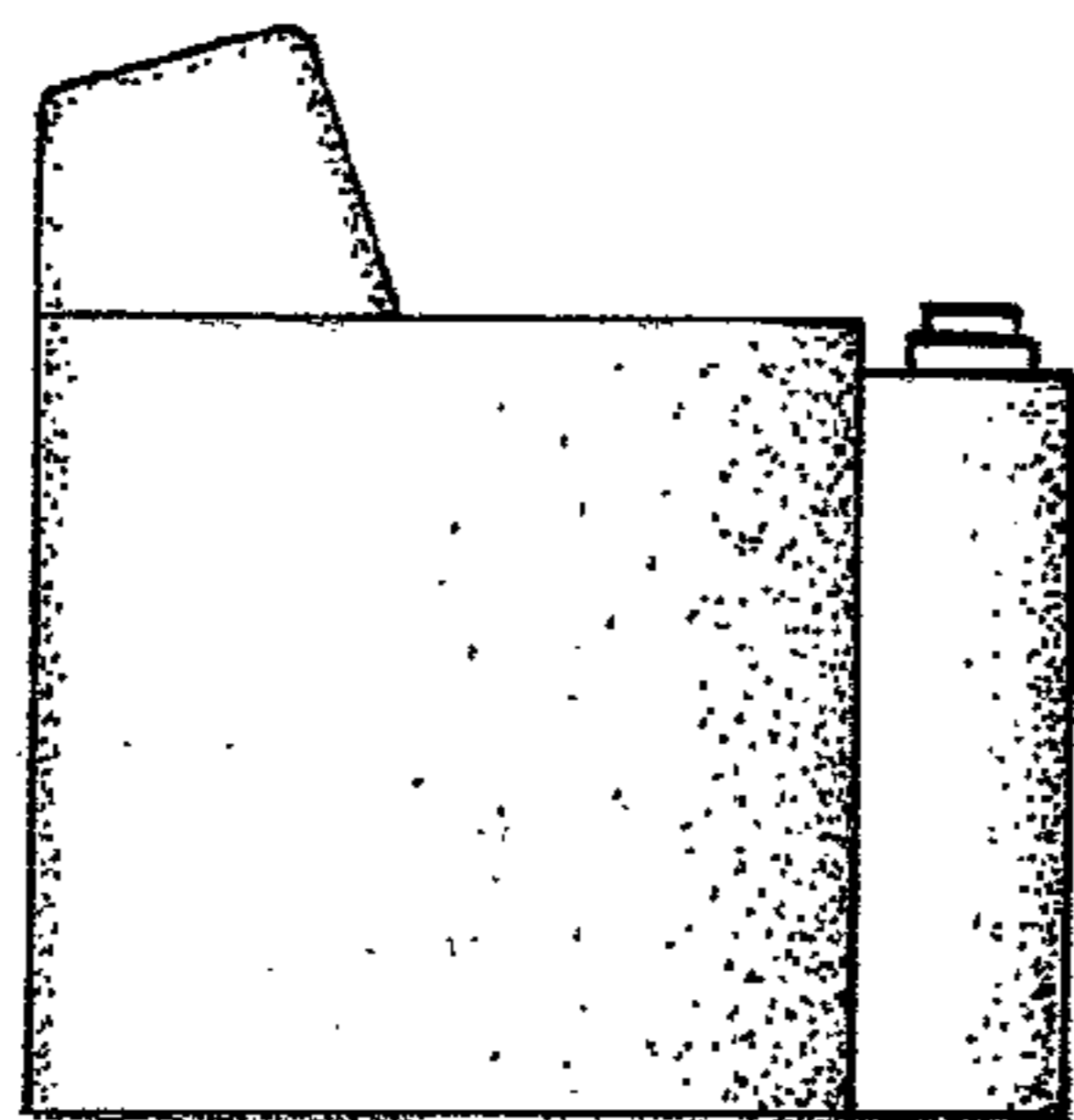


Fig. 3

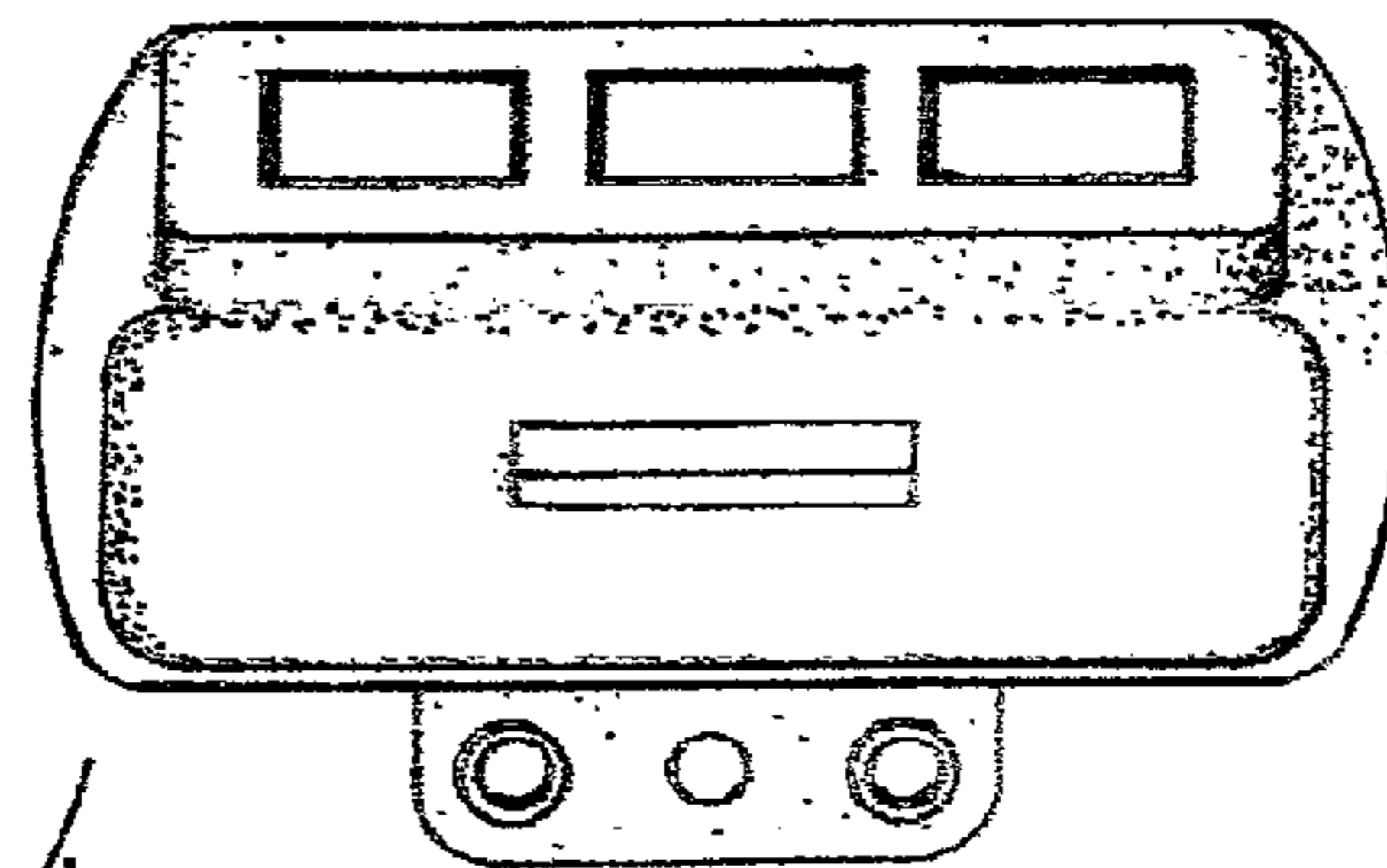


Fig. 4

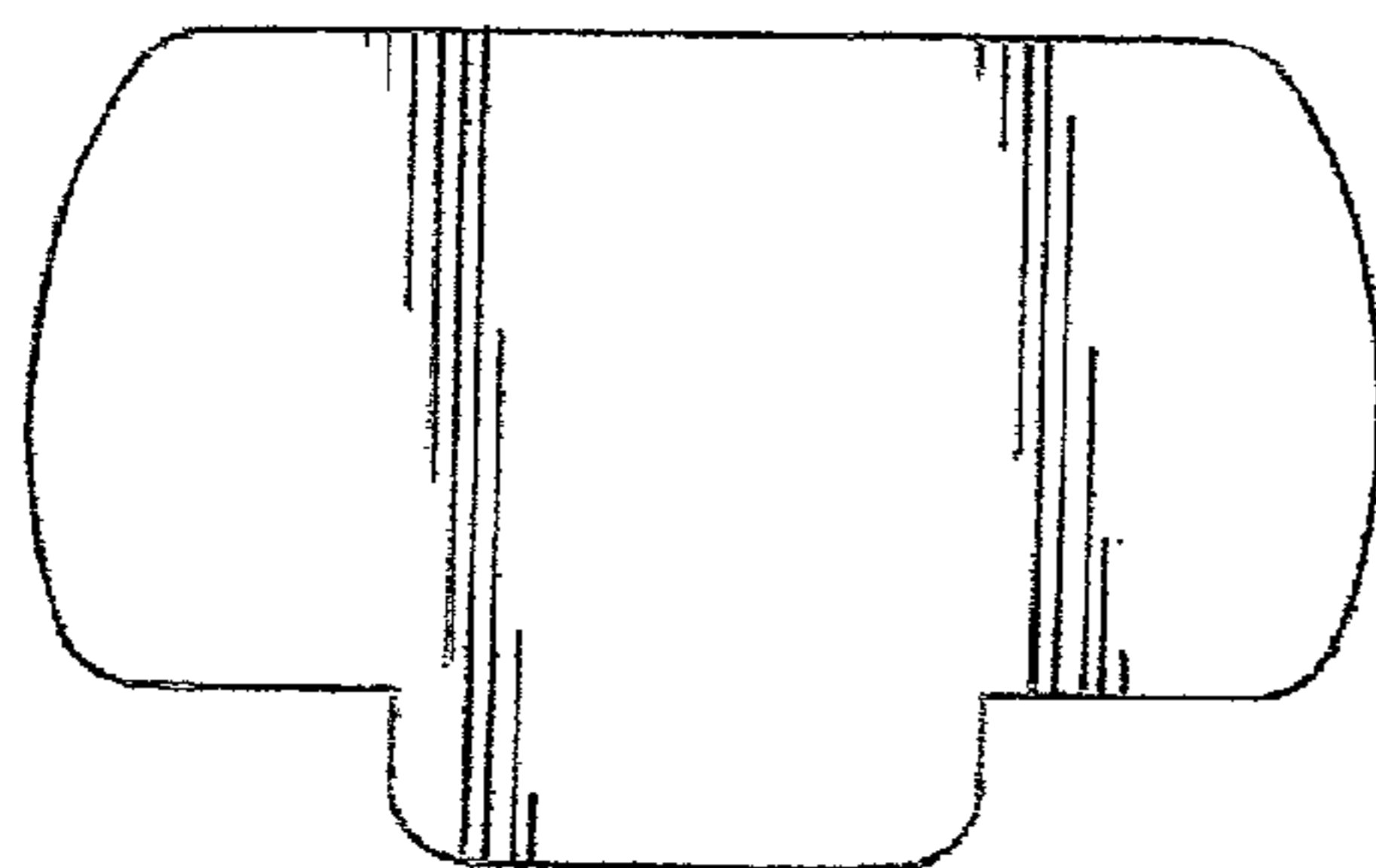


Fig. 5

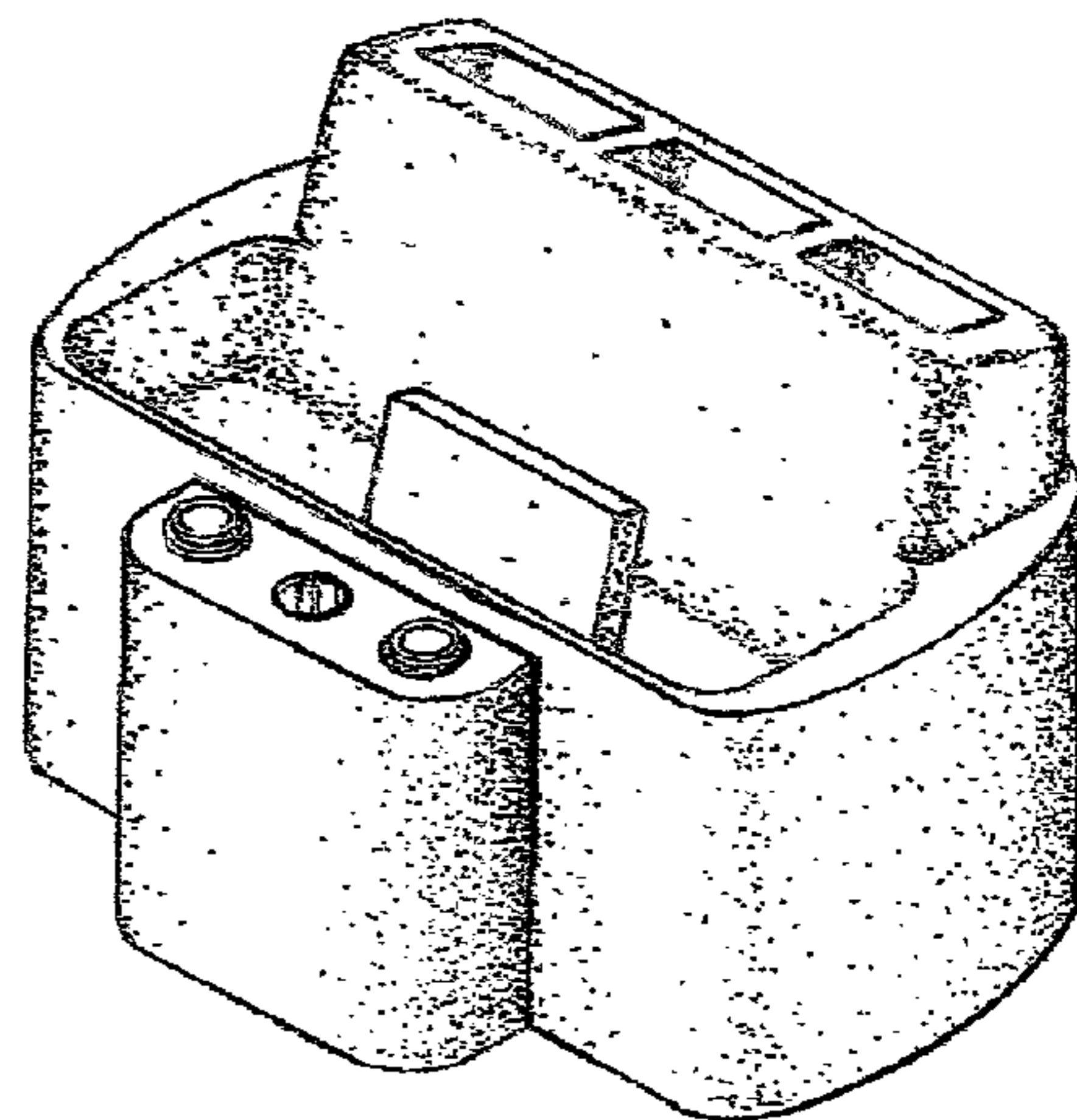


Fig. 6