



US00D592022S

(12) **United States Design Patent**
Blaszczak et al.

(10) **Patent No.:** **US D592,022 S**

(45) **Date of Patent:** **** May 12, 2009**

(54) **METAL DECK BOX**

(75) Inventors: **Greg Blaszczak**, Hummelstown, PA
(US); **Peter Arcati**, Dillsburg, PA (US)

(73) Assignee: **Ames True Temper, Inc.**, Camp Hill, PA
(US)

(**) Term: **14 Years**

(21) Appl. No.: **29/322,014**

(22) Filed: **Jul. 28, 2008**

(51) **LOC (9) Cl.** **08-01**

(52) **U.S. Cl.** **D8/1; D3/273**

(58) **Field of Classification Search** D3/272,
D3/273; D8/3, 356, 358-359; 137/355.2,
137/355.16; 242/284

See application file for complete search history.

(56) **References Cited**

U.S. PATENT DOCUMENTS

D361,203	S *	8/1995	Regnier	D3/273
6,050,291	A *	4/2000	Whitehead et al.	137/355.26
D435,405	S *	12/2000	Clark, Jr.	D8/1
6,488,240	B1 *	12/2002	Brooker et al.	248/89
6,546,953	B1 *	4/2003	Kowalke	137/355.16
D474,396	S *	5/2003	Tisbo et al.	D8/356
D478,803	S *	8/2003	Markley	D8/359
6,877,687	B2 *	4/2005	Moon et al.	242/390.8
D506,123	S *	6/2005	English et al.	D8/358
6,913,221	B2 *	7/2005	Moon et al.	242/390.8
7,252,193	B1 *	8/2007	Lewis et al.	206/373
D551,061	S *	9/2007	English et al.	D8/359

D554,480	S *	11/2007	Richwine et al.	D8/359
7,316,368	B2 *	1/2008	Moon et al.	242/390.9
7,360,748	B2 *	4/2008	Rosine et al.	248/349.1
7,377,289	B1 *	5/2008	English et al.	137/355.2
7,438,250	B2 *	10/2008	Anderson et al.	242/395
D582,756	S *	12/2008	Anderson et al.	D8/359
D582,757	S *	12/2008	Anderson et al.	D8/359
2005/0082955	A1 *	4/2005	Kuelbs et al.	312/245
2008/0295894	A1 *	12/2008	Uffner et al.	137/355.27

OTHER PUBLICATIONS

Ames Decorative Hose Storage.*

* cited by examiner

Primary Examiner—Philip S Hyder

Assistant Examiner—Roselyne Cody

(74) *Attorney, Agent, or Firm*—Eckert Seamans Cherin &
Mellott, LLC; David C. Jenkins, Esq.

(57) **CLAIM**

The design for a metal deck box, as shown and described.

DESCRIPTION

FIG. 1 is an isometric view of a metal deck box.

FIG. 2 is a front view of the metal deck box.

FIG. 3 is a back view of the metal deck box.


FIG. 4 is a left side view of the metal deck box.

FIG. 5 is a right side view of the metal deck box.

FIG. 6 is a top view of the metal deck box; and,

FIG. 7 is a bottom view of the metal deck box.

1 Claim, 4 Drawing Sheets






FIG. 1




FIG. 2




FIG. 3




FIG. 4




FIG. 5




FIG. 6




FIG. 7