



US00D592012S

(12) **United States Design Patent**
Carreno

(10) **Patent No.:** **US D592,012 S**

(45) **Date of Patent:** **** May 12, 2009**

(54) **BOTTLE**

(75) Inventor: **Alfredo Carreno**, Aurora, IL (US)

(73) Assignee: **Thermos L.L.C.**, Rolling Meadows, IL (US)

(**) Term: **14 Years**

(21) Appl. No.: **29/301,862**

(22) Filed: **Mar. 20, 2008**

(51) **LOC (9) Cl.** **07-01**

(52) **U.S. Cl.** **D7/510; D7/511**

(58) **Field of Classification Search** D7/510-511,
D7/300.1, 591, 597, 608, 629, 509; 220/298,
220/592.16, 715, 708; D9/504

See application file for complete search history.

(56) **References Cited**

U.S. PATENT DOCUMENTS

D265,974 S *	8/1982	Gombert	D9/504
5,310,091 A *	5/1994	Dunning et al.	222/135
D377,293 S *	1/1997	Husted	D7/510
D379,714 S *	6/1997	Cerny et al.	D3/264
D455,611 S *	4/2002	Kitamura et al.	D7/608
D466,814 S *	12/2002	Hurlburt	D9/504
D495,186 S *	8/2004	Poupel et al.	D7/300.1
D540,979 S *	4/2007	Chen	D27/148
D548,008 S *	8/2007	Lin	D7/511
D555,000 S *	11/2007	Bunce et al.	D9/529

D560,435 S *	1/2008	Meehan	D7/510
D564,841 S *	3/2008	Clemens et al.	D7/510
D569,182 S *	5/2008	Homma	D7/510
D572,531 S *	7/2008	Romandy et al.	D7/510
D573,404 S *	7/2008	Wahl	D7/510

* cited by examiner

Primary Examiner—Marianne Pandozzi

(74) *Attorney, Agent, or Firm*—Wood, Phillips, Katz, Clark & Mortimer

(57) **CLAIM**

The ornamental design of a bottle, as shown and described.

DESCRIPTION

FIG. 1 is a perspective view from above and to the right of the bottle design;

FIG. 2 is a back perspective view from below and to the right of the bottle design;

FIG. 3 is a front elevation view of the bottle design;

FIG. 4 is a back elevation view of the bottle design;

FIG. 5 is a right side elevation view of the bottle design, with the left side elevation view being a mirror image of FIG. 5;

FIG. 6 is a top plan view of the bottle design; and,

FIG. 7 is a bottom view of the bottle design.

It is to be understood that the broken lines are for illustrative purposes only and form no part of the claimed design.

1 Claim, 4 Drawing Sheets

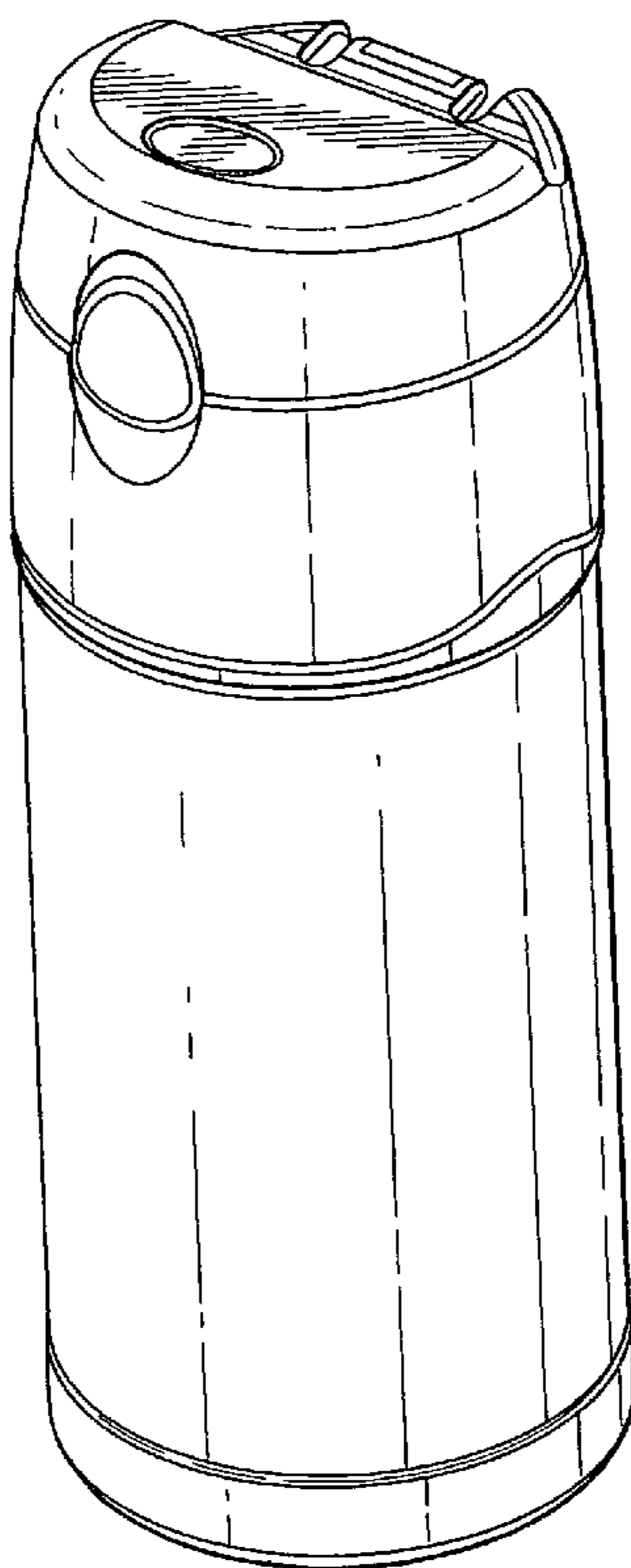


Fig. 1

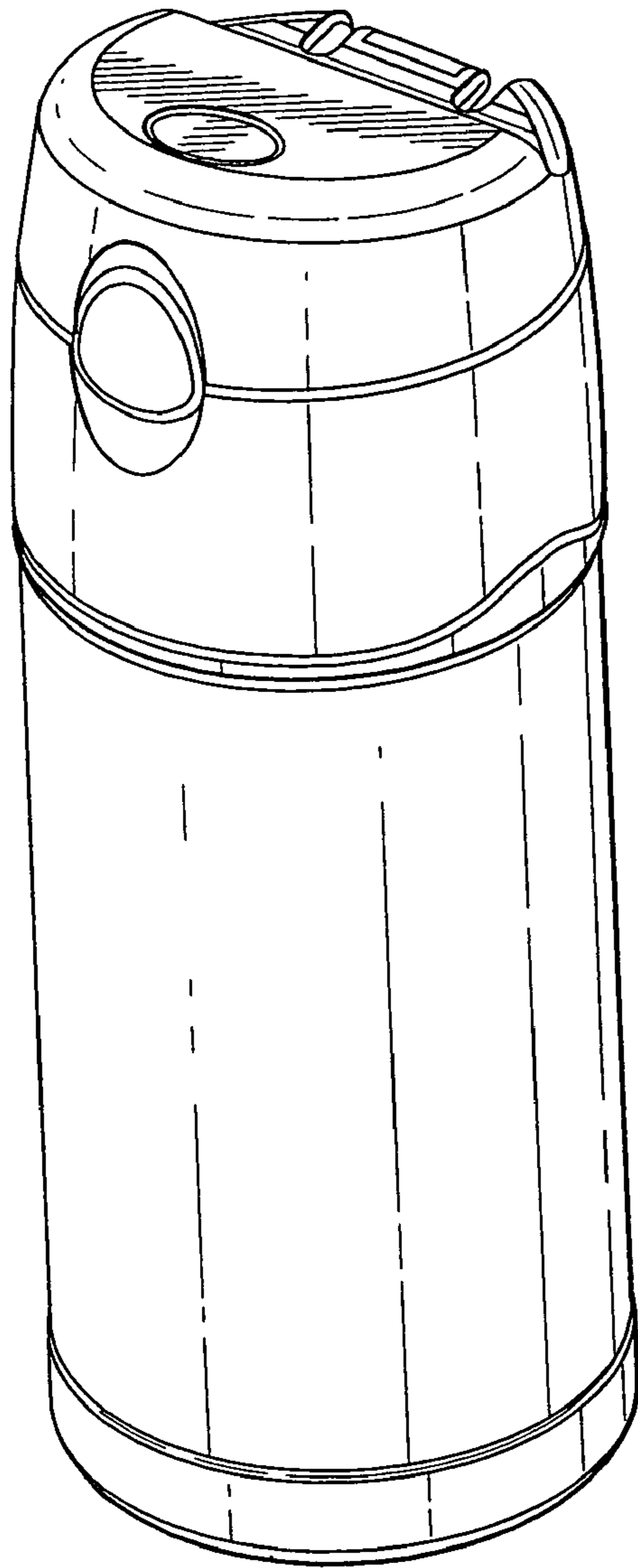


Fig. 2

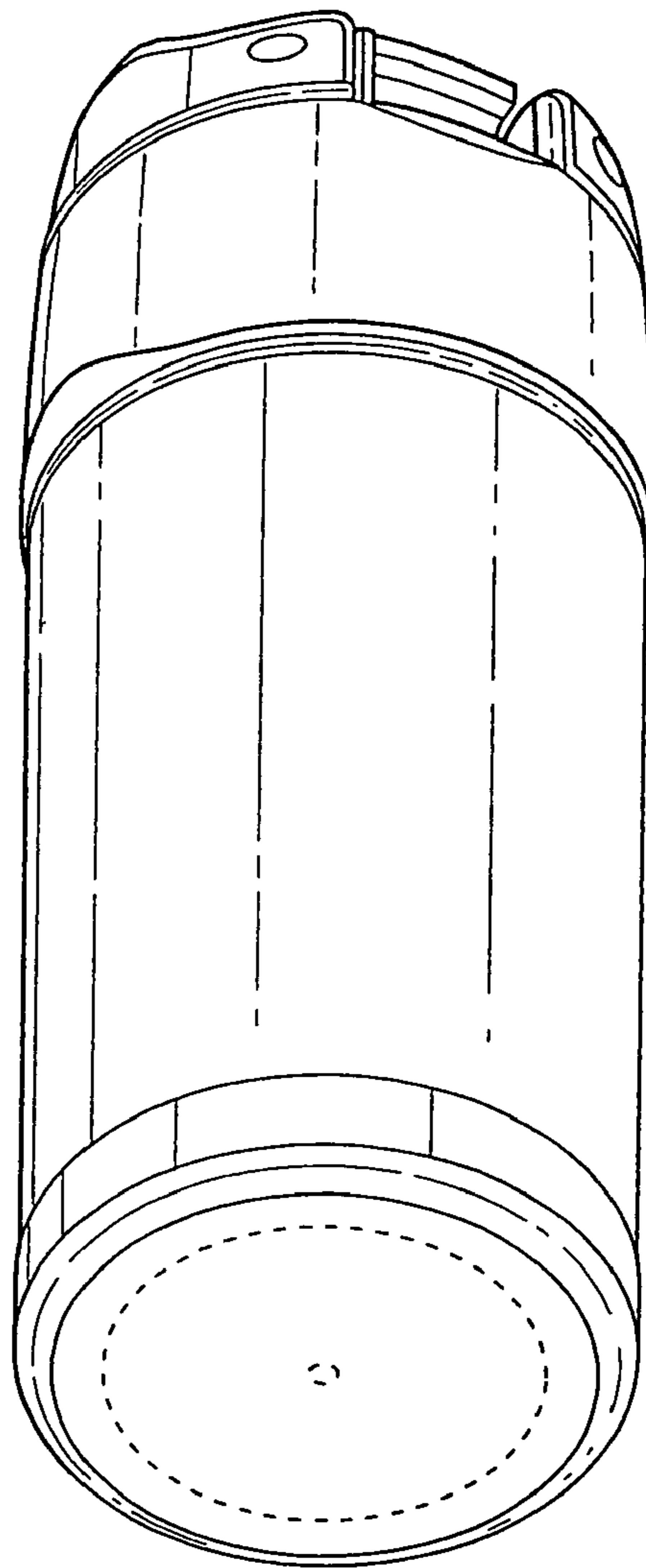


Fig. 3




Fig. 4




Fig. 5




Fig. 6

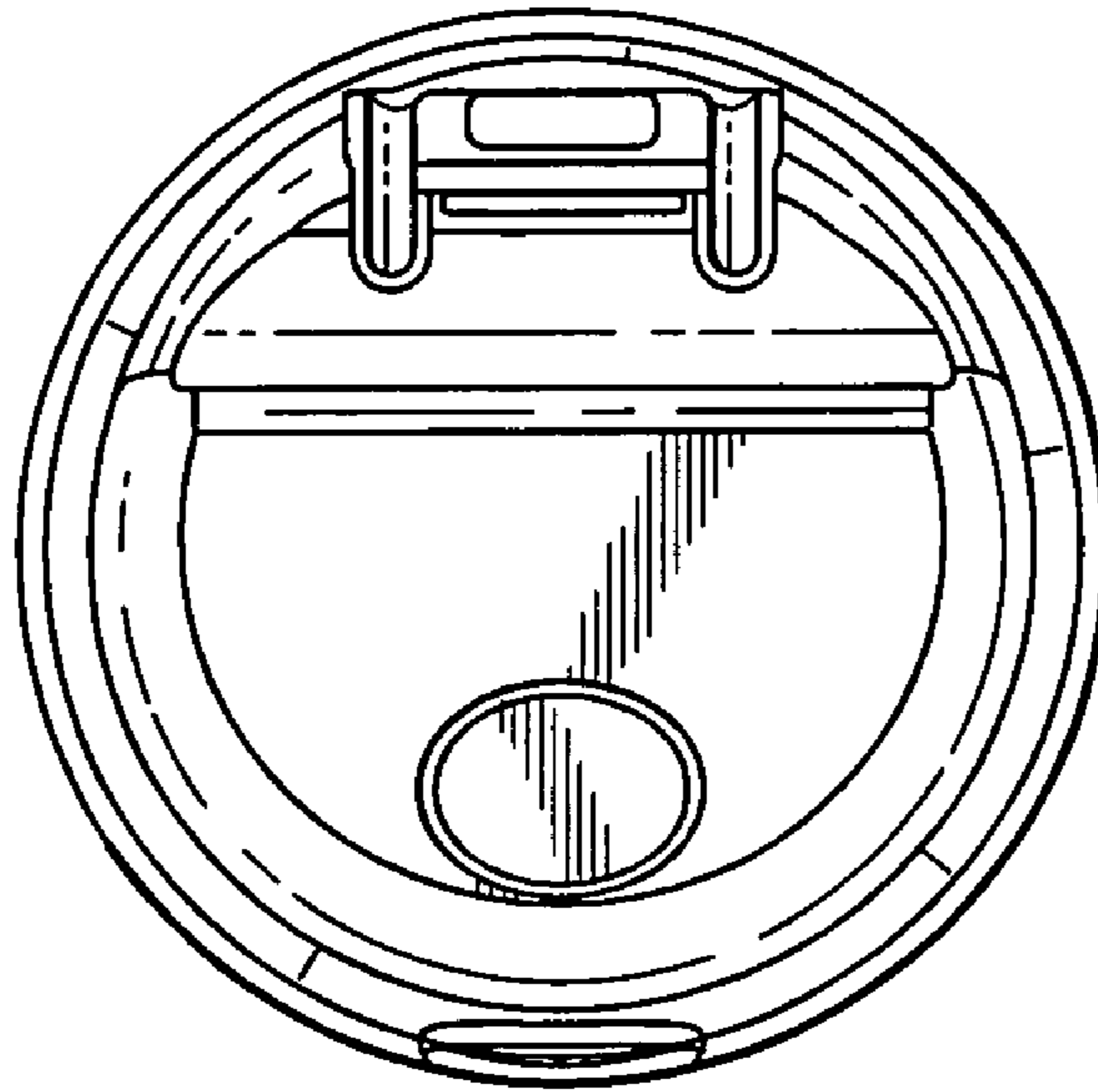


Fig. 7

