

US00D592007S

(12) **United States Design Patent**
Corona

(10) **Patent No.:** **US D592,007 S**

(45) **Date of Patent:** **** May 12, 2009**

(54) **OVEN**

(75) Inventor: **Emanuele Corona**, Parma (IT)

(73) Assignee: **Terim S.p.A.**, Baggiovara (IT)

(**) Term: **14 Years**

(21) Appl. No.: **29/324,007**

(22) Filed: **Sep. 4, 2008**

(30) **Foreign Application Priority Data**

Jun. 20, 2008	(EM)	000955869-0004
Jun. 20, 2008	(EM)	000955869-0005
Jun. 20, 2008	(EM)	000955869-0006
Jun. 20, 2008	(EM)	000955869-0007

(51) **LOC (9) Cl.** **07-02**

(52) **U.S. Cl.** **D7/340**

(58) **Field of Classification Search** D7/340,
D7/339, 346-349, 402, 407-408; 126/19 R,
126/39 C, 273 R, 273 S, 275 R, 257 F, 273 A
See application file for complete search history.

(56) **References Cited**

U.S. PATENT DOCUMENTS

D486,349 S *	2/2004	Nichols	D7/340
D503,583 S *	4/2005	Masin	D7/340
D524,093 S *	7/2006	Home	D7/340

D524,094 S * 7/2006 Home D7/340

* cited by examiner

Primary Examiner—Catherine R Oliver

(74) *Attorney, Agent, or Firm*—Pearne & Gordon LLP

(57) **CLAIM**

The ornamental design for an oven, as shown and described.

DESCRIPTION

FIG. 1 is a front view of a first embodiment of an oven, showing my new design;

FIG. 2 is a top view thereof;

FIG. 3 is a rear view thereof;

FIG. 4 is a bottom view thereof;

FIG. 5 is a left side view thereof;

FIG. 6 is a right side view thereof;

FIG. 7 is a front view of a second embodiment of an oven according to the invention;

FIG. 8 is a top view thereof;

FIG. 9 is a rear view thereof;

FIG. 10 is a bottom view thereof;

FIG. 11 is a left side view thereof; and,

FIG. 12 is a right side view thereof.

1 Claim, 12 Drawing Sheets





FIG. 1




FIG. 2




FIG. 3




FIG. 4



FIG. 5






FIG. 7




FIG. 8




FIG. 9




FIG. 10




FIG. 11




FIG. 12