

US00D592000S

(12) **United States Design Patent**  
**Yeargin**

(10) **Patent No.:** **US D592,000 S**  
(45) **Date of Patent:** **\*\* May 12, 2009**

(54) **BED COVERING**

(76) Inventor: **Staci Yeargin**, 134 Hornbuckle Dr.,  
Easley, SC (US) 29642

(\*\*) Term: **14 Years**

(21) Appl. No.: **29/327,076**

(22) Filed: **Oct. 30, 2008**

**Related U.S. Application Data**

(62) Division of application No. 29/294,322, filed on Jan. 4,  
2008, now Pat. No. Des. 580,204, which is a division of  
application No. 29/268,508, filed on Nov. 7, 2006, now  
Pat. No. Des. 562,046.

(51) **LOC (9) Cl.** ..... **06-13**

(52) **U.S. Cl.** ..... **D6/603**

(58) **Field of Classification Search** ..... D6/582,  
D6/583, 595, 596, 601-603, 608-610, 613,  
D6/617; 5/417, 419, 420, 482-484, 486,  
5/495, 500, 502; D5/58; 4/608; 15/209.1,  
15/215, 222, 244.1; 206/471; 219/491; 428/33,  
428/76, 88; 422/315

See application file for complete search history.

(56) **References Cited**

**U.S. PATENT DOCUMENTS**

3,508,284 A \* 4/1970 Marquette ..... 5/486  
D363,404 S \* 10/1995 Cute ..... D6/608  
D379,893 S \* 6/1997 Dilbeck ..... D6/602  
D421,198 S \* 2/2000 Surface ..... D6/608

D507,919 S \* 8/2005 Bishop ..... D6/596  
7,124,455 B2 \* 10/2006 Demarco et al. .... 5/486  
7,200,883 B2 \* 4/2007 Haggerty ..... 5/486  
D580,204 S \* 11/2008 Yeargin ..... D6/603  
2001/0044963 A1 \* 11/2001 Sky et al. .... 5/482  
2003/0110563 A1 \* 6/2003 Hatcher ..... 5/482  
2005/0273930 A1 \* 12/2005 Phillipps ..... 5/486  
2006/0282950 A1 \* 12/2006 Shuster et al. .... 5/486  
2007/0157383 A1 \* 7/2007 Burns ..... 5/486

\* cited by examiner

*Primary Examiner*—Janice E Seeger

*Assistant Examiner*—Mary Ann Calabrese

(74) *Attorney, Agent, or Firm*—J. Bennett Mullinax, LLC

(57) **CLAIM**

The ornamental design for a bed covering, as shown and  
described.

**DESCRIPTION**

FIG. 1 is a top view of a bed covering.

FIG. 2 is a bottom view of the bed covering seen in FIG. 1.

FIG. 3 is a front view of the bed covering seen in FIG. 1.


FIG. 4 is a rear view of the bed covering seen in FIG. 1.

FIG. 5 is a right side view of the bed covering seen in FIG. 1;  
and,

FIG. 6 is a left side view of the bed covering seen in FIG. 1.

In the drawings, the broken lines represent environmental  
structure forming no part of the claim.

**1 Claim, 3 Drawing Sheets**






FIGURE 1






FIGURE 2



FIGURE 3



FIGURE 4

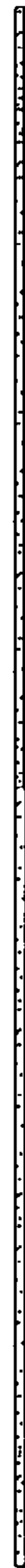


FIGURE 5



FIGURE 6