

US00D591999S

(12) **United States Design Patent**
Yeargin

(10) **Patent No.:** **US D591,999 S**
(45) **Date of Patent:** **** May 12, 2009**

(54) **BED COVERING**

(76) Inventor: **Staci Yeargin**, 134 Hombuckle Dr.,
Easley, SC (US) 29642

(**) Term: **14 Years**

(21) Appl. No.: **29/327,074**

(22) Filed: **Oct. 30, 2008**

Related U.S. Application Data

(62) Division of application No. 29/294,322, filed on Jan. 4,
2008, now Pat. No. Des. 580,204, which is a division of
application No. 29/268,508, filed on Nov. 7, 2006, now
Pat. No. Des. 562,046.

(51) **LOC (9) Cl.** **06-13**

(52) **U.S. Cl.** **D6/603**

(58) **Field of Classification Search** D6/582,
D6/583, 595, 596, 601-603, 608-610, 612,
D6/613, 617; 5/417, 419, 420, 482-484,
5/486, 495, 500, 502; D5/58; 4/608; 15/209.1,
15/215, 222, 244.1; 206/471; 219/491; 428/33,
428/76, 88; 442/315

See application file for complete search history.

(56) **References Cited**

U.S. PATENT DOCUMENTS

3,508,284 A * 4/1970 Marquette 5/486
D363,404 S * 10/1995 Cute D6/608
D379,893 S * 6/1997 Dilbeck D6/602
D421,198 S * 2/2000 Surface D6/608
D507,919 S * 8/2005 Bishop D6/596

7,124,455 B2 * 10/2006 Demarco et al. 5/486
7,200,883 B2 * 4/2007 Haggerty 5/486
D580,204 S * 11/2008 Yeargin D6/603
2001/0044963 A1 * 11/2001 Sky et al. 5/482
2003/0110563 A1 * 6/2003 Hatcher 5/482
2005/0273930 A1 * 12/2005 Phillipps 5/486
2006/0282950 A1 * 12/2006 Shuster et al. 5/486
2007/0157383 A1 * 7/2007 Burns 5/486

* cited by examiner

Primary Examiner—Janice E Seeger

Assistant Examiner—Mary Ann Calabrese

(74) *Attorney, Agent, or Firm*—J. Bennett Mullinax, LLC

(57) **CLAIM**

The ornamental design for a bed covering, as shown and
described.

DESCRIPTION

FIG. 1 is an embodiment of a bed covering setting forth a top
view thereof according to the present invention.

FIG. 2 is a bottom view of the bed covering seen in FIG. 1.

FIG. 3 is a front view of the bed covering seen in FIG. 1.

FIG. 4 is a rear view of the bed covering seen in FIG. 1.

FIG. 5 is a right side view of the bed covering seen in FIG. 1;
and,

FIG. 6 is a left side view of the bed covering seen in FIG. 1.

In the drawings, the broken lines represent environmental
structure forming no part of the claim.

1 Claim, 3 Drawing Sheets






FIGURE 1




FIGURE 2



FIGURE 3



FIGURE 4



FIGURE 5

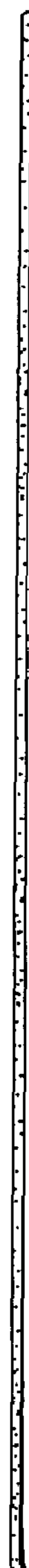


FIGURE 6