



US00D591987S

(12) **United States Design Patent**  
**Thompson**

(10) **Patent No.:** **US D591,987 S**

(45) **Date of Patent:** **\*\* May 12, 2009**

(54) **FILIGREE DESIGN FURNITURE COMPONENT**

(75) **Inventor:** **David W. Thompson**, New Albany, OH (US)

(73) **Assignee:** **American Signature, Inc.**, Columbus, OH (US)

(\*\*) **Term:** **14 Years**

(21) **Appl. No.:** **29/324,447**

(22) **Filed:** **Sep. 12, 2008**

(51) **LOC (9) Cl.** ..... **06-06**

(52) **U.S. Cl.** ..... **D6/509**

(58) **Field of Classification Search** ..... D6/389,  
D6/393, 432-448, 470-472, 477-479, 505;  
5/53.1, 279.1, 280-281, 907; 211/41.41,  
211/42, 74, 90.01, 133.1; 312/7.2, 9.1, 114,  
312/117-118, 204, 224, 237, 251.1, 241,  
312/278-279

See application file for complete search history.

(56) **References Cited**

**U.S. PATENT DOCUMENTS**

D85,211 S *	9/1931	Stem	.....	D6/434
D447,886 S *	9/2001	O'Hare et al.	.....	D6/438
D470,331 S *	2/2003	Stanton	.....	D6/393
D470,681 S *	2/2003	O'Hare	.....	D6/389
D508,626 S *	8/2005	Schmitt	.....	D6/505
D517,845 S *	3/2006	Schmitt	.....	D6/505

D518,321 S *	4/2006	Schmitt	.....	D6/505
D527,206 S *	8/2006	Domack et al.	.....	D6/470
D528,325 S *	9/2006	Schmitt	.....	D6/470
D535,135 S *	1/2007	Schmitt	.....	D6/505
D535,508 S *	1/2007	Schmitt	.....	D6/505
D568,633 S *	5/2008	Domack et al.	.....	D6/441
D572,052 S *	7/2008	Schmitt	.....	D6/505

\* cited by examiner

*Primary Examiner*—Caron Veynar

*Assistant Examiner*—Ricky Pham

(74) *Attorney, Agent, or Firm*—Wood, Herron & Evans, L.L.P.

(57) **CLAIM**

The ornamental design for a filigree design furniture component, as shown and described.

**DESCRIPTION**

FIG. 1 is a perspective view of filigree design furniture component showing my new design.

FIG. 2 is a front elevational view thereof.

FIG. 3 is a left side elevational view thereof.

FIG. 4 is a cross-sectional view along line 4—4 of FIG. 3.


FIG. 5 is a cross-sectional view along line 5—5 of FIG. 3.

FIG. 6 is a top plan view thereof; and,

FIG. 7 is a bottom plan view thereof.

The broken lines shown in FIG. 2 are for illustrative purposes only and form no part of the claimed design.

**1 Claim, 2 Drawing Sheets**






FIG. 1

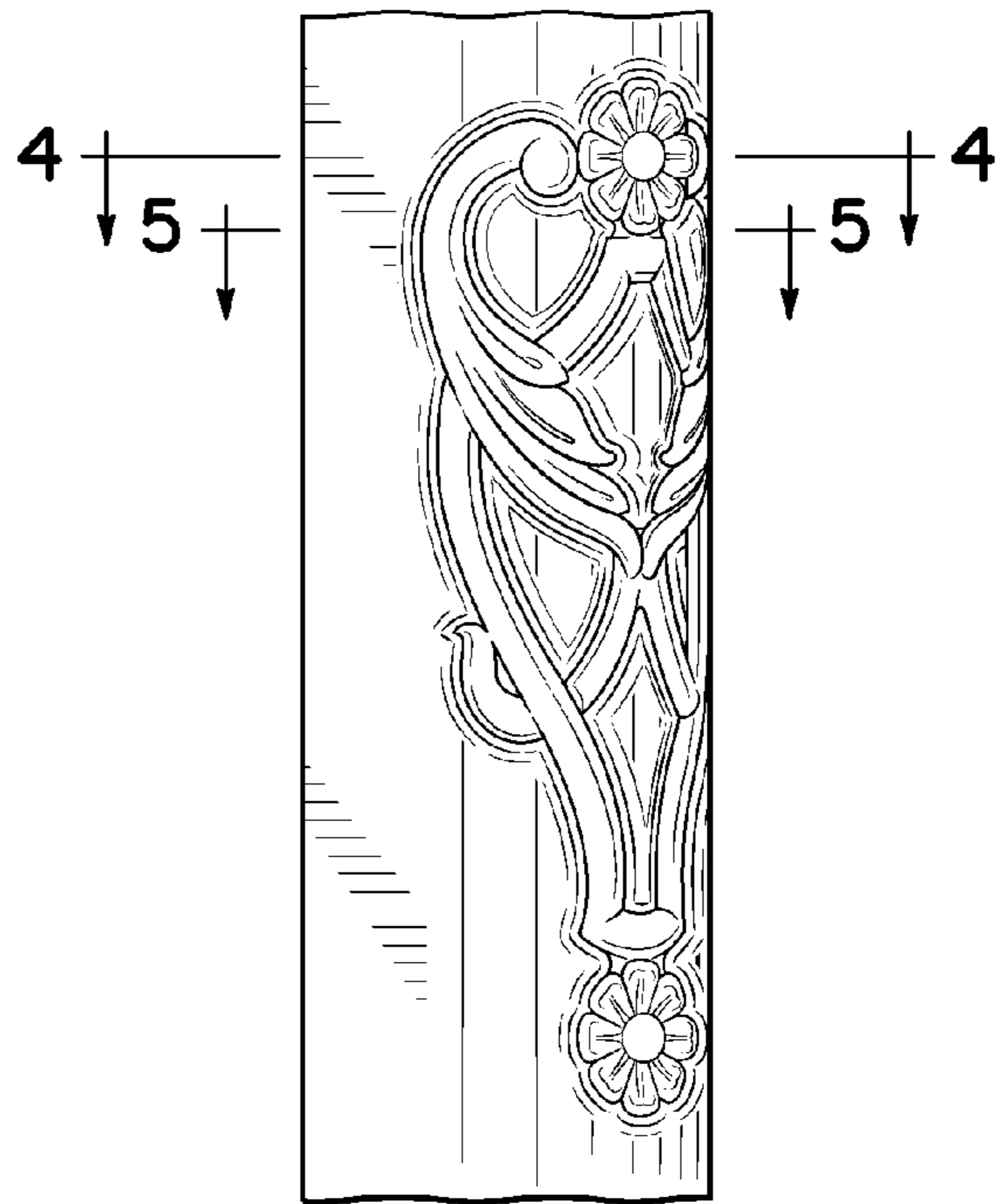


FIG. 3

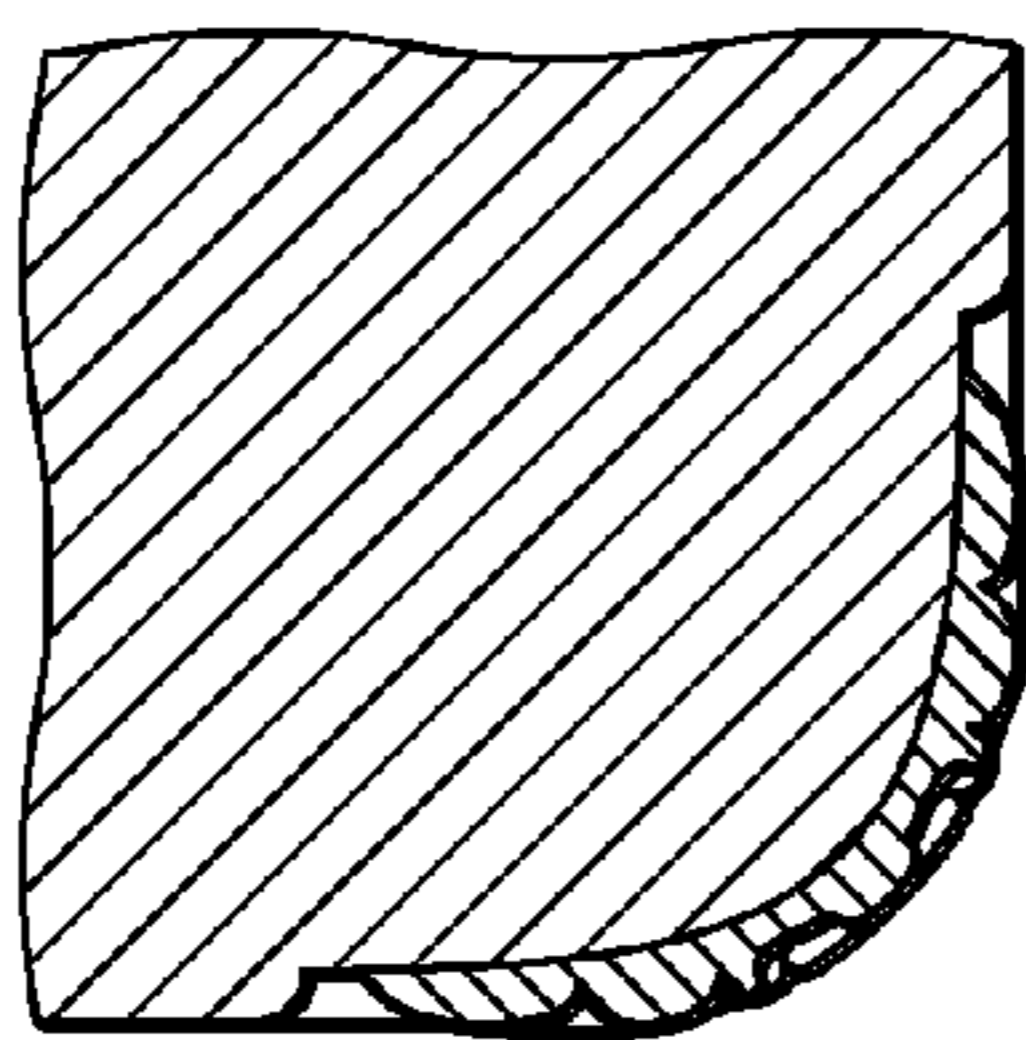


FIG. 4

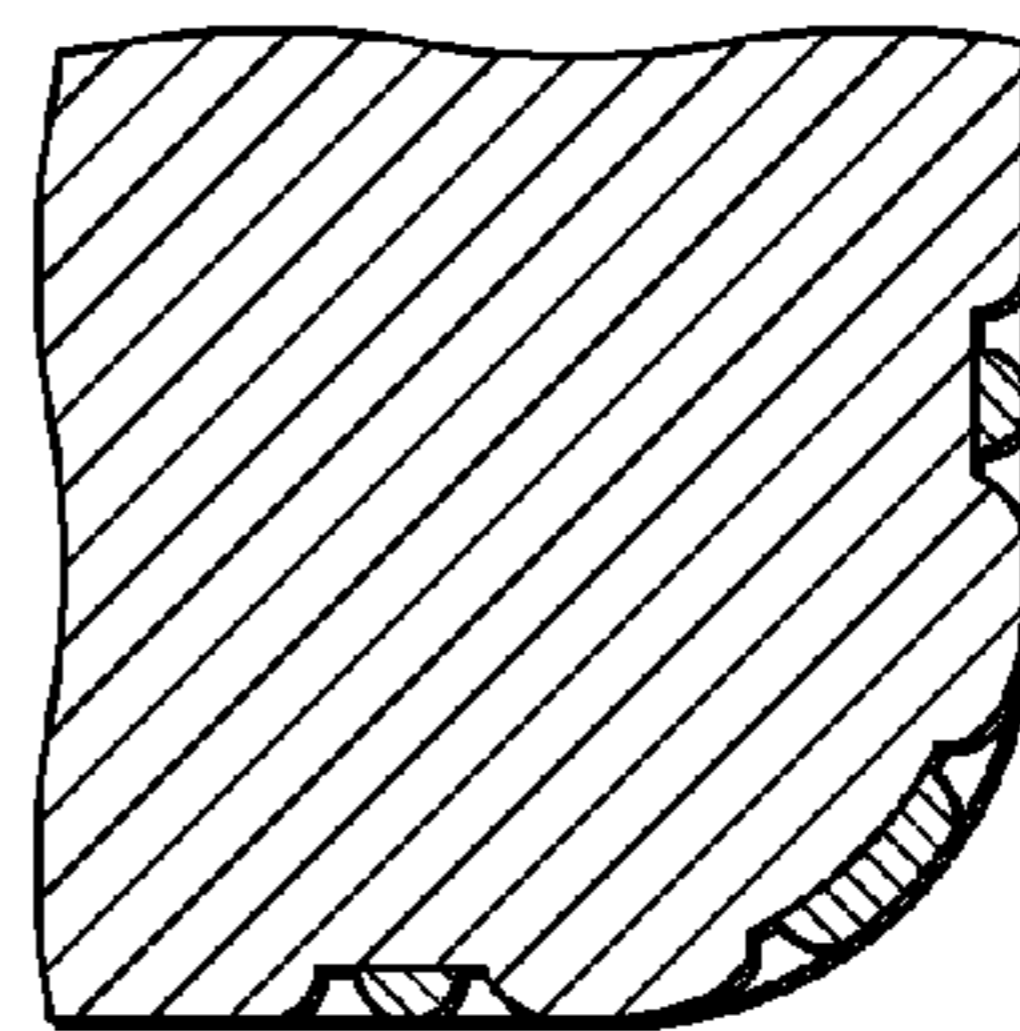


FIG. 5

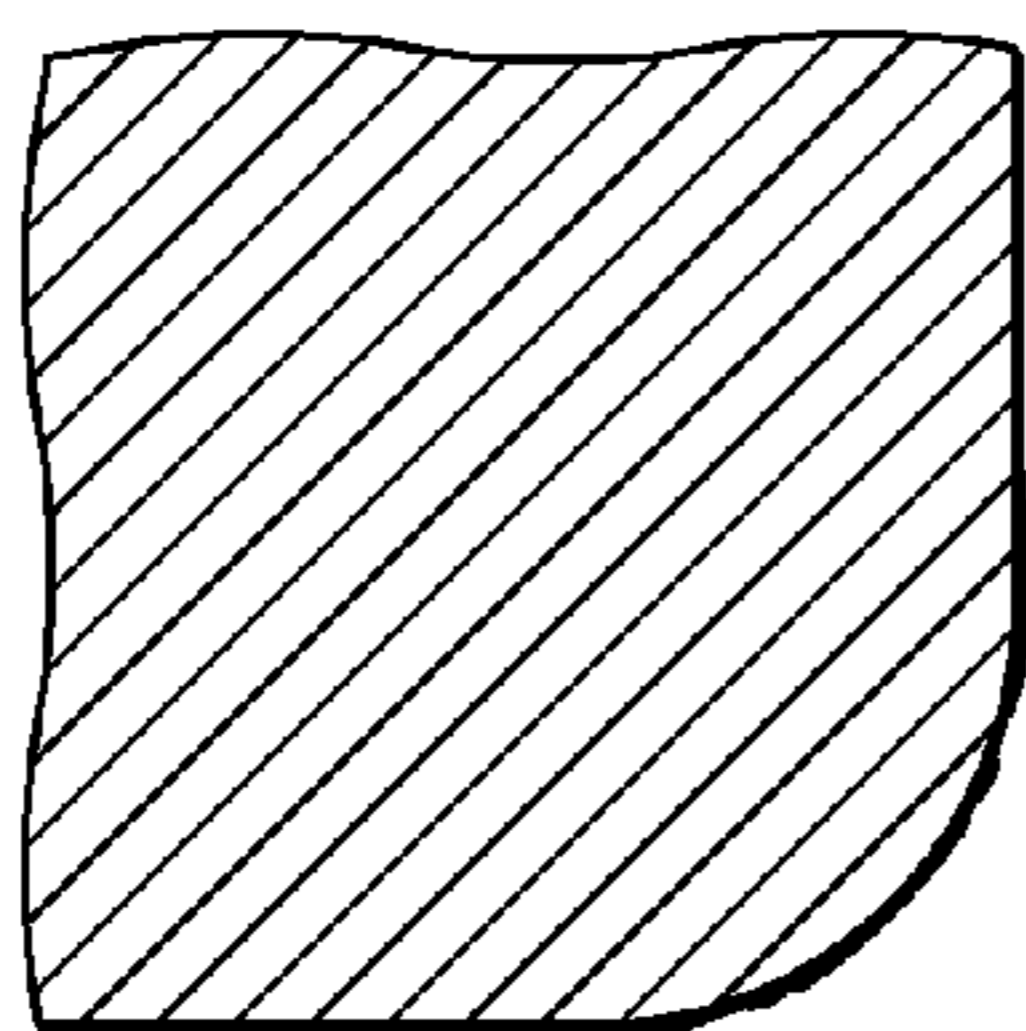


FIG. 6

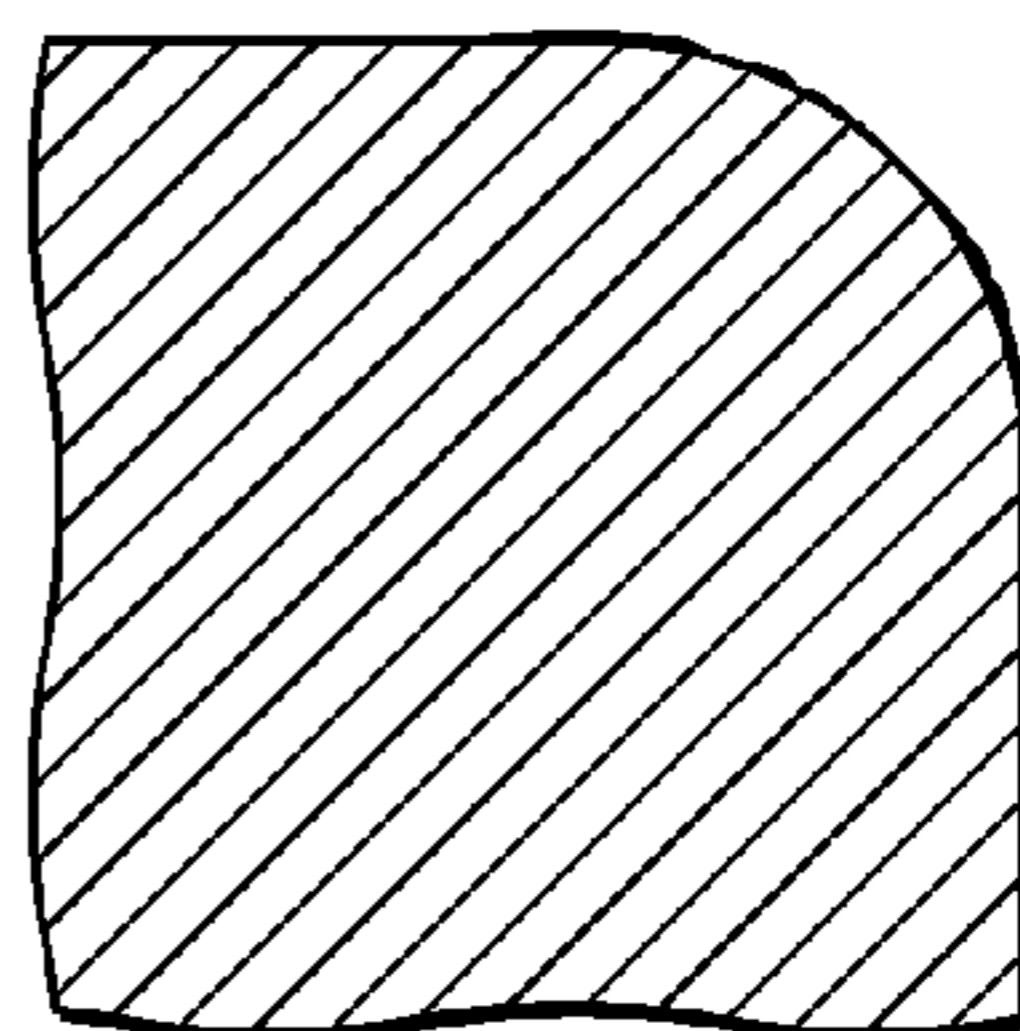


FIG. 7




FIG. 2