



US00D591965S

(12) **United States Design Patent**
Pohanka

(10) **Patent No.:** **US D591,965 S**

(45) **Date of Patent:** **** May 12, 2009**

(54) **VEHICLE SEAT**

(75) Inventor: **Martin Pohanka**, Stuttgart (DE)

(73) Assignee: **Dr. Ing. h. c. F. Porsche**
Aktiengesellschaft, Weissach (DE)

(**) Term: **14 Years**

(21) Appl. No.: **29/281,552**

(22) Filed: **Jun. 26, 2007**

(30) **Foreign Application Priority Data**

Dec. 17, 2006 (DE) 4 06 06 510

(51) **LOC (9) Cl.** **06-01**

(52) **U.S. Cl.** **D6/356**

(58) **Field of Classification Search** D6/334-336,
D6/356, 367, 368, 374, 375, 379, 381, 500-502;
297/353, 354.1, 391, 452.21, 452.24, 452.25,
297/452.26, 452.29, 452.34

See application file for complete search history.

(56) **References Cited**

U.S. PATENT DOCUMENTS

D270,876 S * 10/1983 Ikeda et al. D6/356

D273,540 S * 4/1984 Wagner et al. D6/356
D453,078 S * 1/2002 Yamazaki et al. D6/356
D536,185 S * 2/2007 Ritzel D6/356
D536,545 S * 2/2007 Young D6/356
D562,576 S * 2/2008 Ritzel et al. D6/356
D574,619 S * 8/2008 Maezono D6/356

* cited by examiner

Primary Examiner—Mimosa De

(57) **CLAIM**

The ornamental design for the vehicle seat, as shown and described.

DESCRIPTION

FIG. 1 is a front, perspective view of the vehicle seat, showing my new design;

FIG. 2 is a right-side view thereof;



FIG. 3 is a left-side view thereof;

FIG. 4 is a rear view thereof;

FIG. 5 is a top view thereof; and,

FIG. 6 is a bottom view thereof.

1 Claim, 3 Drawing Sheets






FIG. 1



FIG. 2



FIG. 3




FIG. 4



FIG. 5



FIG. 6