



US00D591960S

(12) **United States Design Patent**
Cymbalski et al.

(10) **Patent No.:** **US D591,960 S**

(45) **Date of Patent:** **** May 12, 2009**

(54) **CHILD CAR SEAT**

(75) Inventors: **Brent Cymbalski**, Chesterfield, MI
(US); **Mitchell Prine**, West Palm Beach,
FL (US)

(73) Assignee: **Inspired Development Group, LLC**,
West Palm Beach, FL (US)

(**) Term: **14 Years**

(21) Appl. No.: **29/277,222**

(22) Filed: **Feb. 19, 2007**

(51) **LOC (9) Cl.** **06-01**

(52) **U.S. Cl.** **D6/333**

(58) **Field of Classification Search** D6/333-336,
D6/339-341, 344, 381, 491, 500-502; 297/250.1,
297/255, 256.15; 5/94, 98.2, 103-104, 655,
5/655.3; D12/129-130, 133; D21/419; 280/30-31
See application file for complete search history.

(56) **References Cited**

U.S. PATENT DOCUMENTS

3,992,056	A *	11/1976	Koziatek et al.	297/256.13
D286,470	S *	11/1986	Takada	D6/333
D287,670	S *	1/1987	Kassai	D6/333
4,979,777	A *	12/1990	Takada	297/250.1
D317,534	S *	6/1991	Hansel	D6/356
5,022,677	A *	6/1991	Barbiero	280/801.1
D321,992	S *	12/1991	Butler	D6/356
5,123,673	A *	6/1992	Tame	280/801.1
D343,738	S *	2/1994	Koyanagi et al.	D6/333
D353,947	S *	1/1995	Gain	D6/333

5,390,982	A *	2/1995	Johnson et al.	297/410
5,544,917	A *	8/1996	Loxton et al.	280/801.2
5,556,171	A *	9/1996	Busch	297/483
5,599,070	A *	2/1997	Pham et al.	297/483
5,609,396	A *	3/1997	Loxton et al.	297/473
D381,818	S *	8/1997	Wood	D6/333
5,733,013	A *	3/1998	Brown	297/483
D405,277	S *	2/1999	Onishi et al.	D6/333
D411,771	S *	7/1999	Ellingwood	D6/358
D413,026	S *	8/1999	Reithmeier	D6/333
D418,964	S *	1/2000	Biton	D1/120
D427,464	S *	7/2000	Lemmeyer	D6/500
D456,151	S *	4/2002	Kassai et al.	D6/333
D461,320	S *	8/2002	Sher	D6/333
6,520,588	B1 *	2/2003	Busch	297/483
D533,363	S *	12/2006	Cymbalski et al.	D6/333

* cited by examiner

Primary Examiner—Sandra Snapp

(74) *Attorney, Agent, or Firm*—Steven B. Stein, Esq.

(57) **CLAIM**

The ornamental design for a child car seat, as shown.

DESCRIPTION

FIG. 1. a front perspective view of a child car seat showing my new design;


FIG. 2. a rear elevation view of the child car seat;

FIG. 3. a side elevation view of the child car seat; and,

FIG. 4. a top plan view of the child car seat.

The broken lines shown in the drawings are for illustrative purposes only and form no part of the claimed design.

1 Claim, 4 Drawing Sheets






FIG. 1

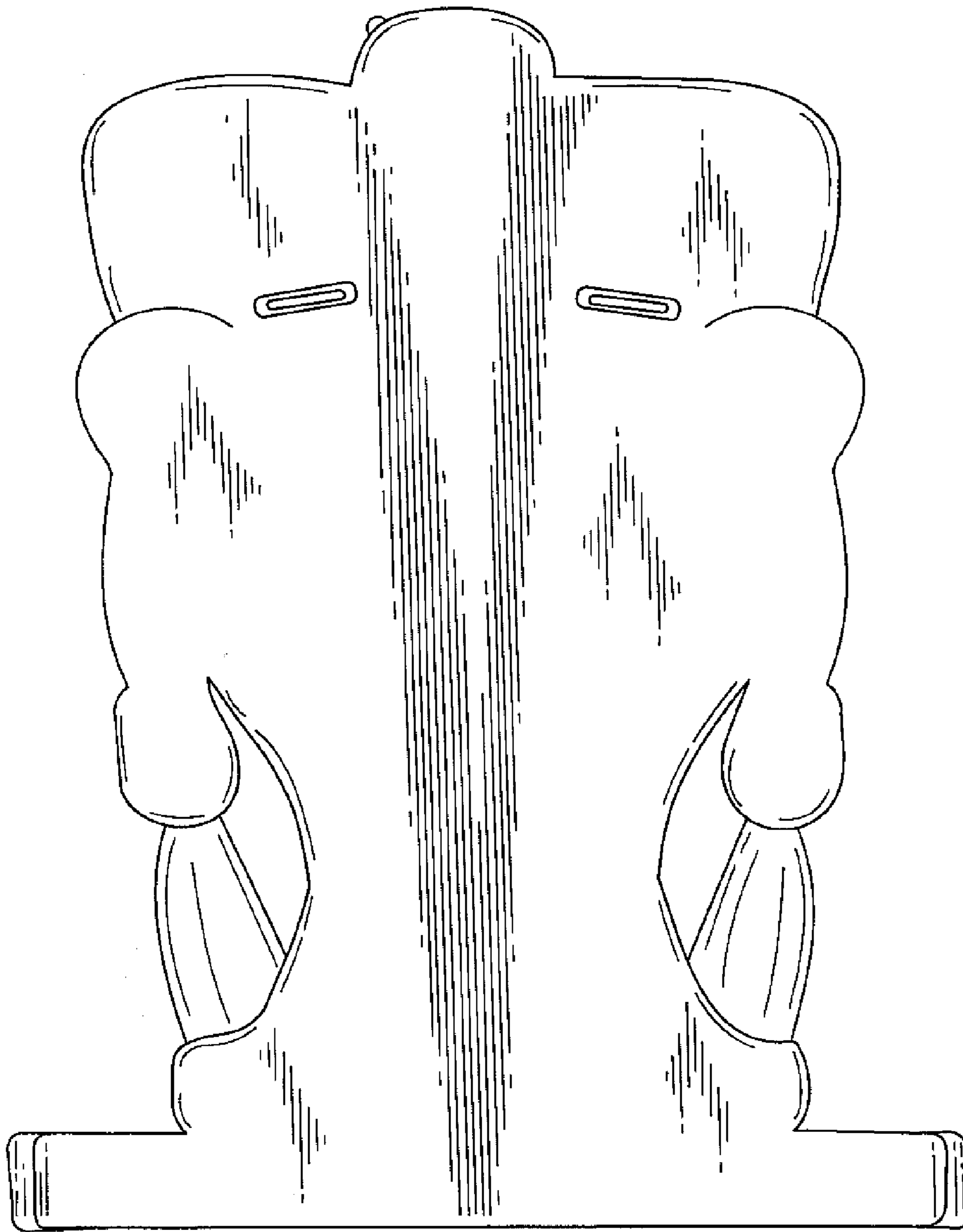


FIG. 2

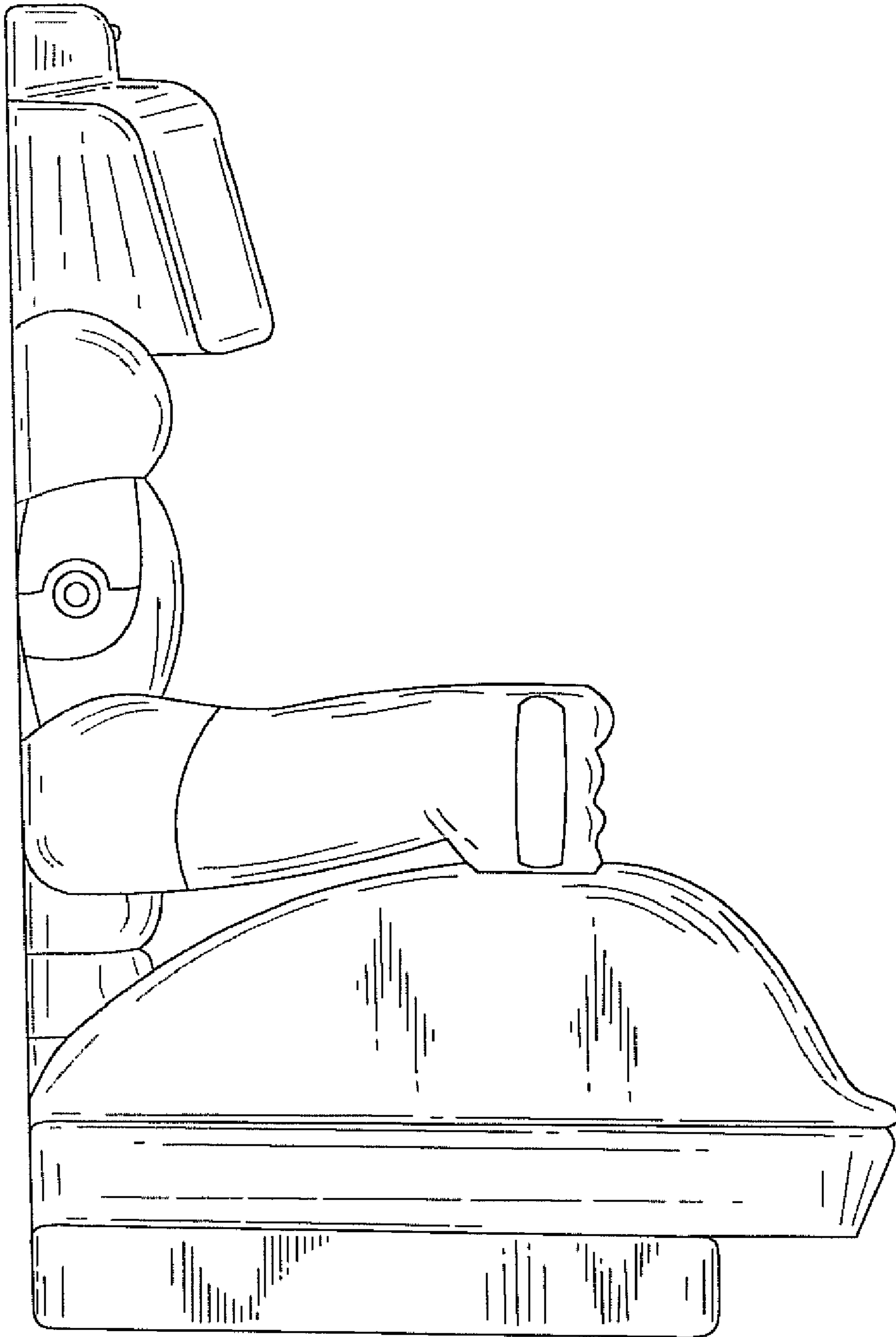


FIG. 3

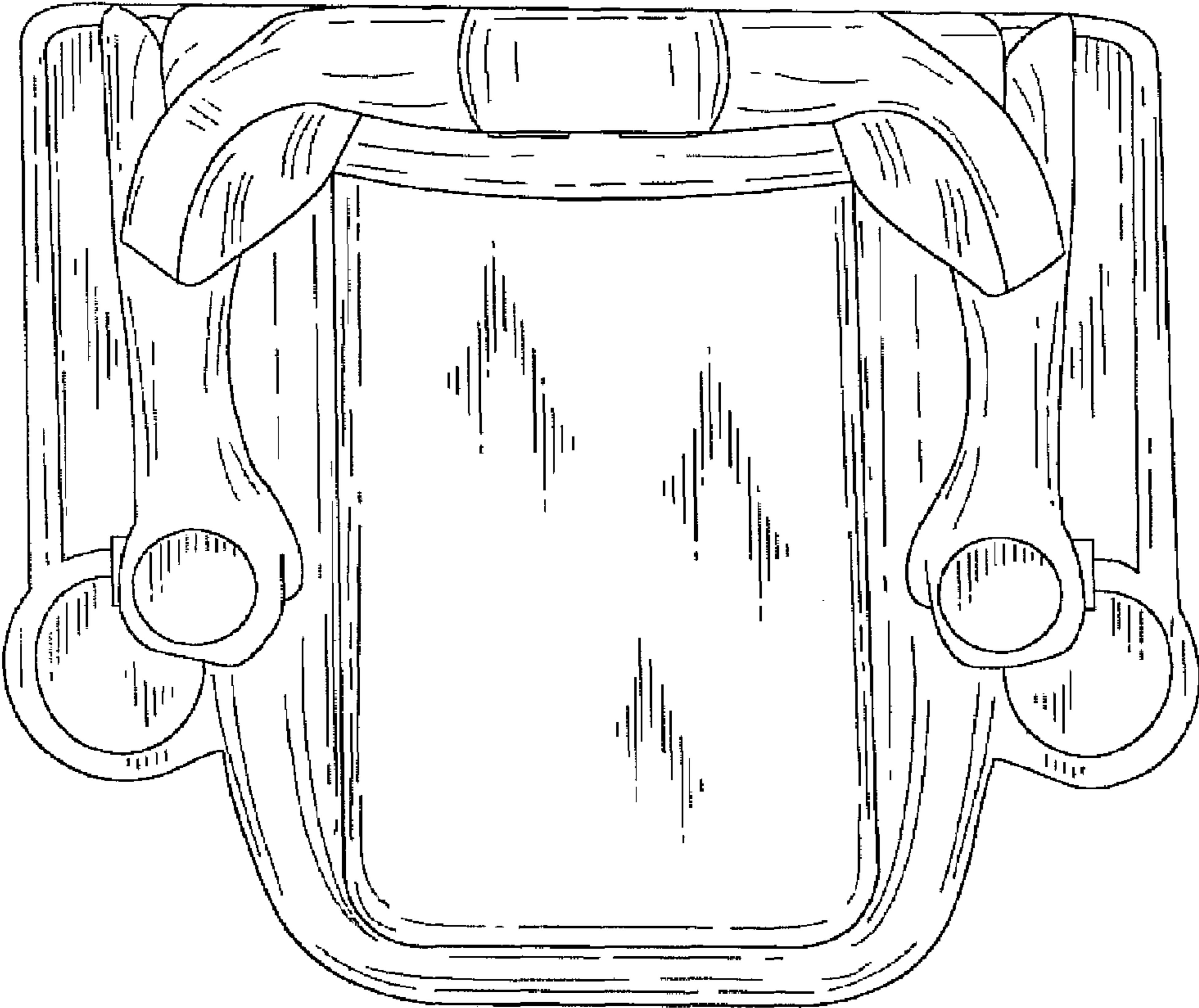


FIG. 4