



US00D591945S

(12) **United States Design Patent**
Belley et al.

(10) **Patent No.:** **US D591,945 S**

(45) **Date of Patent:** **** May 12, 2009**

(54) **FOOTWEAR SOLE**

(75) Inventors: **Manon Belley**, Laval (CA); **Julie St-Louis**, Montreal (CA); **Cristian Ardissono**, Montebelluna (IT)

(73) Assignee: **Wolverine World Wide, Inc.**, Rockford, MI (US)

(**) Term: **14 Years**

(21) Appl. No.: **29/312,618**

(22) Filed: **Nov. 3, 2008**

(51) **LOC (9) Cl.** **02-04**

(52) **U.S. Cl.** **D2/954; D2/951; D2/952; D2/953; D2/955; D2/957; D2/959; D2/960**

(58) **Field of Classification Search** D2/902, D2/906, 908, 947, 951–960; D5/1, 47, 61; 36/3 B, 22 R, 24.5, 25 R, 28, 32 R, 67 A, 36/59 C, 103

See application file for complete search history.

(56) **References Cited**

U.S. PATENT DOCUMENTS

D61,017 S *	5/1922	Heilhecker	D2/953
D90,450 S *	8/1933	Oakley	D2/955
D281,641 S *	12/1985	Shiki	D2/953
D291,943 S *	9/1987	Tong	D2/955
D292,041 S *	9/1987	Tong	D2/955
D296,039 S *	6/1988	Diaz	D2/955
D323,577 S *	2/1992	Kayano	D2/955
D325,806 S *	5/1992	Austin	D2/955
D325,808 S *	5/1992	Austin	D2/955
D350,430 S *	9/1994	Pallera	D2/952
D396,549 S *	8/1998	von Conta et al.	D2/955
D402,446 S *	12/1998	Kelchak	D2/952
D458,011 S *	6/2002	Yang	D2/954
D458,012 S *	6/2002	Yang	D2/954
D473,696 S *	4/2003	Mangee	D2/952
D502,595 S	3/2005	Sonnergren		
D504,758 S	5/2005	Sonnergren		
D512,208 S *	12/2005	Kubo et al.	D2/960

D512,819 S *	12/2005	Usuki et al.	D2/953
D514,286 S *	2/2006	Kayano et al.	D2/955
D546,034 S	7/2007	Matis et al.		
D550,439 S	9/2007	Belley et al.		

(Continued)

OTHER PUBLICATIONS

- CAT Footwear 1997 Catalog, p. 37.
- Merrell Sandals Spring, Summer 1996 Catalog, p. 4.
- Hy-Test 1998 Catalog, p. 69.
- Merrell Performance Footwear Spring 2000 Catalog, p. 41.
- Harley Davidson 2000 Catalog, p. 33.
- Patagonia Spring 2007 Catalog, p. 18.
- CAT Winter 2007 Catalog, p. 3.
- Hy-Test 2007 Catalog, p. 73.
- Bates 2007 Catalog, p. 20.
- Wolverine 2000 Catalog, Rubber Section, p. 1.

Primary Examiner—Celia A Murphy

(74) *Attorney, Agent, or Firm*—Warner Norcross & Judd LLP

(57) **CLAIM**

The ornamental design for footwear sole, as shown and described.

DESCRIPTION

FIG. 1 is a perspective view of the footwear sole embodying the new design;

FIG. 2 is a bottom view thereof;

FIG. 3 is a right side view thereof;

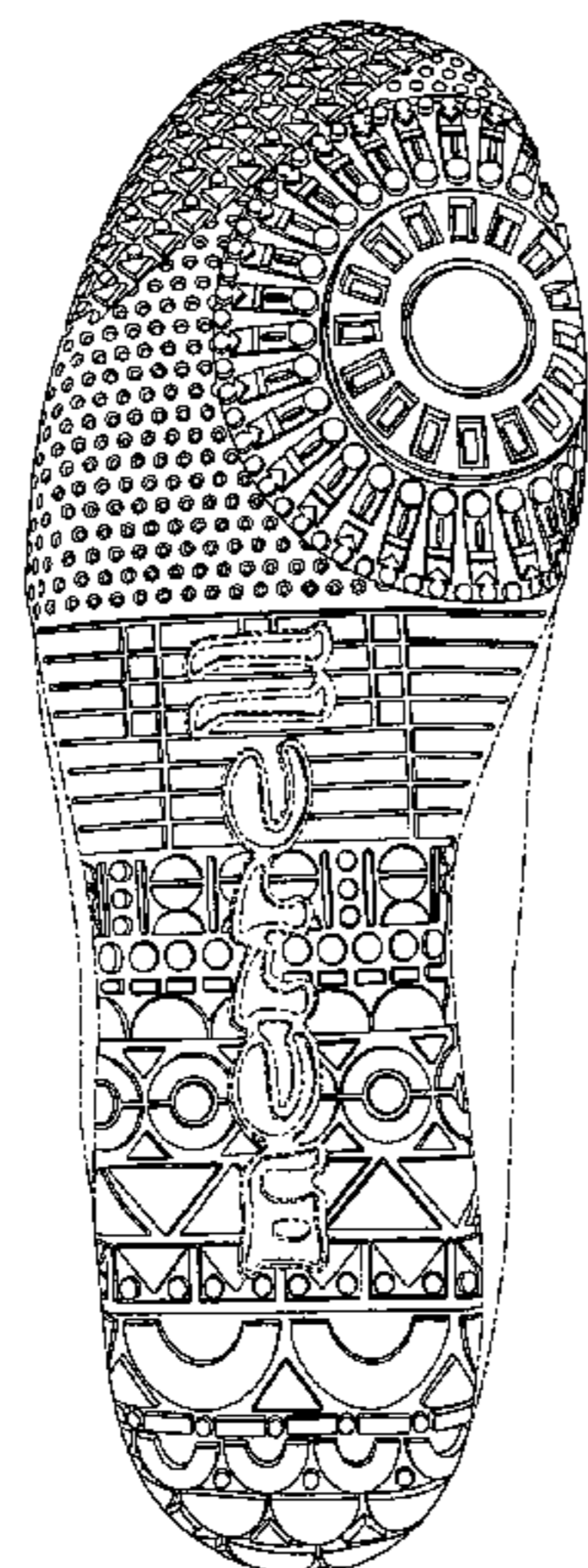
FIG. 4 is a left side view thereof;

FIG. 5 is a front view thereof; and,

FIG. 6 is a rear view thereof.

FIGS. 1 and 3–6 show features of an article of footwear in phantom lines. These features are shown for environmental purposes and do not form any part of the claimed design. Further, the phantom lines immediately adjacent the solid-line portions of the design form the boundary of the design, with the phantom lines forming no part of the claimed design.

1 Claim, 4 Drawing Sheets



US D591,945 S

Page 2

U.S. PATENT DOCUMENTS

D555,887 S	*	11/2007	Link	D2/955	D575,946 S	*	9/2008	Mitani et al.	D2/967
D560,887 S		2/2008	Belley		D580,141 S	*	11/2008	Banik et al.	D2/954
D561,440 S		2/2008	Andersen et al.		D586,987 S	*	2/2009	McClaskie	D2/952
D563,085 S		3/2008	Matis		D586,988 S	*	2/2009	McClaskie	D2/952
D569,085 S		5/2008	Belley et al.						

* cited by examiner

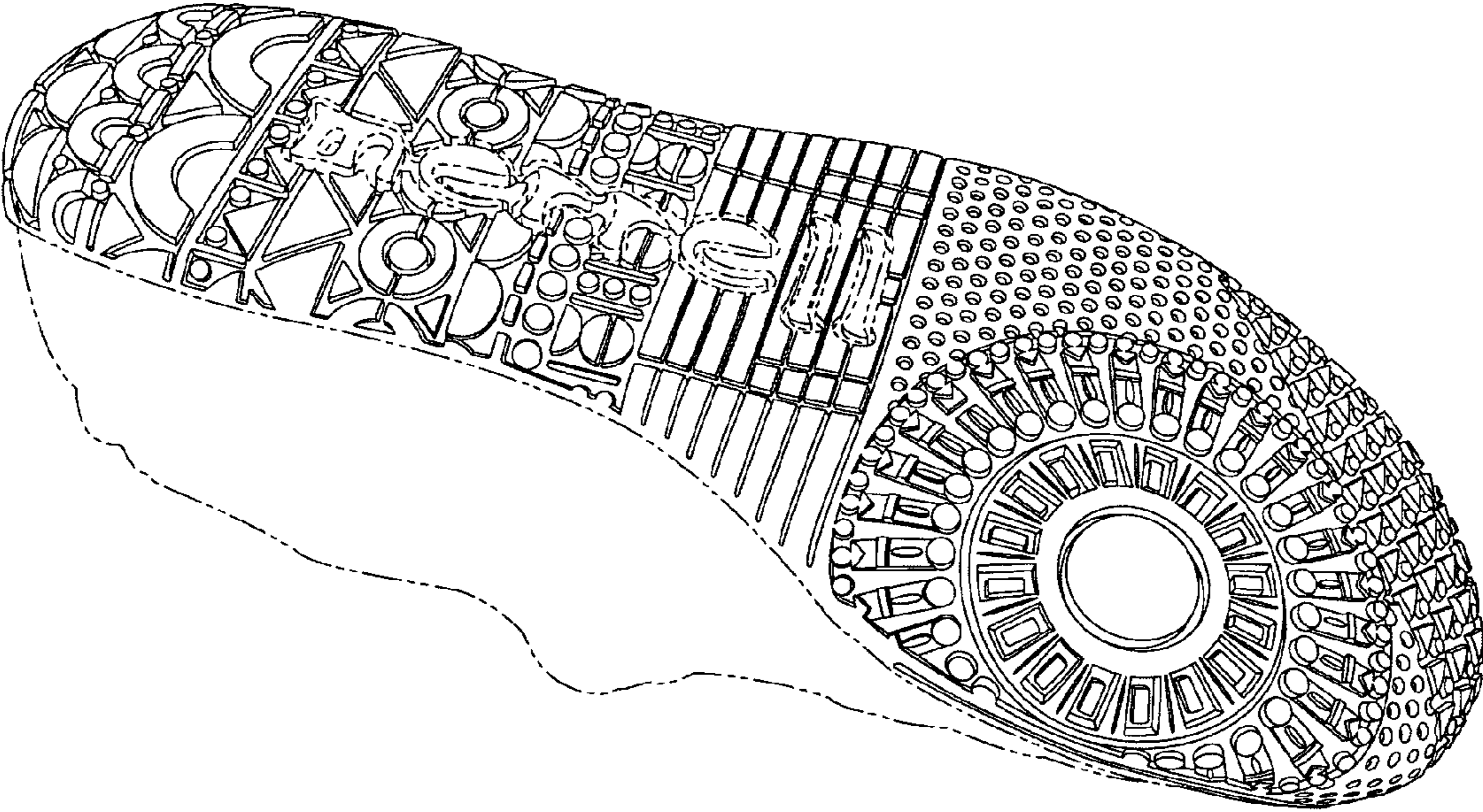


Fig. 1

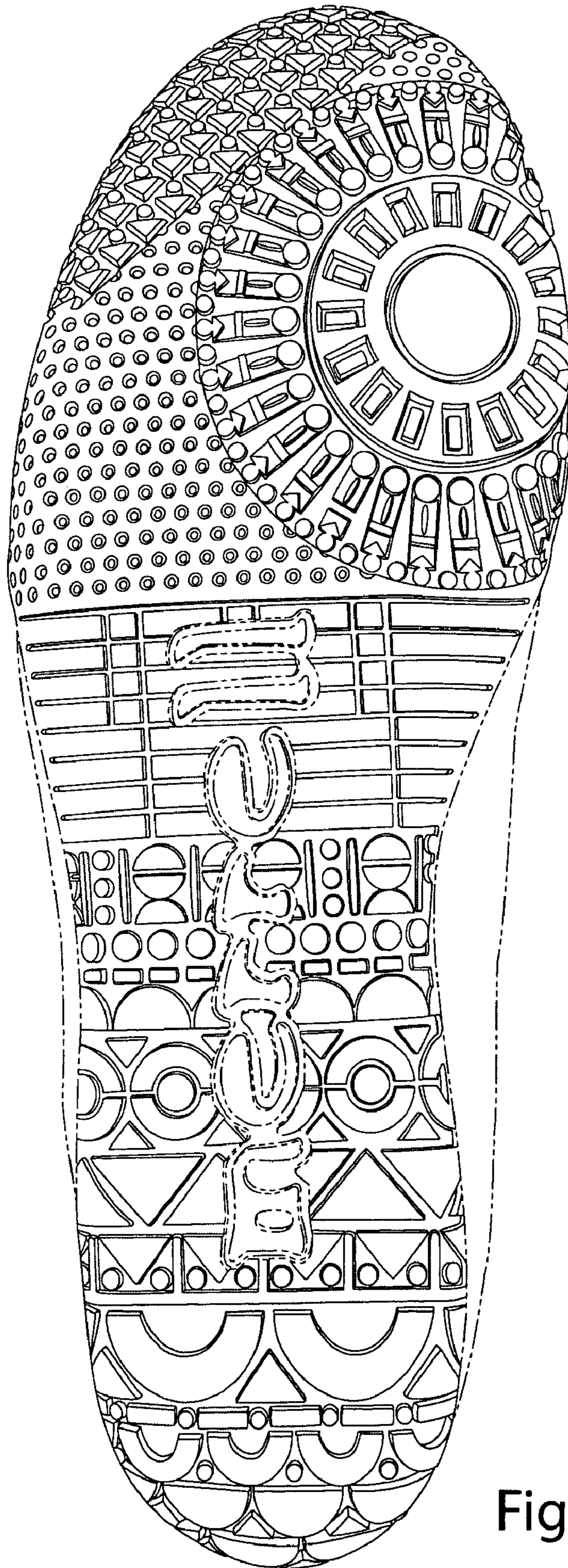


Fig. 2



Fig. 3




Fig. 4



Fig. 5

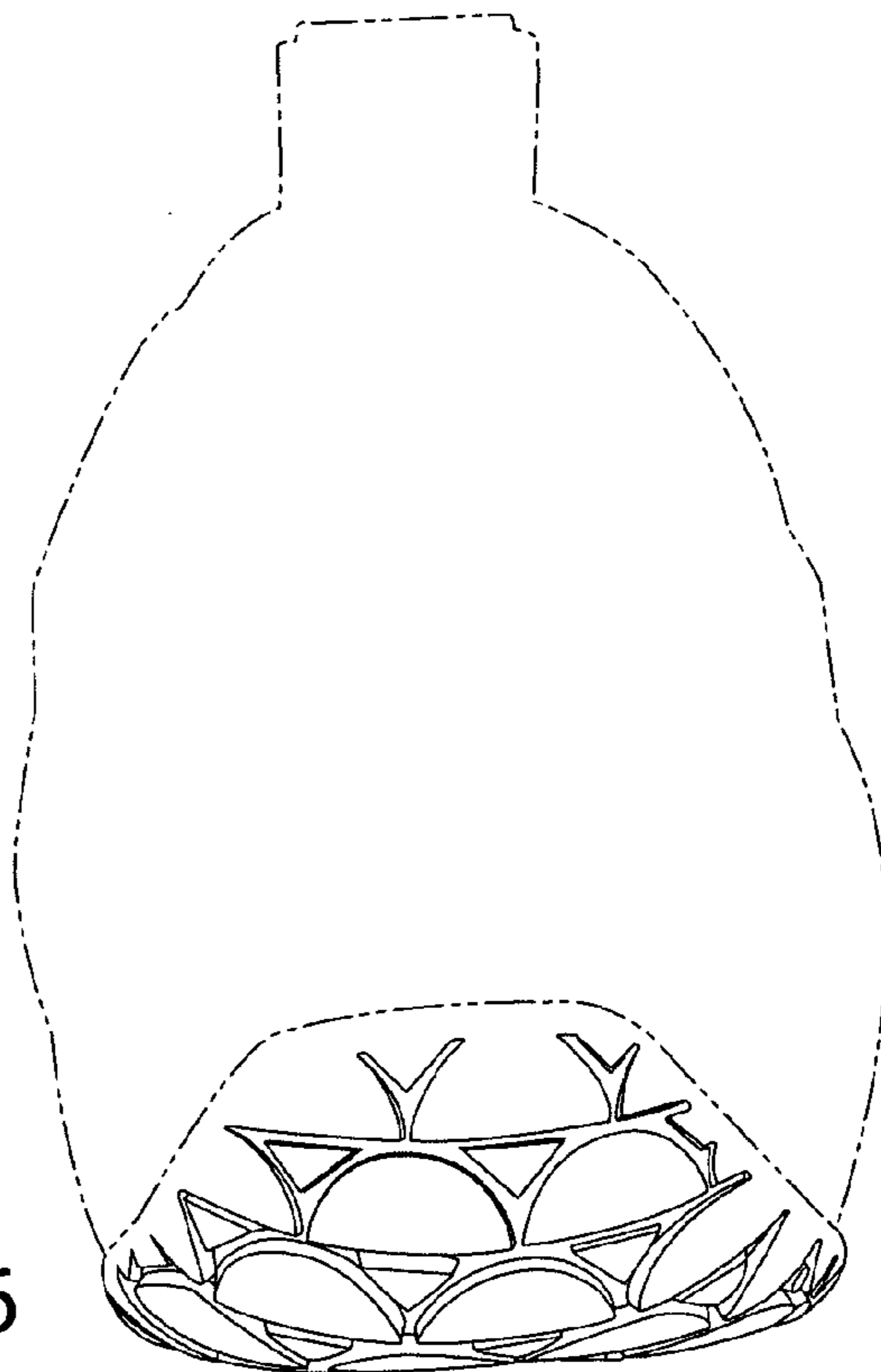


Fig. 6