



US00D591942S

(12) **United States Design Patent**  
**McClaskie**

(10) **Patent No.:** **US D591,942 S**

(45) **Date of Patent:** **\*\* May 12, 2009**

(54) **OUTSOLE FOR A SHOE**

(75) Inventor: **Thomas E. McClaskie**, Bethlehem, PA  
(US)

(73) Assignee: **Columbia Insurance Company**,  
Omaha, NE (US)

(\*\*) Term: **14 Years**

(21) Appl. No.: **29/305,078**

(22) Filed: **Mar. 13, 2008**

(51) **LOC (9) Cl.** ..... **02-04**

(52) **U.S. Cl.** ..... **D2/952; D2/951; D2/953**

(58) **Field of Classification Search** ..... D2/902,  
D2/947, 951, 952, 953, 954, 956, 957, 959,  
D2/960; 36/3 B, 22 R, 24.5, 25 R, 32 R,  
36/59 C

See application file for complete search history.

(56) **References Cited**

**U.S. PATENT DOCUMENTS**

D71,293 S *	10/1926	Meeker	.....	D5/66
1,974,543 A	1/1934	Reymond		
D98,494 S *	2/1936	Boysen	.....	D5/24
2,046,217 A	6/1936	Strauss		
2,079,237 A	5/1937	Allard		
2,160,768 A	5/1939	Wasser		
2,344,069 A	3/1944	Wasser		
3,091,871 A	6/1963	Tronche		
3,175,310 A	3/1965	MacQuaid		
3,175,311 A	3/1965	MacQuaid		
3,191,321 A	6/1965	Brutting		
3,213,551 A	10/1965	Krauss		
3,407,518 A	10/1968	MacQuaid et al.		
3,525,165 A	8/1970	Randall, Jr.		
3,561,142 A	2/1971	Streit, Sr. et al.		
D256,518 S	8/1980	Moesle		
4,231,170 A	11/1980	Griswold		
4,366,629 A	1/1983	Scherz		
4,562,652 A	1/1986	Hensler		
4,908,963 A	3/1990	Krajcir et al.		

4,995,174 A	2/1991	Hong et al.		
5,048,203 A	9/1991	Kling		
5,185,944 A	2/1993	Okajima		
D335,953 S	6/1993	Tyng		
D345,453 S	3/1994	Carpenter		
5,499,459 A	3/1996	Tomaro		
5,526,584 A	6/1996	Bleimhofer et al.		
D381,494 S	7/1997	Anderson		
D384,798 S	10/1997	Gray		
5,738,937 A	4/1998	Baychar		
D402,449 S	12/1998	Robinson et al.		
D430,968 S	9/2000	Carroll		
6,161,315 A	12/2000	Dalton		
D468,083 S	1/2003	Morais		
D480,203 S *	10/2003	Matis et al.	.....	D2/952

(Continued)

*Primary Examiner*—Celia A Murphy  
(74) *Attorney, Agent, or Firm*—St. Onge Steward Johnston & Reens LLC

(57) **CLAIM**

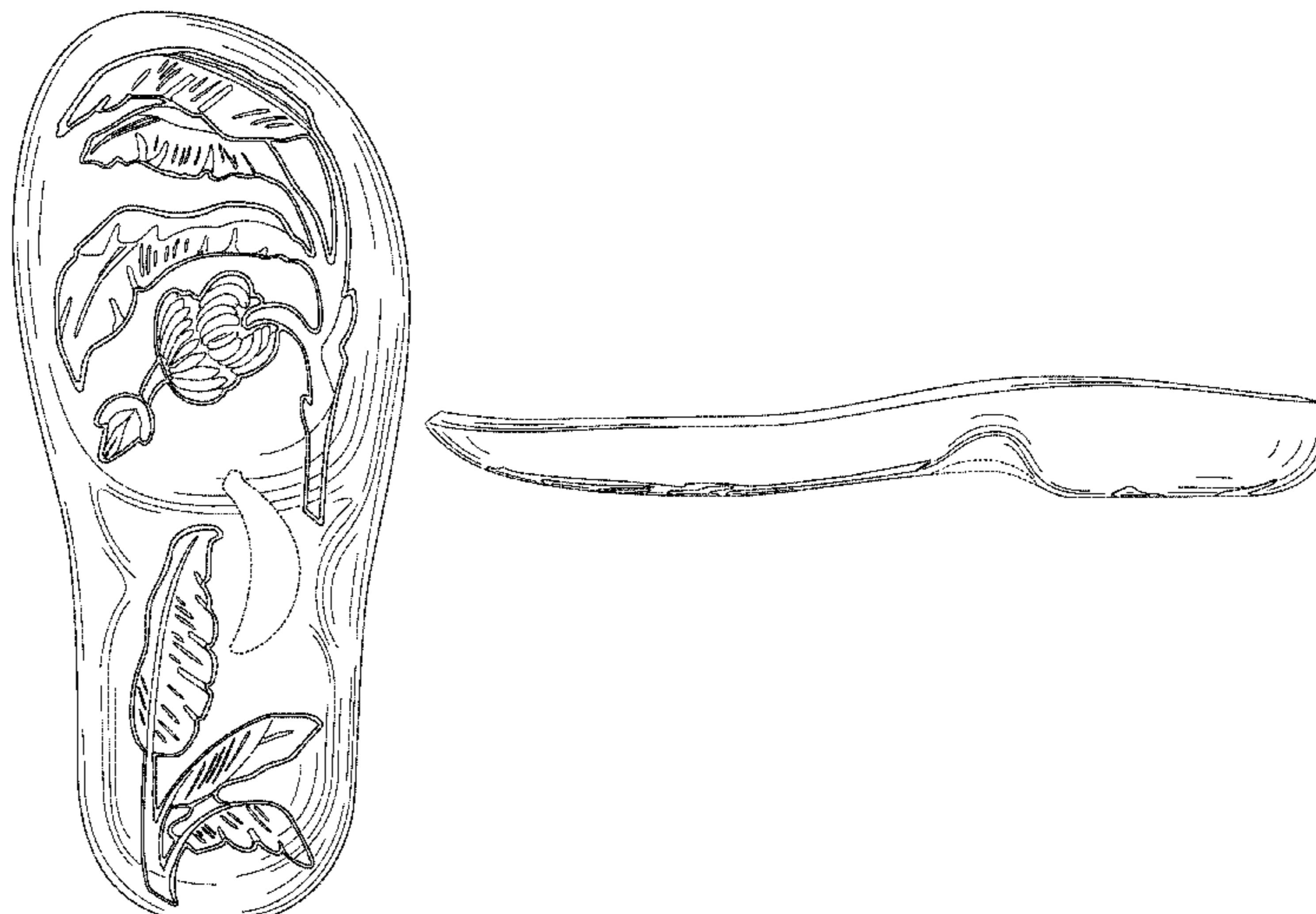
I claim the ornamental design for an outsole for a shoe, as shown and described.

**DESCRIPTION**

FIG. 1 is a bottom perspective view of an outsole for a shoe showing my new design;  
FIG. 2 is a bottom view thereof;  
FIG. 3 is a right side view thereof;  
FIG. 4 is a left side view thereof;  
FIG. 5 is a front view thereof;  
FIG. 6 is a rear view thereof; and,  
FIG. 7 is an enlarged perspective view of the area "7" shown in FIG. 1.

The broken lines shown in the arch area of FIGS. 1–3 represent boundaries of the design with the lines themselves and the areas within them forming no part of the claim.

**1 Claim, 5 Drawing Sheets**



# US D591,942 S

Page 2

---

## U.S. PATENT DOCUMENTS

D483,555 S	12/2003	Robinson, Jr. et al.		D553,832 S *	10/2007	McClaskie	.....	D2/952
D495,121 S *	8/2004	McClaskie	.....	D557,883 S *	12/2007	McClaskie	.....	D2/952
D497,468 S *	10/2004	McClaskie	.....	D560,333 S *	1/2008	McClaskie	.....	D2/952
D501,707 S	2/2005	Nakano		D562,536 S *	2/2008	McClaskie	.....	D2/952
D540,515 S *	4/2007	McClaskie	.....	D568,034 S *	5/2008	Horton et al.	.....	D2/952
D542,015 S *	5/2007	McClaskie	.....	D569,083 S *	5/2008	McClaskie	.....	D2/952
D548,437 S *	8/2007	McClaskie	.....	D580,135 S *	11/2008	Belley et al.	.....	D2/952

\* cited by examiner

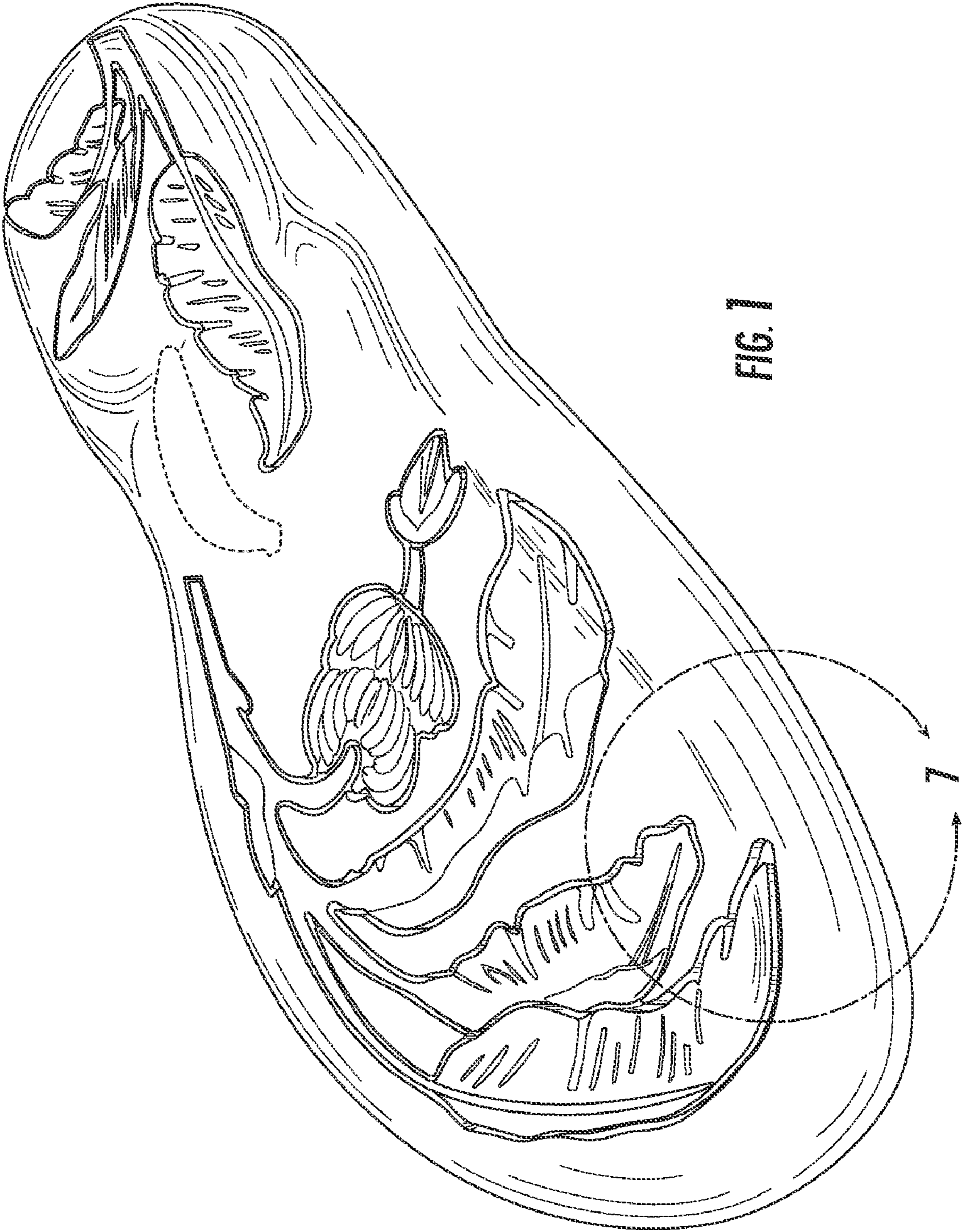


FIG. 1

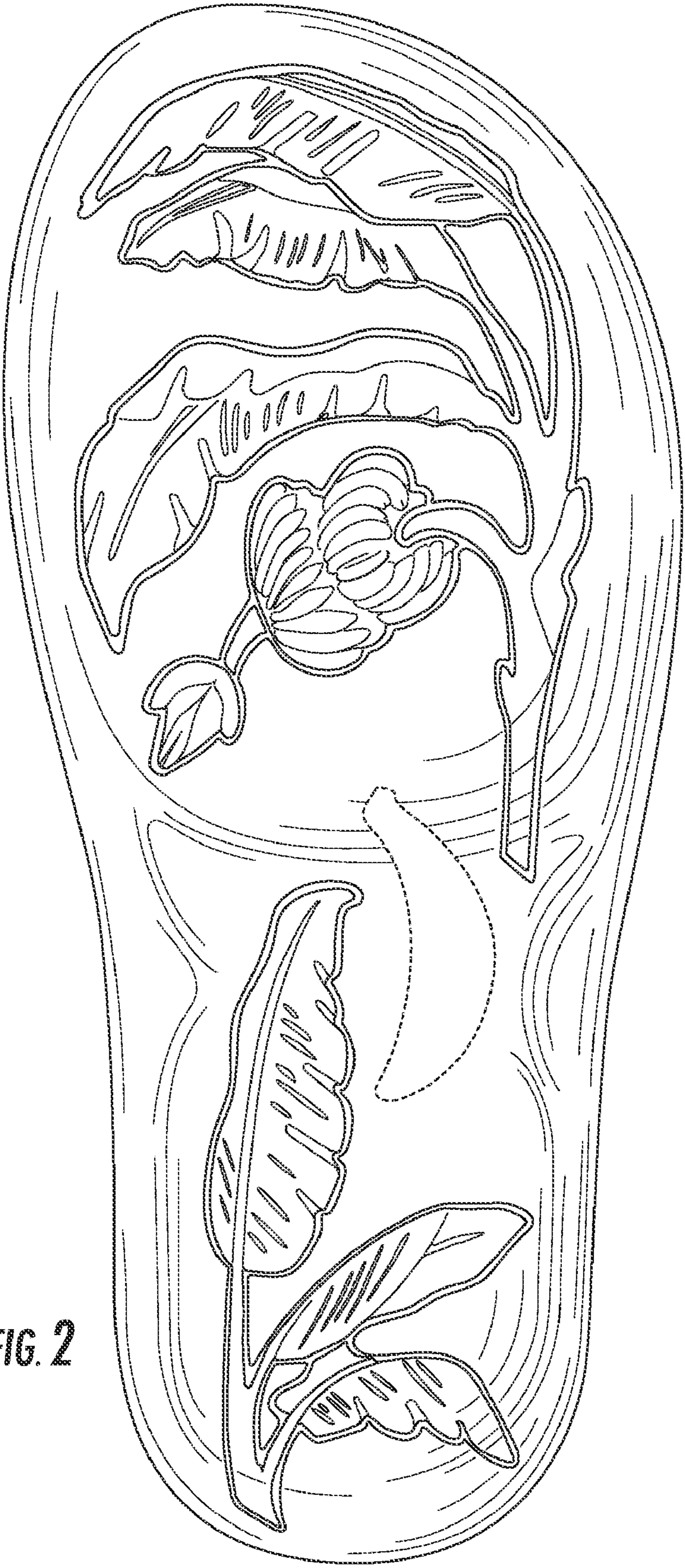


FIG. 2




FIG. 3

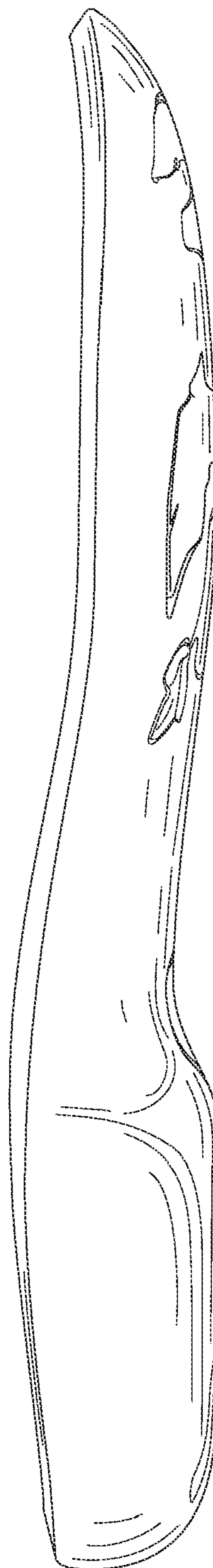


FIG. 4




FIG. 5


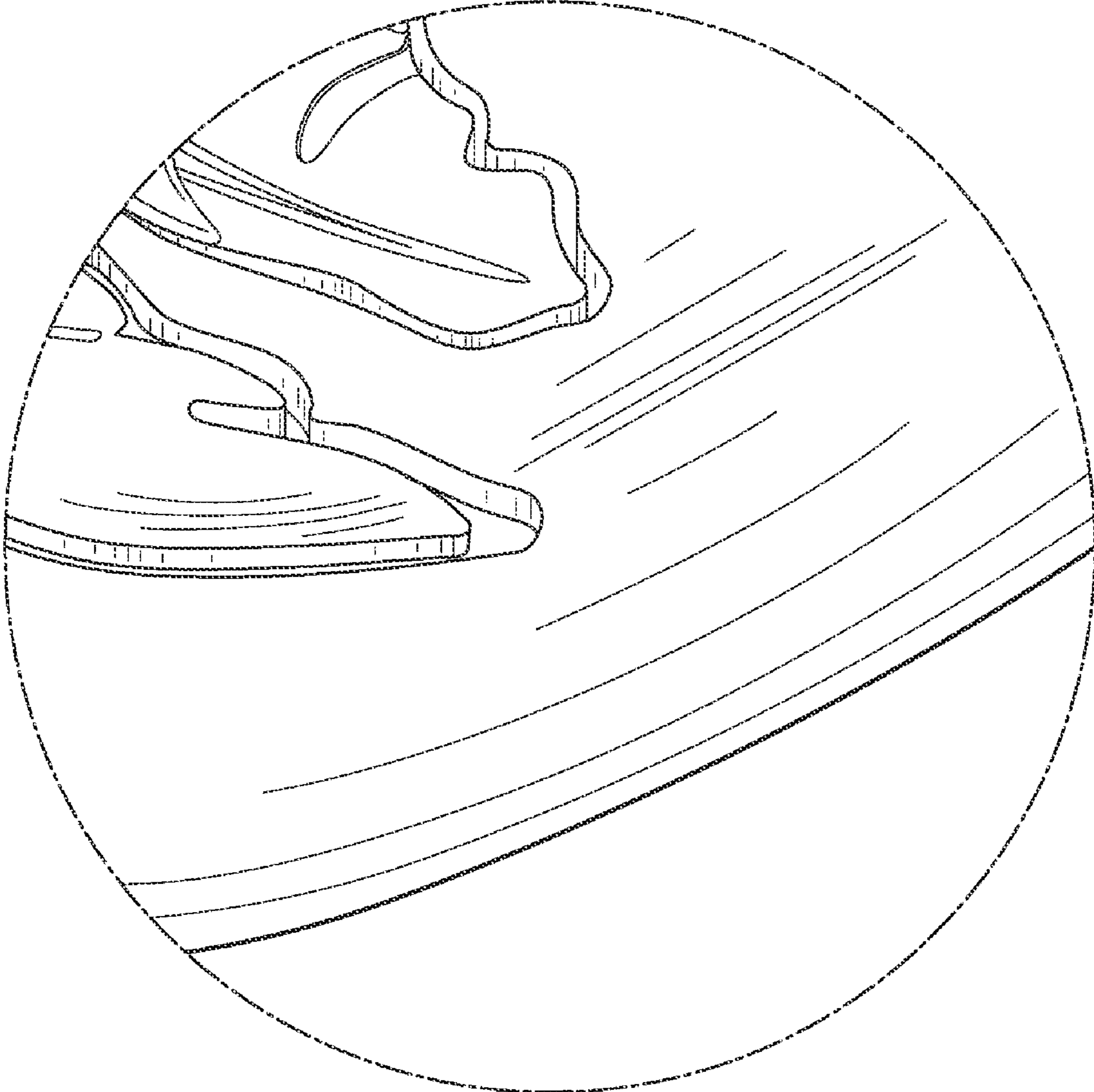


FIG. 6



**FIG. 7**