



US00D591941S

(12) **United States Design Patent**
McClaskie

(10) **Patent No.:** **US D591,941 S**

(45) **Date of Patent:** **** May 12, 2009**

(54) **OUTSOLE FOR A SHOE**

(75) Inventor: **Thomas E. McClaskie**, Bethlehem, PA
(US)

(73) Assignee: **Columbia Insurance Company**,
Omaha, NE (US)

(**) Term: **14 Years**

(21) Appl. No.: **29/305,073**

(22) Filed: **Mar. 13, 2008**

(51) **LOC (9) Cl.** **02-04**

(52) **U.S. Cl.** **D2/952; D2/951; D2/953**

(58) **Field of Classification Search** D2/902,
D2/947, 951, 952, 953, 954, 956, 957, 959,
D2/960; 36/3 B, 22 R, 24.5, 25 R, 32 R,
36/59 C; D5/6, 37, 45, 66

See application file for complete search history.

(56) **References Cited**

U.S. PATENT DOCUMENTS

D71,293 S *	10/1926	Meeker	D5/66
D84,816 S *	8/1931	Freudenberg	D5/16
1,974,543 A	1/1934	Reymond		
D96,346 S *	7/1935	Sutton	D5/24
D98,494 S *	2/1936	Boysen	D5/24
2,046,217 A	6/1936	Strauss		
2,079,237 A	5/1937	Allard		
2,160,768 A	5/1939	Wasser		
D129,914 S *	10/1941	Bingham	D2/970
2,344,069 A	3/1944	Wasser		
D144,330 S *	4/1946	Walter	D5/6
D149,669 S *	5/1948	Peister	D5/11
D168,540 S *	1/1953	Friedman et al.	D5/66
3,091,871 A	6/1963	Tronche		
3,175,310 A	3/1965	MacQuaid		
3,175,311 A	3/1965	MacQuaid		
3,191,321 A	6/1965	Brutting		
3,213,551 A	10/1965	Krauss		
3,407,518 A	10/1968	MacQuaid et al.		
3,525,165 A	8/1970	Randall, Jr.		
3,561,142 A	2/1971	Streit, Sr. et al.		

D240,962 S *	8/1976	Matsumoto	D5/16
D256,518 S	8/1980	Moesle		
4,231,170 A	11/1980	Griswold		
4,366,629 A	1/1983	Scherz		
4,562,652 A	1/1986	Hensler		
4,908,963 A	3/1990	Krajcir et al.		
4,995,174 A	2/1991	Hong et al.		
5,048,203 A	9/1991	Kling		
D326,363 S *	5/1992	Cooper	D5/32
5,185,944 A	2/1993	Okajima		
D335,953 S	6/1993	Tyng		
D345,453 S	3/1994	Carpenter		
5,499,459 A	3/1996	Tomaro		
5,526,584 A	6/1996	Bleimhofer et al.		
D381,494 S	7/1997	Anderson		
D384,798 S	10/1997	Gray		

(Continued)

Primary Examiner—Celia A Murphy

(74) *Attorney, Agent, or Firm*—St. Onge Steward Johnston & Reens LLC

(57) **CLAIM**

I claim the ornamental design for an outsole for a shoe, as shown and described.

DESCRIPTION

FIG. 1 is a bottom perspective view of an outsole for a shoe showing my new design;

FIG. 2 is a bottom view thereof;

FIG. 3 is a right side view thereof;

FIG. 4 is a left side view thereof;

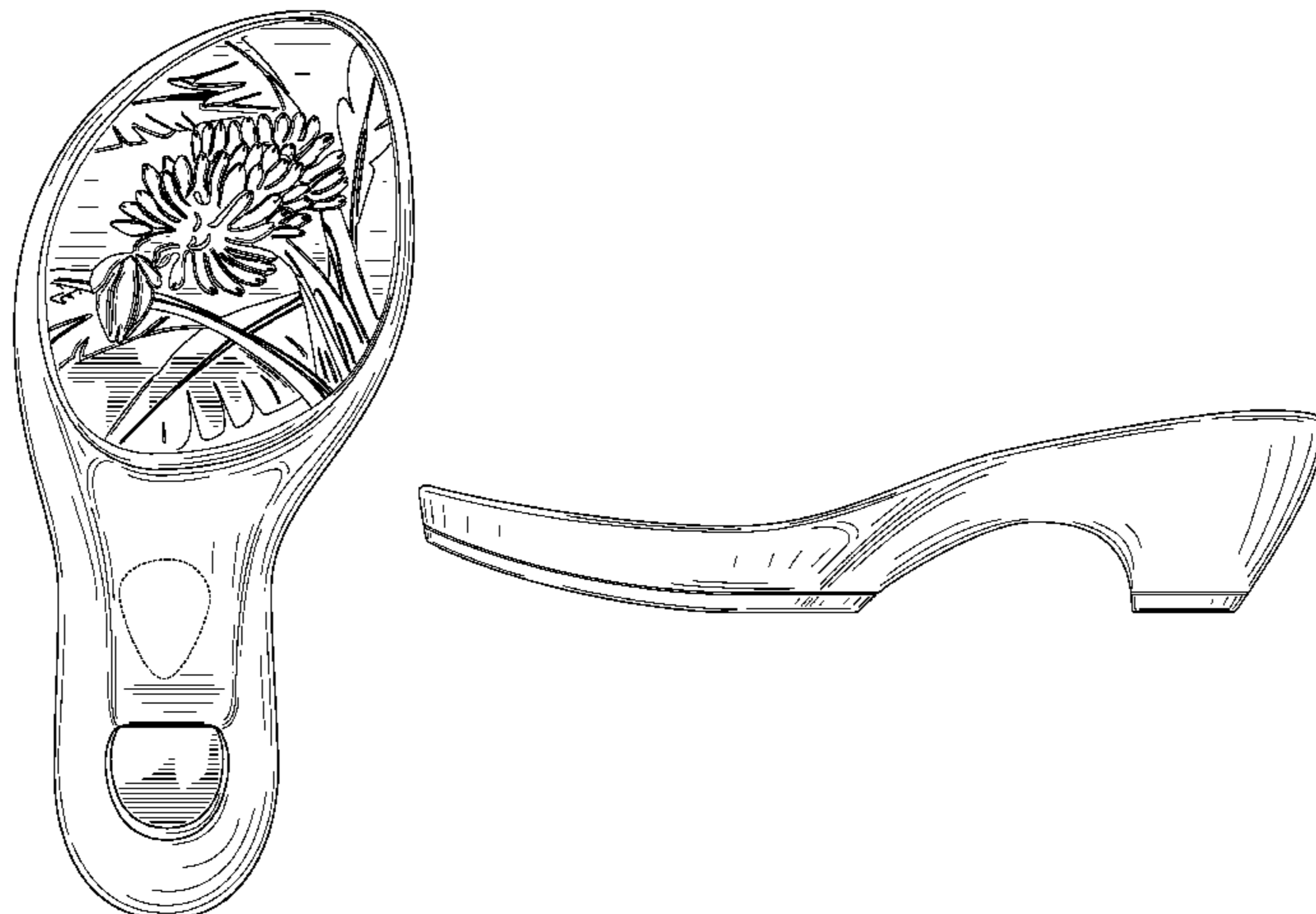
FIG. 5 is a front view thereof;

FIG. 6 is a rear view thereof; and,

FIG. 7 is an enlarged perspective view of the area labeled “7” in FIG. 1.

The broken lines shown in the arch area of FIGS. 1–2 represent boundaries of the design with the lines themselves and the areas within them forming no part of the claim.

1 Claim, 5 Drawing Sheets



US D591,941 S

Page 2

U.S. PATENT DOCUMENTS

5,738,937	A	4/1998	Baychar				
D402,449	S	12/1998	Robinson et al.				
D430,968	S	9/2000	Carroll				
6,161,315	A	12/2000	Dalton				
D446,656	S *	8/2001	Enderby	D5/37		
D468,083	S	1/2003	Morais				
D483,555	S	12/2003	Robinson, Jr. et al.				
D488,303	S *	4/2004	Dwiggins et al.	D5/39		
D495,121	S *	8/2004	McClaskie	D2/952		
D495,856	S *	9/2004	McClaskie	D2/952		
D497,468	S *	10/2004	McClaskie	D2/952		
D501,707	S	2/2005	Nakano				
D531,393	S *	11/2006	McClaskie	D2/952		
D540,515	S *	4/2007	McClaskie	D2/952		
D553,832	S *	10/2007	McClaskie	D2/952		
D555,338	S *	11/2007	McClaskie	D2/952		
D557,883	S *	12/2007	McClaskie	D2/952		
D564,736	S *	3/2008	Belley et al.	D2/952		
D569,083	S *	5/2008	McClaskie	D2/952		
D570,118	S *	6/2008	Kreider et al.	D5/37		

* cited by examiner

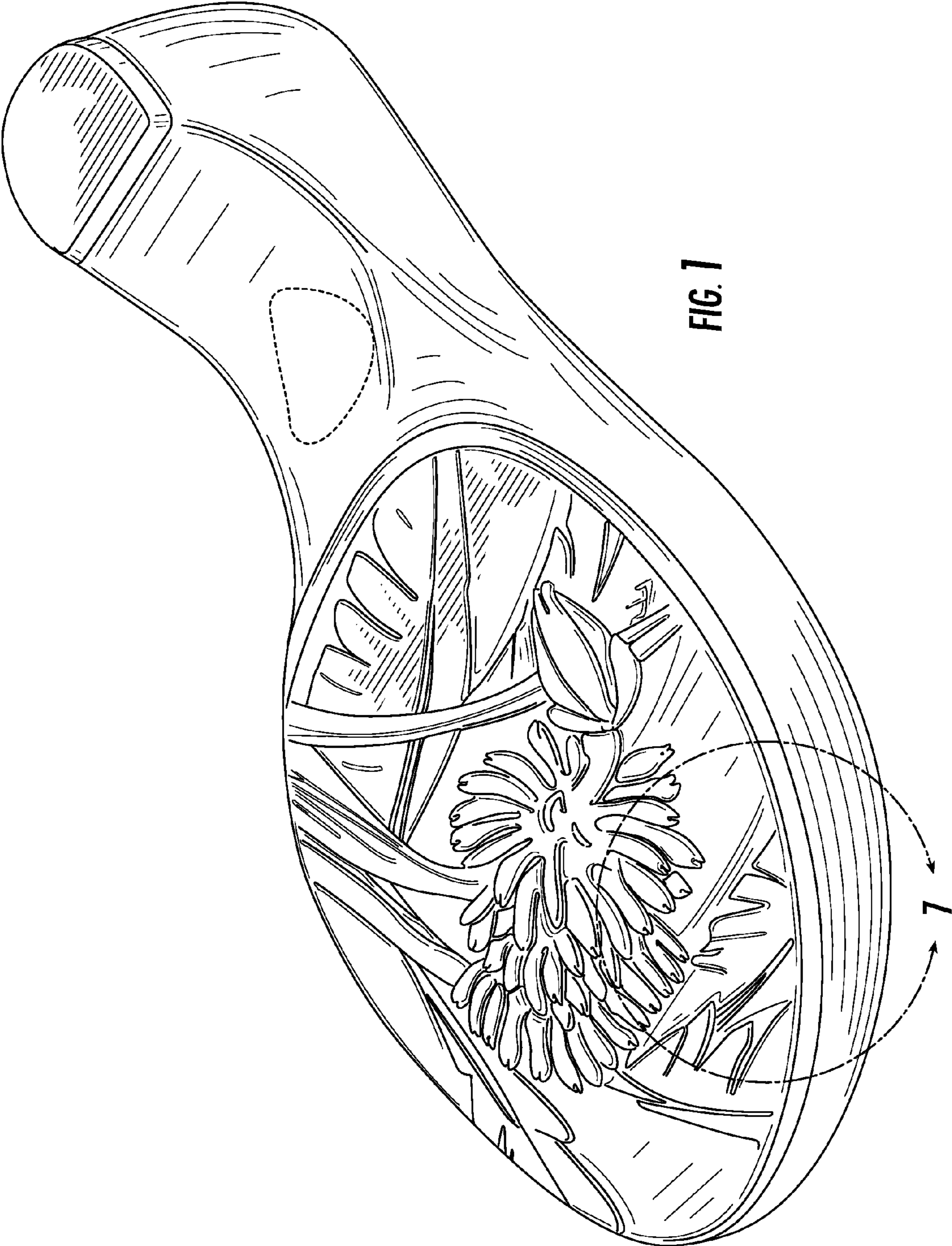


FIG. 1

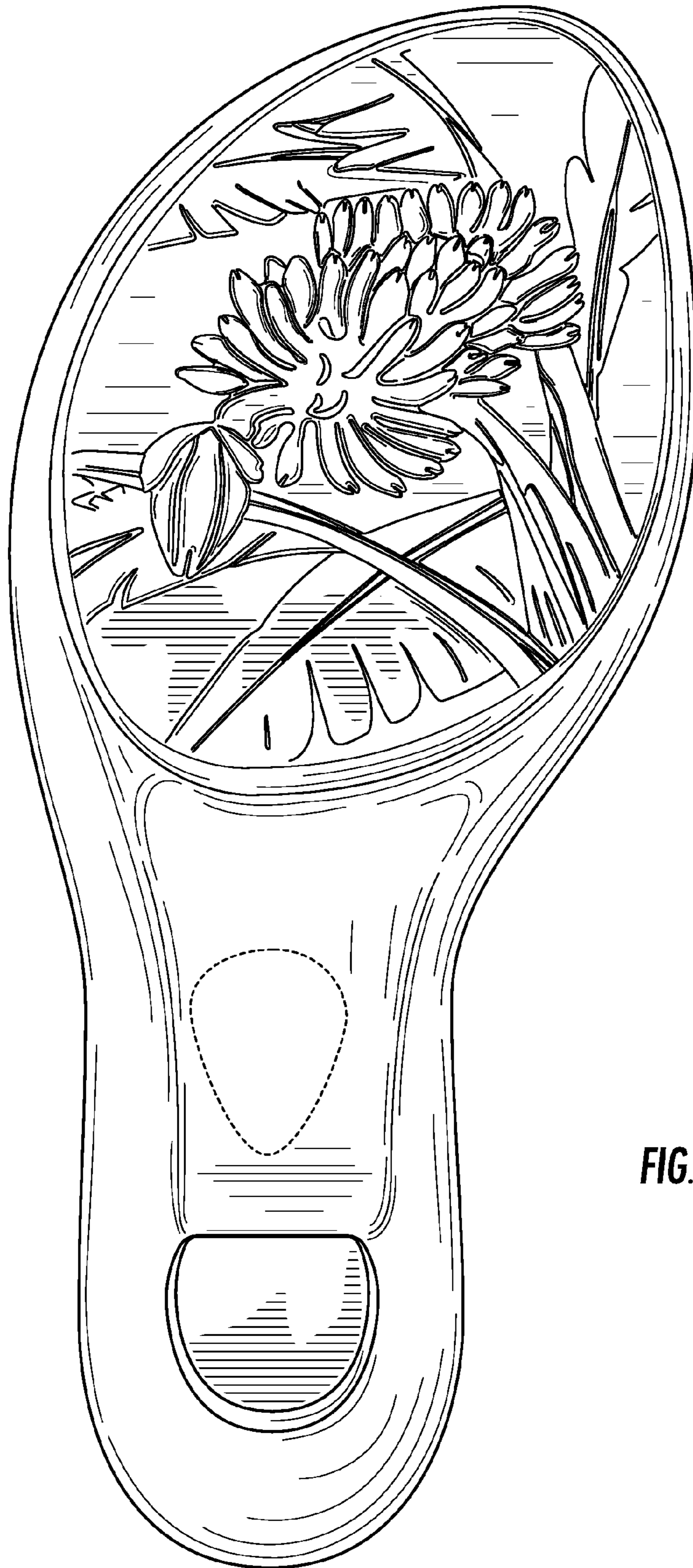


FIG. 2



FIG. 3

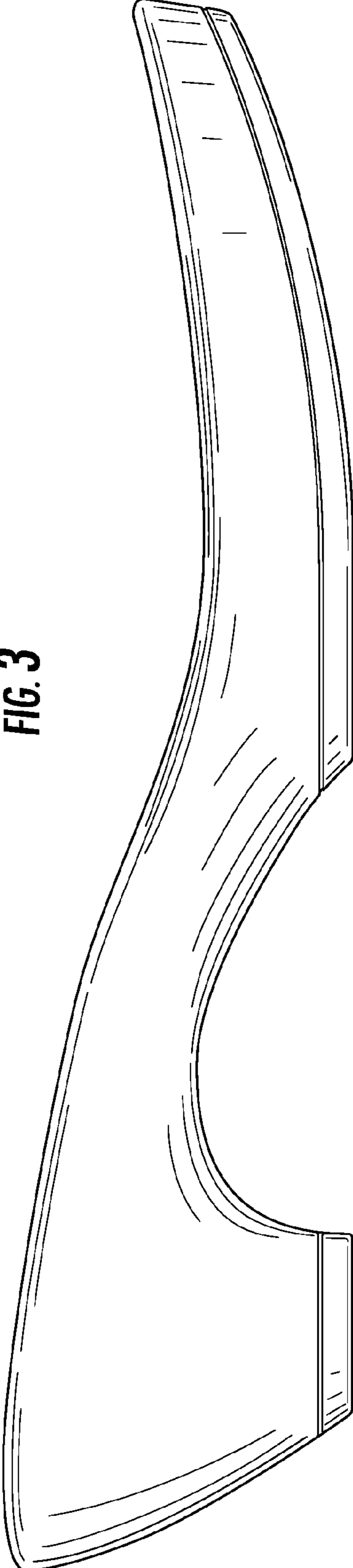


FIG. 4




FIG. 5

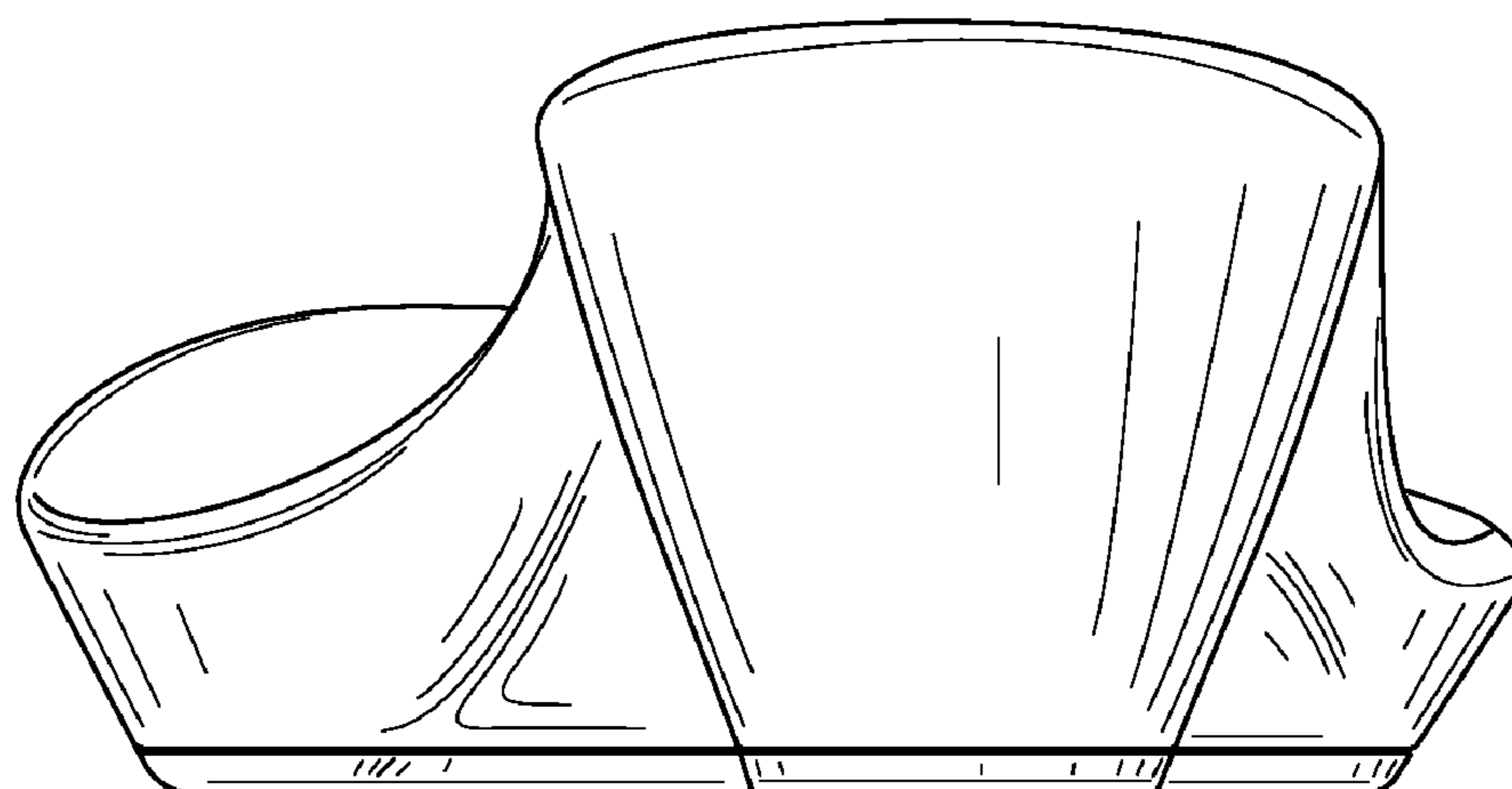


FIG. 6

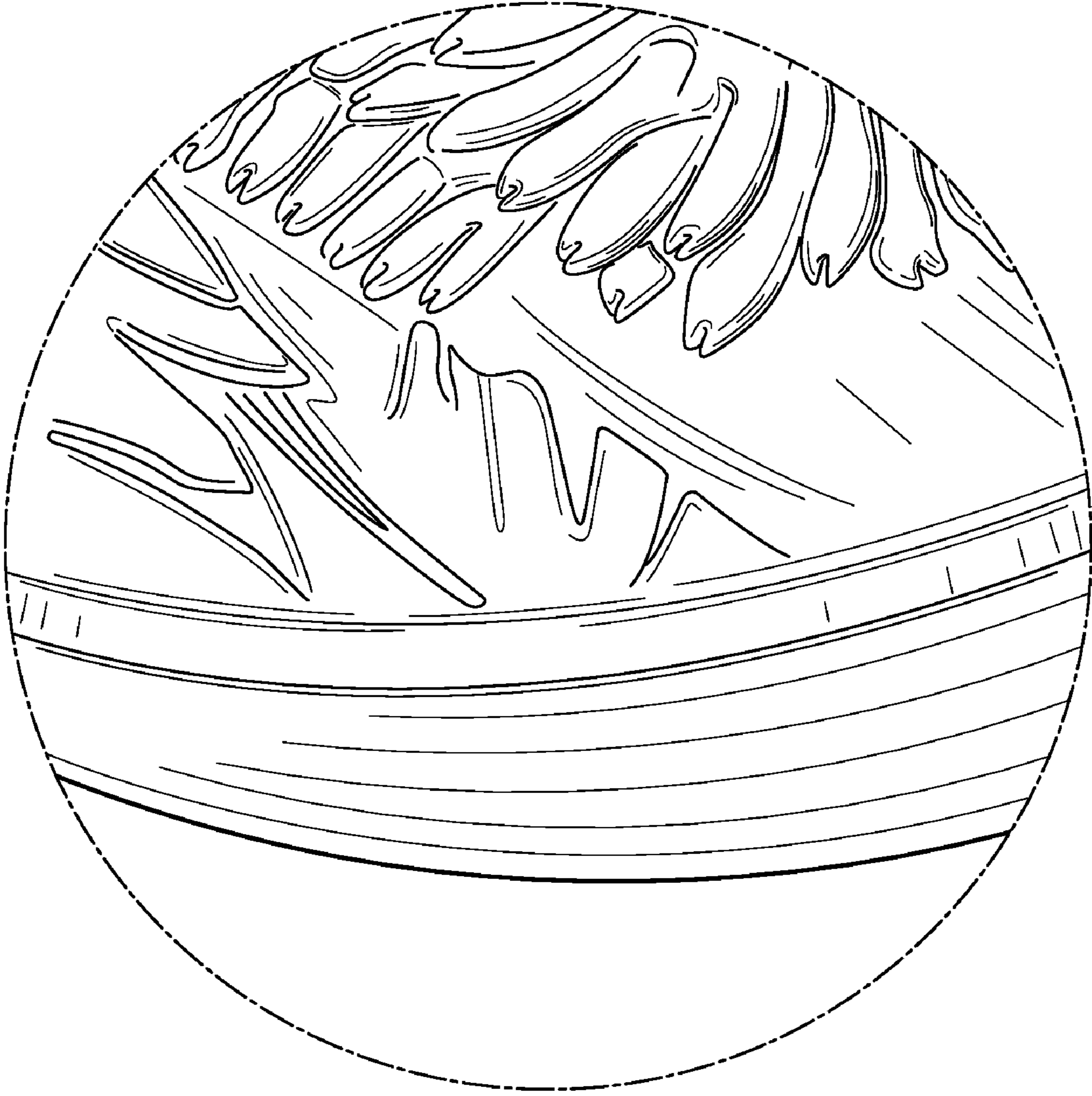


FIG. 7