



US00D591939S

(12) **United States Design Patent**  
**Choi**

(10) **Patent No.:** **US D591,939 S**

(45) **Date of Patent:** **\*\* May 12, 2009**

(54) **DECORATIVE PIECE FOR FOOTWEAR**

(75) Inventor: **Sandra Choi**, London (GB)

(73) Assignee: **J. Choo Limited**, London (GB)

(\*\*) Term: **14 Years**

(21) Appl. No.: **29/263,300**

(22) Filed: **Jul. 20, 2006**

(51) **LOC (9) Cl.** ..... **02-99**

(52) **U.S. Cl.** ..... **D2/946; D2/970; D2/976**

(58) **Field of Classification Search** ..... D2/896,  
D2/925-942, 946, 969, 970, 971, 976; 36/1,  
36/83, 8.3, 45-58

See application file for complete search history.

(56) **References Cited**

**U.S. PATENT DOCUMENTS**

D77,346 S *	12/1928	Wrobel	.....	D2/939
D84,979 S *	9/1931	Liso	.....	D2/939
D92,301 S *	5/1934	Heil	.....	D2/939
D93,930 S *	11/1934	La Valle	.....	D2/939
D95,367 S *	4/1935	Morali	.....	D2/939
D95,567 S *	5/1935	Zegorav	.....	D2/939
D95,901 S *	6/1935	Ellington	.....	D2/939
D96,535 S *	8/1935	Elkin	.....	D2/939
D99,885 S *	6/1936	Miller	.....	D2/939
D104,912 S *	6/1937	Benjamin	.....	D2/939
D109,870 S *	5/1938	Levin	.....	D2/939
D123,158 S *	10/1940	Atkins	.....	D2/939
D126,061 S *	3/1941	Wood	.....	D2/927
D133,271 S *	8/1942	Grossman	.....	D2/927
D133,274 S *	8/1942	Julianelli et al.	.....	D2/939

D133,446 S *	8/1942	Sutcliffe	.....	D2/939
D133,644 S *	9/1942	Sutcliffe	.....	D2/939
D133,646 S *	9/1942	Sutcliffe	.....	D2/939
D134,661 S *	12/1942	Julianelli et al.	.....	D2/939
D167,579 S *	8/1952	MacKinnon	.....	D2/971
D521,214 S *	5/2006	Choi	.....	D2/946
D547,034 S *	7/2007	Choi	.....	D2/946

**OTHER PUBLICATIONS**

U.S. Appl. No. 29/263,192, filed Jul. 17, 2006.

\* cited by examiner

*Primary Examiner*—Dominic Simone

(74) *Attorney, Agent, or Firm*—Fross Zelnick Lehrman & Zissu, P.C.; Lawrence E. Apolzon, Esq.

(57) **CLAIM**

The ornamental design for decorative piece for footwear, as shown and described.

**DESCRIPTION**

FIG. 1 is a front perspective view of a decorative piece for footwear showing my new design;

FIG. 2 is a left side view thereof;

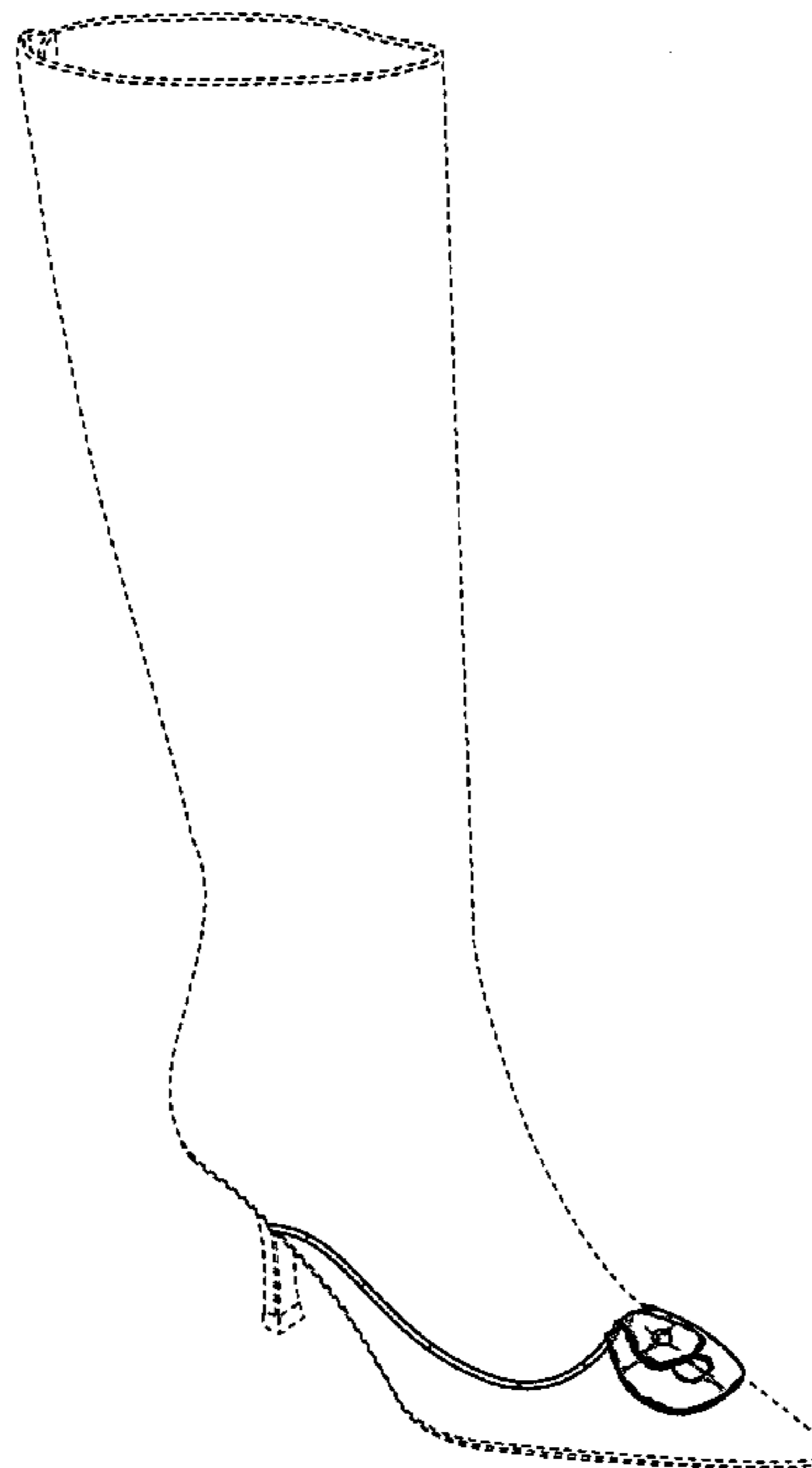
FIG. 3 is a right side view thereof;

FIG. 4 is a front view thereof; and,

FIG. 5 is a top view thereof.

The broken line showing of the sole, heel, heel cap, portion of the upper and portion of the front is for illustrative purposes only and forms no part of the claimed design.

**1 Claim, 5 Drawing Sheets**



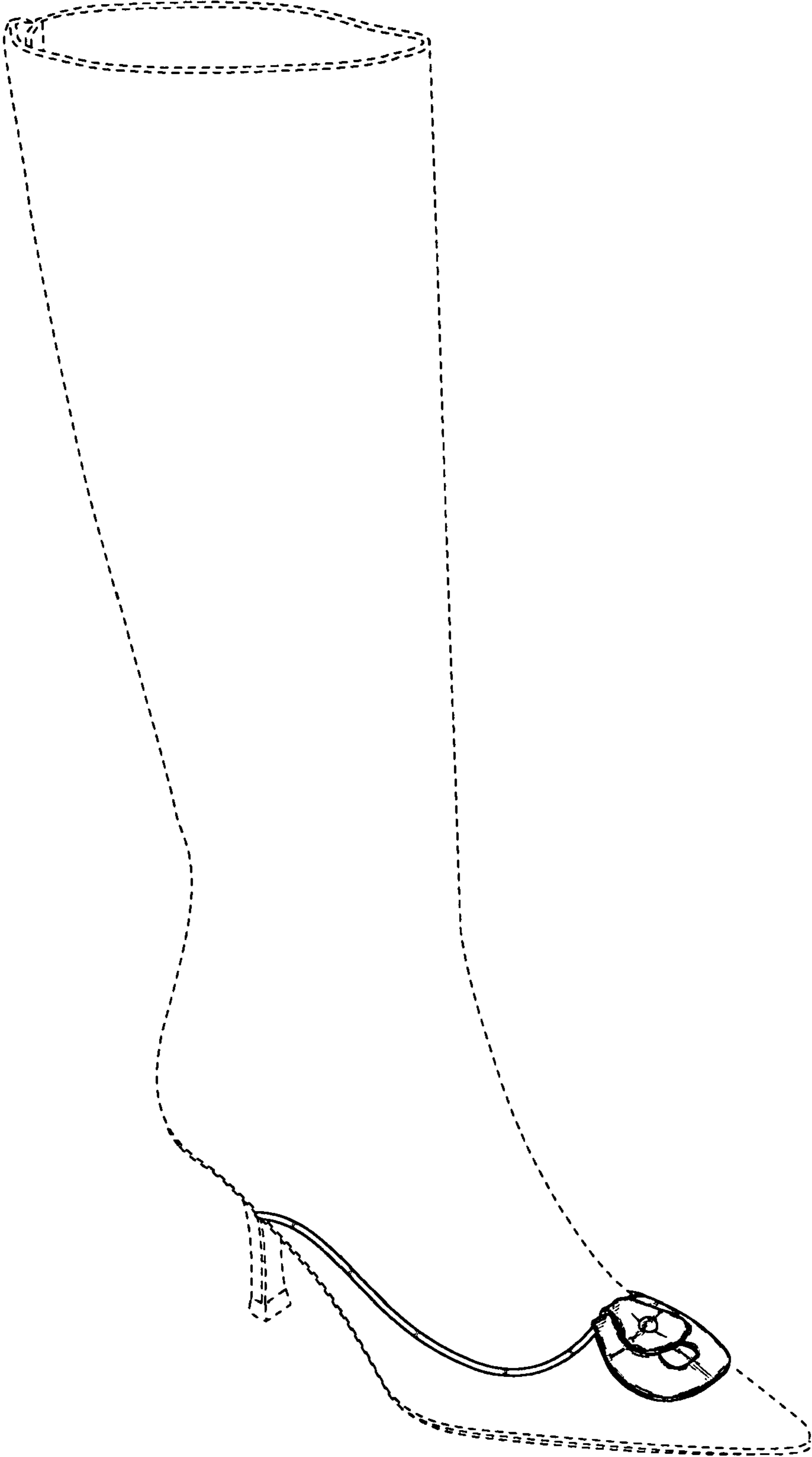


FIG. 1

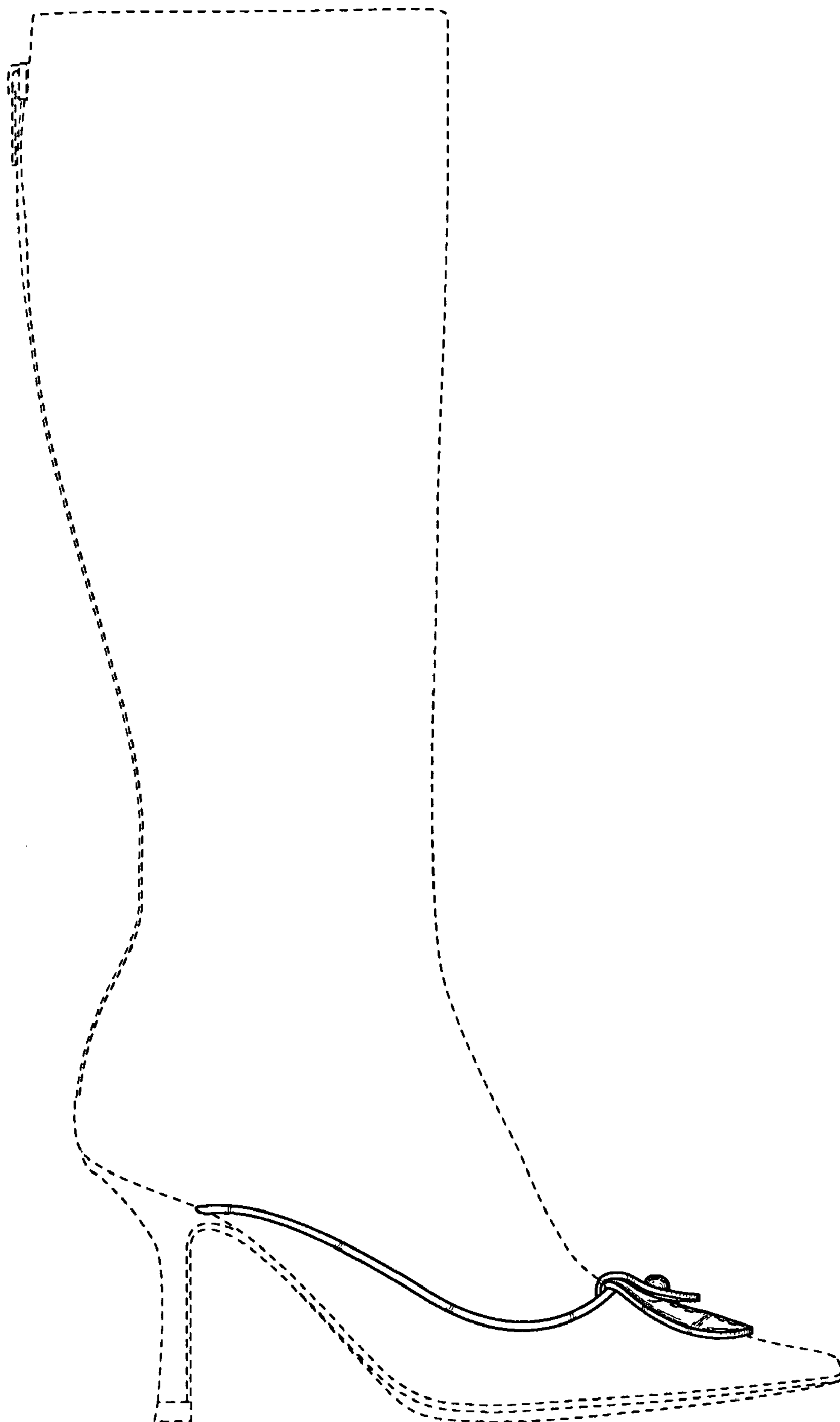


FIG. 2

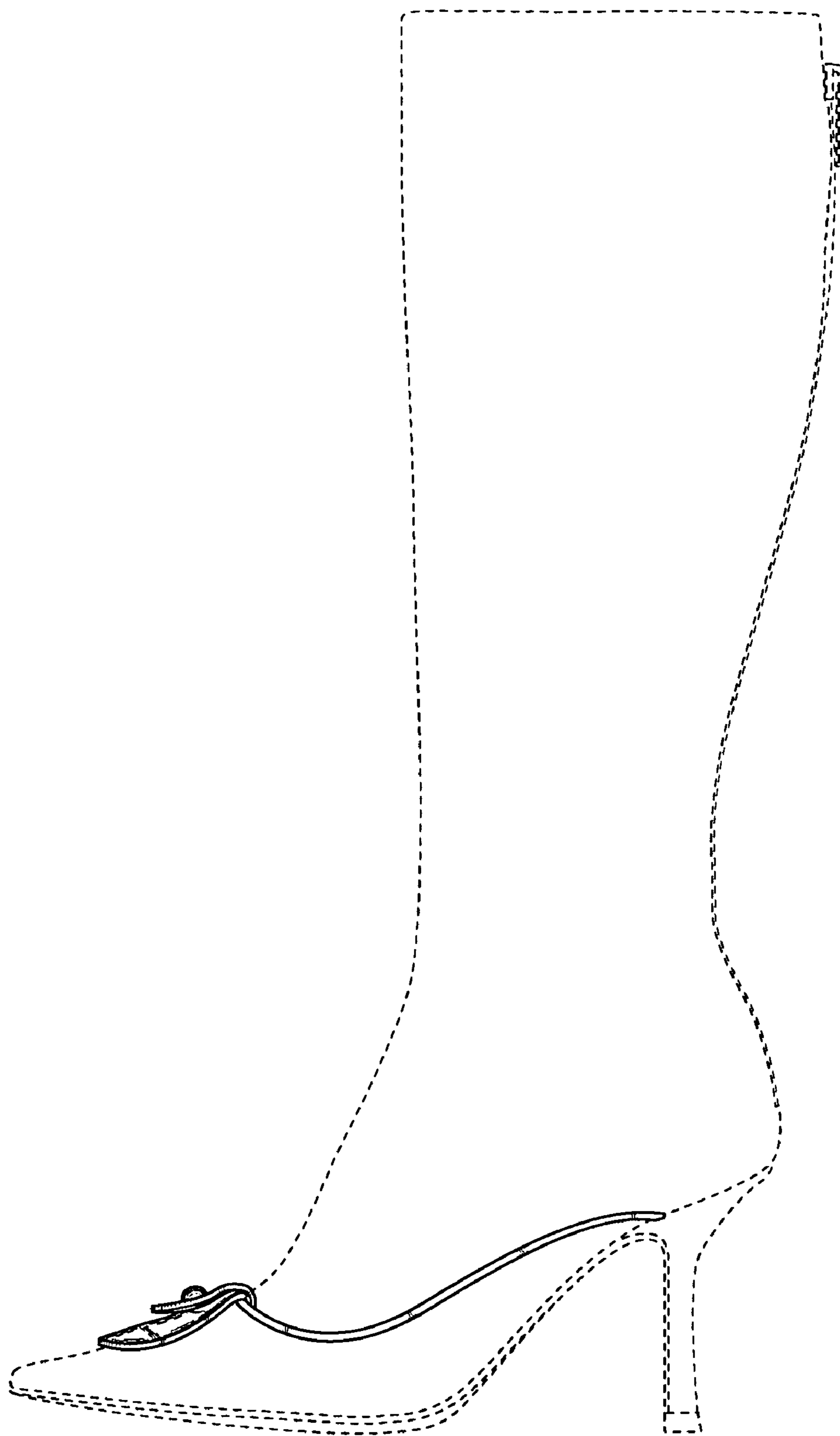


FIG. 3

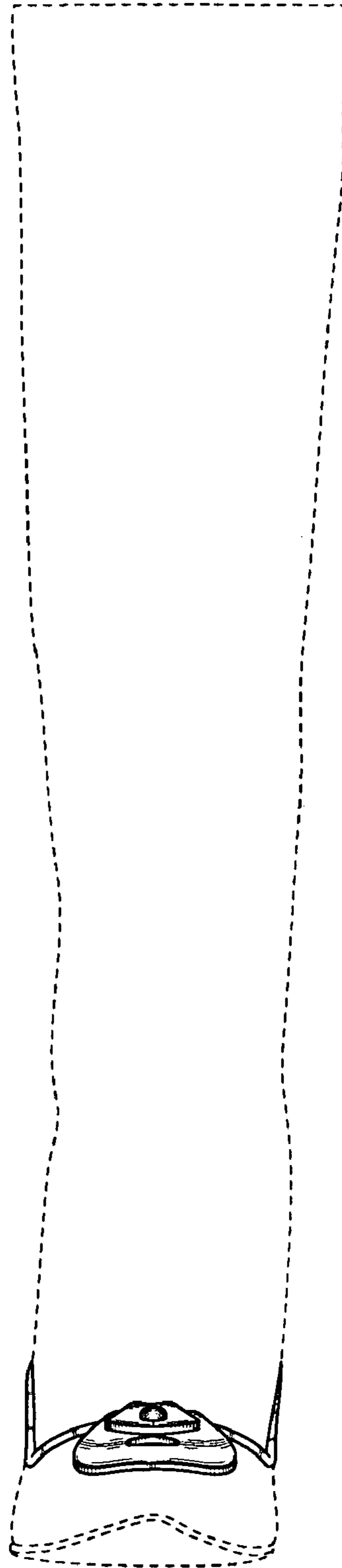


FIG. 4

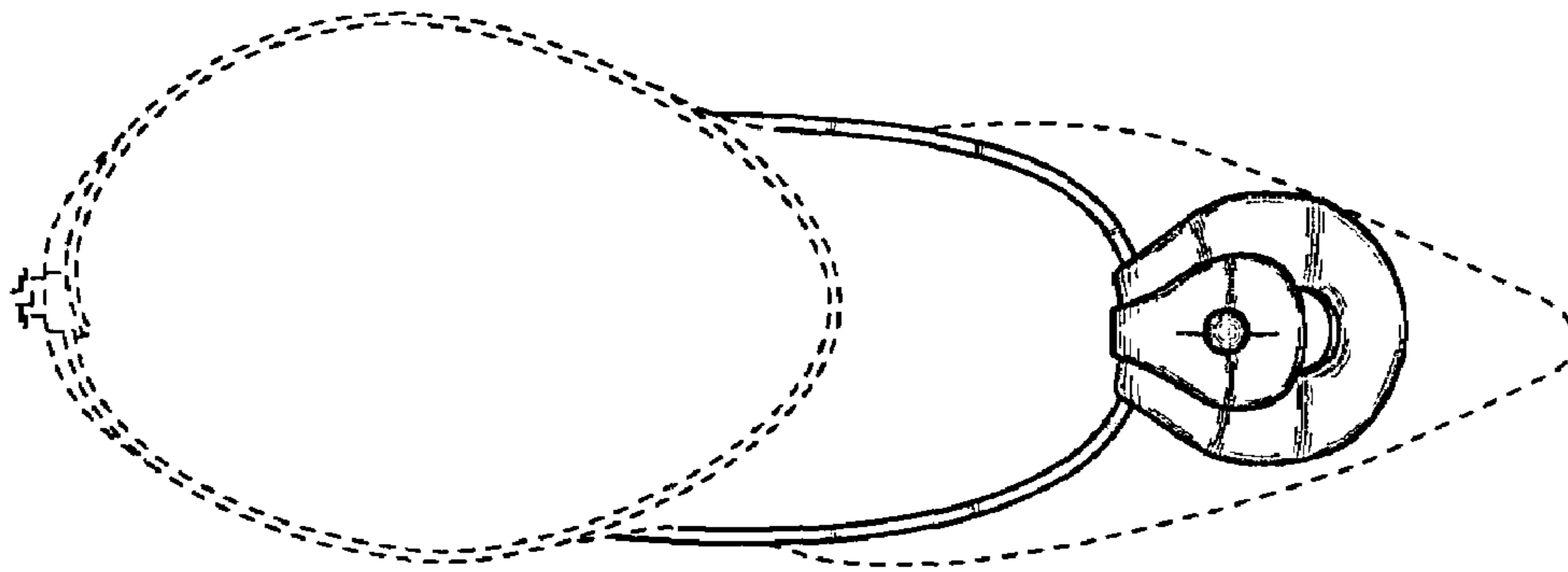


FIG. 5